

Quick Boiler Fixes in 2023

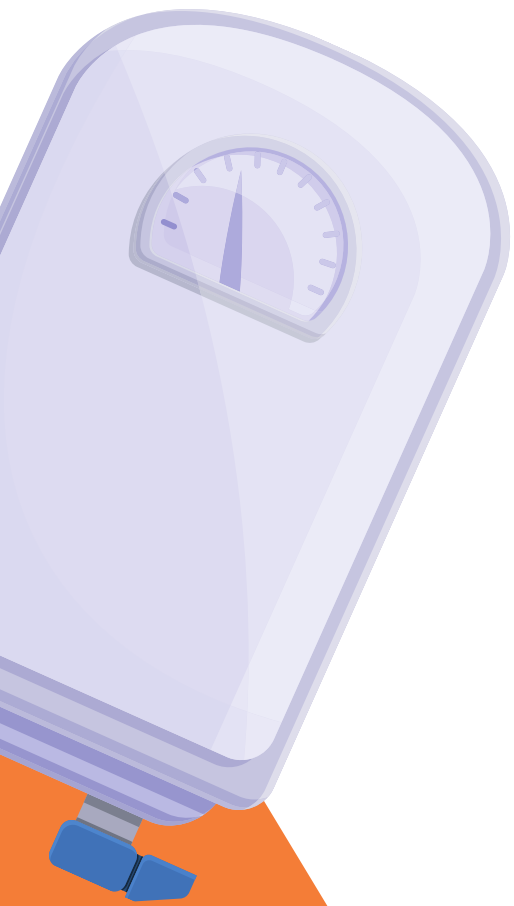


Boiler systems are a vital part of any home, providing warm water and heat to make a comfortable living space, so it's important to ensure that they are always operating properly.



There are common issues that can occur with boilers and fortunately, many of them can be quickly fixed with a few simple steps. Here are some quick boiler fixes that you can do to get your boiler running smoothly once again





1. Check Your Thermostat – If your boiler isn't producing heat, the first thing you should do is check the thermostat. Make sure it is set to the correct temperature and that it is switched on. If the problem is still not resolved, you may need to replace the thermostat.





2. Check the Pressure – If your boiler is producing too much heat, you may need to check the pressure. If the pressure is too low, you can adjust the pressure valve. If it's too high, you may need to bleed the radiators.







3. Check for Leaks – If you notice any signs of water leakage, you need to take the necessary steps to fix them as soon as possible. This could involve tightening the joints, replacing the seals, or replacing them.



**Make sure the
condensate pipe is
clear of blockages.**




**Check that the
pressure relief
valve is working
properly.**






Ensure the air pressure in the boiler is at the correct level.







Clean or replace the filter, if necessary.





**Make sure the
thermostat is
working properly.**





**Check for any loose
or corroded wiring.**






**Replace any
damaged
components as
soon as possible.**






**Regularly check for
signs of water
leaks.**






**Has your boiler
been serviced
regularly by a
qualified engineer?**





**Insulate the boiler
and pipes to help
keep it running
efficiently.**





www.thedcgroupuk.com - 020 3488 6939