



RULEBOOK

www.flagfootballph.com

Disclaimer: MFL abides by the regional and international flag football rules. If any disputes are raised, the final decision will be based on this rule book.



ALL MALE

ALL FEMALE

COED

YOUTH 5'S FORMAT

17 UNDER & 13 UNDER



IMPORTANT CHANGES

TEAM COMPOSITION

1. General Requirement

All teams must field five (5) eligible players at the start of each play unless otherwise permitted by tournament rules due to penalties, injuries, or officiating decisions.

2. Division Requirements

a. All-Male Division

– Each team must have five (5) male athletes on the field at all times.

b. All-Female Division

– Each team must have five (5) female athletes on the field at all times.

c. Coed Division

– Each team must have five (5) athletes on the field at all times, consisting of three (3) male athletes and two (2) female athletes.

d. Youth Division

– Each team must have five (5) athletes on the field at all times. No gender-based roster or on-field composition requirements apply.

GAME

- The game starts with both teams on either side of the field. Teams turn to each other and shake hands.
- After the whole line of hand shakes, both captains meet in midfield for the coin toss which will determine the first possession of the ball. The captain with the majority of their members who arrived earlier calls the toss.
- The offensive team takes possession of the ball at its 5-yard line and has four (4) downs to cross midfield. Once a team crosses midfield, it has three (3) downs to score a touchdown.
- If the offense fails to score, after crossing midfield the ball changes possession and the new offensive Team starts at its 5-yard line.
- Teams change sides after the first half. Possession changes to the team that started the game on defense.
- If the ball is intercepted, the intercepting team (defense when they intercepted, now becomes offense) continues from the point of where the flag was pulled.



IMPORTANT CHANGES

COED SCORING RULES

Female Touchdown:

- Worth 8 points total (Extra Points)

Conversion System After Female Touchdown:

- A 1-point conversion is upgraded to 2 points
- A 2-point conversion is upgraded to 3 points

JERSEYS

1. Teams are required to show up in identical jerseys on game day.
2. Teams are allowed to have their own jerseys made, however, the placement of a 3x3 in. MFL crest logo is required.
3. The MFL crest logo must be placed on the upper left part of the jersey, as shown above.
4. The high-resolution .png file may be downloaded via www.flagfootballph.com/downloadables
5. All jersey designs must be submitted for approval 2 weeks before game day.
6. Jerseys without MFL's official approval will not be permitted to be used on MFL grounds.
7. Teams must have reversible jerseys with a white-side option or an alternate white jersey.

PRIMARY



WHITE ALTERNATE





THE FLAG FOOTBALL CODE

INTRODUCTION

The Flag Football Code is a code of ethics and should be carefully read and observed. The code is a guide to players, coaches, officials and others responsible for the benefit of the game. Flag Football is a non-aggressive, non-contact, but still competitive sport. Fairness, sportsmanship and conduct are expected from players, coaches, officials and others associated with the game. There is no place for unfair tactics, unsportsmanlike conduct or acts that are intended to intentionally cause injury or disrespect. A coach or player who attempts to gain an advantage by deliberately circumventing or disregarding the rules is unsuitable for Flag Football. The rule book attempts to prohibit all form of unnecessary contact, unfair tactics and unsportsmanlike conduct; however, rules cannot cover every potential situation. Only through the best efforts of coaches, players and officials, can the highest ethical standards be maintained.

COACHING ETHICS

Deliberately teaching players to violate the rules is indefensible. The coaching of intentional contact, aiming or interference will break down rather than aid in the building of the character of players. Such instruction is not only unfair to opponents but is demoralizing to the players entrusted to a coach's care and has no place in the game. In the relationship with players under their care, the coaches should always be aware of the tremendous influence they have, both for better and worse. Coaches should never place the value of a win above that of the character and ethics of their players. The safety and welfare of their players should always be uppermost in their mind, and they must never be sacrificed for any personal prestige or selfish glory. In teaching the game of Flag Football, the coach must realize that certain rules exist that are designed to protect the player and provide common standards for determining a winner and a loser. Any attempt to circumvent these rules, to take unfair advantage of an opponent, or acts of deliberate unsportsmanlike conduct, have no place in the game, nor has any coach guilty of teaching these any right to call themselves a coach. The coach should set the example for winning without boasting and losing without bitterness. A coach who conducts themselves according to these principles need have no fear of failure, for in the final analysis, the success of a coach can be measured in terms of the respect they have earned from their players and their opponents.



SPORTSMANSHIP

A player or coach who intentionally violates a rule is guilty of unfair play and unsportsmanlike conduct and whether or not they escape being penalized, they bring discredit to the good name of the game. Players, coaches and officials should emphasize the elimination of initiating contact against an opponent. Feigning an injury for any reason is unethical. An injured player must be given full protection under the rules, but feigning injury is dishonest, unsportsmanlike and contrary to the spirit of the rules. Talking to a teammate, opponent or official in any manner that is demeaning, vulgar, abusive or "trashy" or intended to incite a physical response or verbally put an opponent down is illegal. Coaches are urged to discuss this conduct frequently and support all officials' actions to control it. When officials impose a penalty or make a decision, they are simply doing their duty as they see it. They are on the field to uphold the integrity of the game of Flag Football and their decisions are final and conclusive and should be accepted by players and coaches. To address uncomplimentary remarks to any official during the game, or to engage in conduct that might incite players or spectators against the officials is a violation of the rules and must be considered conduct unworthy of any participant in the sport.

PRINCIPLES

The most important principle of the rules is to avoid any significant and impactful contact. The first important aspect of this principle is to make the flags an easy target. The runner is restricted from using anything other than legal flags and legal tactics (e.g. spinning) to restrict an opponent's access to their flags. In return the flag puller must take all reasonable steps to minimize contact during the act of removing the flag from an opponent. The second important aspect of this principle is right of place and right of way, which determine who is charged with avoiding contact. As a general rule, priority is given to the offense up to the point before the ball is passed or handed off and to the defense thereafter. Conversely, the responsibility to avoid contact lies with the opposing player. Some other principles are: A blitzer sacrifices their stance by raising one hand in order to be given right of way. The offense should calculate the blitzer's lane in order to give them right of way and avoid interfering with them. The runner has to calculate the defender's action in order to avoid contact. Limitations to backwards passes are in place to avoid playing a game similar to Rugby. Penalties and their enforcement are not perfect. It is a balance between practical simplicity and fair perfection.

EQUIPMENT

Gaining an advantage by using wide pants or camouflaging flags is unfair. Using pants with stripes or different colors, or flags which do not contrast clearly with the player's pants, disadvantages the opponent. Any attempt to gain an advantage by using illegal equipment shall be penalized by the officials and coaches and players should be aware of how this reflects on their character. A team with perfect equipment (jerseys, pants and flags) by rule should be respected more than one which sacrifices adherence to the rules for the sake of aesthetics.



RIGHT OF WAY

Right of way (and right of place) is established to give both sides the possibility to play a fair game and avoid unnecessary contact. This right should not be abused in order to provoke contact, or by aiming at an opponent forcing them to react, or by intentionally restricting the room an opponent has to move as permitted by rule. Avoiding interference with the legal actions of an opponent is demanded and expected. Intentionally contacting an opponent, even with right of way, will be penalized.

DRUGS

The use of non-therapeutic drugs is not in keeping with the aims and purposes of amateur athletics and is prohibited. Under no circumstances should a coach authorize the use of drugs by players or other personnel under their control. Medicines, stimulants or other drugs should be used only when authorized and supervised by a physician. Coaches should be aware that willful ignorance of drug abuse by players will be interpreted as support. Coaches are required to be familiar with and implement the current IFAF policy on drugs.



FLAG FOOTBALL COED 5 ON 5

MFL Flag Football Rules are based on IFAF rules. The structure will follow Tackle Rules, but the numbering will not correspond. All Flag Football situations are ruled on without reference to the Tackle rules. Even when the whole document has 60 pages, the fundamental parts for understanding the game itself are on less than half of it. Flag Football has a lot of additional definitions (no-running zones, middle, blitzer, shielding, contact, aiming, flag pulling, flag guarding, jumping, dipping, spinning, diving, right of place, right of way) and respective rules. On the other hand, there are no helmets, protective padding, kicks (kickoff, punt, field goal), blocking or tackling. All of this makes Flag Football a similar, but distinct, sport with more speed and less injuries. Overall, there is a general understanding that Flag Football is a speedy pass-orientated sport.

Flag football is non-contact. Blocking, tackling and kicking are not allowed.

NATIONAL CHANGES

National changes allow governing bodies to adapt one or more specific rule changes in order to be more flexible in organization, whilst retaining the core elements of the rules. The organizer of a game/tournament/championship may change one or more rules as follows:

R 1-1-1: Field dimensions can be changed due to game site or age. The width and length of a half of the field of play can be uniformly increased or decreased by up to 5 yards. Length changes should be made relative to the middle of the field (e.g. if five yards are to be added, each half should be 27.5 yards long plus end zones). NOTE: Maximum regular field of play is 60 yd (54,90 m) x 30 yd (27,45 m), minimum is 40 yd (36,60 m) x 20 yd (18,30 m). Maximum width for big field is 35 yd (32,05 m), minimum is 25 yd (22,90 m). The proportions of each half should continue to correspond approximately to a square, or the corresponding rectangle for Flag 7 on 7. End zones may be shortened to a minimum of 8 yd (7,30 m). Safety area may not be altered.

R 1-1-1: Minimum field markings may be side lines, goal lines and end lines.

R 1-1-1: Pylons or disk markers may only be recommended.

R 1-1-1: Down indicator may only be recommended.

R 1-1-1: Score board may only be recommended.

R 1-1-1: Team rosters may consist of more than 15 players.

R 1-1-1: Teams may have players of different gender.

R 1-1-4: Officials may only be recommended.

R 1-2-1: Game balls need not be leather.

R 1-2-2: In mixed games youth ball size may be used.

R 1-3-1: Flags need not be pop-flags in youth and junior games.

R 1-3-1: Mouthpieces may be made mandatory.

R 1-3-2: Head wear may be legal, provided it does not endanger or offend other players.

R 3-1-4: The organizer of a tournament may decide the order of teams if the tie breaker system is not deemed appropriate, but the officially designated system is strongly recommended due to its fairness and ease of use.

R 3-2-1: Playing time may be altered due to competition or age.

R 3-2-5: The period where the timing restrictions of Rule 3-2-5 are in effect may be reduced from 2 to 1 minute.


R 3-3-2: Number of Timeouts may be changed.



DIMENSIONS OF FIELDS

The field shall be a rectangular area with dimensions and lines as indicated in the diagram. The surface of the playing field must be solid, level and free of any obstacles. Measurements shall be from the inside edges of the lines. The goal line is part of the end zone.

Field of play: length 50 yd (45,75 m), additional end zones 10 yd (9,15 m), width 25 yd (22,90 m). Total required space for one field including safety area: 76 yd (69,55 m) x 31 yd (28,40 m). Width of lines: 4 inches (10 cm). If temporary lines are being used, they must be flat, solid and securely fixed to the ground with flat headed spikes.



The 1 and 2-point try marks shall be 1 yd (0,90 m) long and the mid-points shall be 5 yd (4,57 m) and accordingly 10 yd (9,15 m) respectively from the middle of the goal lines. The no-running zones shall be marked with disc markers at the side line and/or with a dashed line. Pylons or disk markers shall be placed at the 8 intersections of the side lines with the goal lines and end lines. Disk markers may be placed at the intersections of the side lines with the middle line and at the intersection of the longitudinal axis of the field with the safety area. The safety area shall be 3 yd (2,75 m) outside the side lines and end lines, and needs to be on same level as the field of play and in the same condition. The safety area and team areas need not be marked but shall be observed by all participants. If two fields are next to each other the minimum distance between them is 6 yd (5,50 m) without team areas. A down indicator shall be operated 2 yards outside of the side line opposite the main stands. A 7-yd-chain (6,40 m) may be operated 2 yards outside of the side line next the main stands. A visible score board shall be operated near the field.



INTERNATIONAL CHAMPIONSHIP GAMES

For international championship games additional field markings are required: Lines every 5 yards from side line to side line ending 4 inches (10 cm) inside of them. The 5-yard lines shall be marked using dashed lines of 1 yd (0,90 m) length with 0.5 yard (0,45 m) interruptions. Yard line extensions 1 yd (0,90 m) long at every yard line along the longitudinal axis of the field and at both side lines, 4 inches (10 cm) inside of them between the goal lines. Numbers at the 10-yard and 20-yard lines with a height of 1 yd (0,90 m) at a distance of 3 yd (2,70 m) inside each side line. Team areas shall be marked. All 10 intersections of the side lines with the middle line, goal lines and end lines shall be marked with pylons and no disc marker needed at the longitudinal axis. An IFAF logo with a minimum length of 5 yards at the middle line. A countdown game clock shall be positioned opposite the main stand. This shall be a minimum of 1 yard (0.90 m) outside the safety area. The official time will be kept by the officials on the field and the visual clock shall be corrected if necessary. The game clock should be combined with the score board and may show additional information as team names, timeouts and down & distance. At both ends of the field, there shall be 25 second countdown play clocks. These clocks shall be positioned at the longitudinal axis at least 1 yard (0.90 m) outside of the safety area but no more that 5 yards (4.50 m) away from the end line and be between 2 and 5 yards (1.80 - 4.50 m) above the ground.



RULE 1: GAME, FIELD, BALL AND EQUIPMENT

SECTION 1. GENERAL PROVISIONS

ARTICLE 1. The Game

The game shall be played between 2 teams of not more than 5 players each, on a rectangular field and with a regulation ball. For details see Dimensions of Fields. Teams may play with less players on the field. If more than 1 player to the regular number is missing, the game is forfeited by the side that is unable to field a team. Team rosters consist of a maximum of 15 players (5 on the field with 10 substitutes).

COED 5's - Teams must have at least 2 female athletes on the field at all times.

ARTICLE 2. Winning Team and Final Score

Each team shall be allowed opportunities to advance the ball across the other team's goal line by running or passing it. The teams shall be awarded points for scoring according to rule and the team having the higher score at the end of the game, including extra periods, shall be the winner.

ARTICLE 3. Supervision

The game shall be played under the supervision of 2 or more officials.

ARTICLE 4. Team Captains and Coaches

Each team shall designate to the Referee no more than 2 players as its captains and no more than 2 coaches. Only these captains and coaches may ask the Referee questions about rule clarifications, make decisions for the team or request a challenge.

SECTION 2. THE BALL

ARTICLE 1. Specifications

The ball shall be made of four panels of pebble-grained leather in natural tan color with eight equally spaced lacings and new or nearly new with no alterations. The ball shall be an ellipsoid spheroid of regulation dimensions and inflated to a pressure of between 12.5 and 13.5 psi (0,85 – 0,95 bar).

Length : 11 to 11.50 inches (27,9 – 29,2 cm)

Length circumference : 27.00 to 28.00 inches (68,6 – 71,1 cm)

Diameter : 6.25 to 6.75 inches (15,9 – 17,2 cm)

Cross circumference : 20.00 to 21.00 inches (50,8 – 53,3 cm)

Weight : 14 to 15 ounces (400 – 425 g)

Each team may use its own legal ball. Marking a ball to indicate ownership is legal.

ARTICLE 2. SIZES

For men's or mixed games, regular size balls shall be used.

For women's games, youth size balls shall be used.

For youth games aged under-16, youth size balls shall be used. Balls need not be leather.

For youth games aged under-13, junior size balls shall be used. Balls need not be leather.



SECTION 3. EQUIPMENT

ARTICLE 1. Mandatory Equipment

Players of opposing teams shall wear jerseys of contrasting colors. If the teams are using similar jerseys, the home team has the option which team has to change jerseys.

a. Players of a team shall wear jerseys of the same color, cut and style. The jerseys shall be full-length and tucked into the pants with contrasting Arabic numerals at least 6 inches (15 cm) in height on the back. All players of a team shall have different whole numbers from 0 to 99. Jerseys shall not be taped or tied in any manner.

b. Players of a team shall wear shorts or pants of the same single color except for branding, logos or numbers on the front side of each leg with a maximum size of 4×4 inches (10×10 cm). The shorts or pants shall have the same cut and style without pockets, press studs or clips. Players may not tape or secure their shorts or pants to meet the regulations. Skirts are illegal.

c. Players of a team shall wear tightly fixed flag belts with pop-sockets and 2 identical flags. Every effort shall be made to keep one flag on each side of the players waist. The sockets shall be placed facing outwards and downwards. The flags shall be clearly visible, hang down freely and must not be covered in any way by the player's uniform and all colors must be contrasting with the color of the pants. The flags and sockets may not be greased, glued or altered in any way. Any player, who deliberately manipulate their flags shall be disqualified. AR 1-3-1-I to IV

d. If an intra-oral mouthpiece is worn it shall be of a visible, non-white color and with no part extending more than 0.5 inch (1,25 cm) out of the mouth. The use of a mouthpiece is strongly recommended.

ARTICLE 2. Flag Specifications

The flags and sockets each shall be made of the same material in the same color without sharp edges. All parameters must be maintained over a temperature range of 32° F to 86° F (0° C - 30° C).

Flag:

- a. Length from the socket: 15 to 16 inches (38,1 – 40,6 cm).
- b. Width: 1.8 to 2.0 inches (4,6 – 5,1 cm).
- c. Logo or Brand: maximum size of 2 × 3 inches (5,1 x 7,6 cm) in the quarter next to the socket.
- d. Thickness: 0.02 to 0.10 inches (0,5 - 2,5 mm).
- e. Weight: minimum 0.4 ounces (11 g) without socket.
- f. Tear resistance: minimum 300 Newton (67 lbf) when attached to the flag part of the socket (correlates to a mass of 30 kg or 66 pounds).

Socket:

- g. Outside diameter: 0.7 to 1 inches (1,8 – 2,5 cm).
- h. Length belt part: from top to corner 1.4 to 1.6 inches (3,6 – 4,1 cm) in axis.
- i. Length flag part: from corner to bottom 2.4 to 2.6 inches (6,1 – 6,6 cm) in axis.
- j. Corner angle: 130 to 140 degrees.
- k. Pull-off force: maximum 100 Newton (22 lbf) for senior games (men, women, mixed), maximum 50 Newton (11 lbf) for all other games (correlates to a mass of 10/5 kg or 22/11 pounds).

NOTE: If flags are used with Velcro or another fixing, the specifications for flags must still be met and the fixing must be easily removable with a maximum force of 50 Newton (11 lbf).



ARTICLE 3. Illegal Equipment

- a. Shoes with cleats longer than 0.5 inch (1,25 cm), sharpened or pointed in any way or made of any metallic material.
- b. Any kind of shoulder pads, helmets or head wear (caps, hoods, bandannas, headbands or similar).
- c. Any kind of protectors which endanger other players (e.g. sharp-edged knee braces).
- d. All kinds of glasses and frames made from breakable material which could splinter.
NOTE: Certified sport glasses made of synthetic material under standard specifications are available.
- e. Jewelry shall be removed or covered up completely.
- f. Uniform attachments like towels or hand warmers.
- g. Adhesive material, paint, grease or any other slippery substance applied to equipment or to a player's person, clothing or attachment that affects the ball or an opponent.
- h. Any electronic, mechanical or other signal devices for the purpose of communicating with a coach or other person.

ARTICLE 4. Team Certification

Before the game each team shall give a roster to the Referee and certify that all players have the mandatory equipment and have been informed what constitutes illegal equipment.





RULE 2 : DEFINITIONS

SECTION 1. AREAS AND LINES

ARTICLE 1. The Field

The field is the area within the safety area and the space above.

ARTICLE 2. Field of Play

The field of play is the area within the boundary lines (side lines and end lines) other than the end zones.

ARTICLE 3. End Zones

The end zones are the 10-yard areas at both ends of the field between the end lines and the goal lines.

ARTICLE 4. No-Running Zones

The no-running zones are the 5-yard areas at both ends of the field in front of the goal lines.

ARTICLE 5. Goal Lines

Goal lines, one for each team, shall be established at opposite ends of the field of play. The goal lines and goal line pylons are in the end zone. Each goal line is part of a vertical plane which separates the end zone from the field of play and extends beyond the side lines. A team's goal line is the one it is defending.

ARTICLE 6. Middle Line

Midway between the goal lines is the middle line. The middle of the middle line is the line to gain for a new series of downs and is hereafter called middle for short.

ARTICLE 7. In Bounds and Out of Bounds

The area enclosed by the side lines and end lines is in bounds and everywhere else (including the side lines and end lines themselves) is out of bounds.

ARTICLE 8. Team Areas

The team areas are outside the safety area (3 yards away from the side line) and between the 5-yard lines along the side line with a depth of 5 yards (4,58 m). If there is a conflict with the safety area, then the team areas shall be moved elsewhere. If, due to space limitations, it is necessary to relocate the team areas from their normal positions, both teams must be treated equally. The ground area for both teams must be approximately of the same size, they must be in close sight of the field and there must be a minimum distance of 10 yards (9,15 m) between them. When the team areas will be located on the same side of the field, both coaches of each team are allowed to work in their respective team area, as always, and use the safety area between their team area and the 5-yd line at the other end of the field. When the team areas are located anywhere else, both coaches of each team may work anywhere along the sideline outside the safety area between the 5-yard lines on opposing sides of the field; or in case of not enough space it is also possible to allow the coaches to use the safety area on opposing sides. The use of electronic devices (headsets, video recorders, smart phones etc.) in the team area is legal.



SECTION 2. TEAM AND PLAYER DESIGNATIONS

ARTICLE 1. Offense (O) and Defense (D) - The offense is the team which puts the ball in play by a snap. The defense is the opposing team. A player of the offensive team is either a snapper, a runner or a receiver. A player of the defensive team is either a blitzer, rusher or defender.

ARTICLE 2. Snapper - The snapper is the offensive player who snaps the ball.

ARTICLE 3. Quarterback - The quarterback is the offensive player who first gets possession of the ball after the snap. They are also the first runner.

ARTICLE 4. Passer - The passer is a runner who throws a legal pass. A

ARTICLE 5. Runner - The runner is a player in possession of a live ball.

ARTICLE 6. Blitz - A defender who lines up with all parts of their body more than 7 yards away from the scrimmage line at the snap can establish themselves as a blitzer with a legal signal by raising one hand clearly above the head at least during the last second prior to the snap. This grants them right of way which supersedes the general right of way for the offense, because they are pursuing the runner. The rush of a blitzer shall be immediately after the snap, quick and straight towards the point where the quarterback receives the snap in order to retain the right of way. If a blitzer is rushing late, slowly, towards a different spot, changing direction during the rush or just does not rush the quarterback, the player loses the right of way but still can participate as any other defender. If a blitzer is forced to change direction due to an offensive foul (shielding), the blitzer will not lose their right of way for a further direct rush to the point where quarterback received the snap. A defender who does not give a signal and legally crosses the scrimmage line is a rusher.

ARTICLE 7. Out of Bounds - A player is out of bounds when any part of their body touches anything out of bounds except another player or official. The ball not in player possession is out of bounds when it touches anything out of bounds.

ARTICLE 8. Disqualified Player - A disqualified player is one who has been declared ineligible from further participation in the game.

ARTICLE 9. Home Team - If neither team is at its home venue or at a tournament with more than 2 teams, then the team listed first shall be designated the home team. The second listed team shall be the visiting team.

SECTION 3. DOWN, SCRIMMAGE AND PLAY CLASSIFICATION

ARTICLE 1. Down - A down is the part of the game that starts with a legal snap after the ball is ready for play and ends when the ball becomes dead. Between downs is the interval during which the ball is dead. A play is the action between the 2 teams during a down.

ARTICLE 2. Scrimmage Line (SL) - When the ball is made ready for play the scrimmage line for each team is the vertical plane that passes through the point of the ball closest to its own goal line and extends to the side lines. A player has crossed the scrimmage line if any part of the body has been beyond their respective scrimmage line.



ARTICLE 3. Forward Pass Play - A legal forward pass play is the interval between the snap and when a legal forward pass beyond the scrimmage line is completed or intercepted. Also, any forward pass from behind the scrimmage line becoming incomplete or touched by the defense is considered as a forward pass play.

ARTICLE 4. Running Play - A running play is any live ball action other than that during a legal forward pass play. Passes completed behind the scrimmage line are legal and are running plays.

SECTION 4. THE BALL LIVE OR DEAD

ARTICLE 1. Live Ball - A live ball is a ball in play. A pass that has not yet touched the ground is a live ball in flight.

ARTICLE 2. Dead Ball - A dead ball is a ball not in play.

ARTICLE 3. When Ball is Ready for Play - A dead ball is ready for play when the ball is placed on the ground and the Referee blows the whistle.

SECTION 4. SECTION 5. FORWARD, BEYOND AND FORWARD PROGRESS THE BALL LIVE OR DEAD

ARTICLE 1. Forward and Beyond - Forward, beyond or in advance of denotes the direction toward the opposing team's end line. Backward or behind denotes the direction towards a team's own end line.

ARTICLE 2. Forward Progress - Forward progress is a term indicating the end of advancement by the runner or airborne pass receiver of either team and applies to the most forward point of the ball when it becomes dead by rule between the end lines (dead ball spot).

SECTION 6. SPOTS

ARTICLE 1. Enforcement Spot - An enforcement spot is the point from which the penalty for a foul is enforced.

ARTICLE 2. Dead Ball Spot (DB) - The dead ball spot is the point at which the ball becomes dead.

ARTICLE 3. Spot of Foul (SF) - The spot of the foul is the point at which that foul occurs. If out of bounds, it is the adjacent spot on the side line. If behind the goal line, the foul is in the end zone.

ARTICLE 4. Out-of-Bounds Spot - The out-of-bounds spot is the point at which the ball becomes dead due to of being out of bounds.



SECTION 7. FOUL, PENALTY AND VIOLATION

ARTICLE 1. Foul - A foul is a rule infraction for which a penalty is prescribed by rule. A flagrant foul is a rule infraction that places an opponent in danger of injury.

ARTICLE 2. Penalty - A penalty is a result imposed by rule against a team that has committed a foul and may include one or more of the following: loss of yardage, loss of down, automatic first down or disqualification. If the penalty involves loss of a down, the down shall count as 1 of the 4 in that series.

ARTICLE 3. Violation - A violation is a rule infraction for which no penalty is prescribed, it does not offset a foul.

ARTICLE 4. Loss of Down (LOD) - “Loss of Down” is an abbreviation meaning “loss of the right to repeat a down”. A loss of down will be only applied if the foul is by the offense prior to a change of team possession.

ARTICLE 5. Automatic First Down (AFD) - “Automatic First Down” is an abbreviation meaning “award the offense a new series”. An automatic first down will be only applied if the foul is by the defense prior to a change of team possession.

SECTION 8. SHIFT AND MOTION

ARTICLE 1. Shift - A shift is a simultaneous change of position by 2 or more offensive players after the ball is made ready for play and before the snap. The shift ends when all players have been stationary for 1 full second.

ARTICLE 2. Motion - A motion is a change of position by one offensive player after the end of a shift and before the snap.

SECTION 9. HANDLING OF THE BALL

ARTICLE 1. Hand-off - A hand-off is a successful transfer of possession from one teammate to another that does not involve a pass. Defenders may NOT go inside the LOS if a fake hand off is done.

ARTICLE 2. Pass - A pass is any intentional act to throw the ball in any direction or drop it to the ground. A pass is identified by a period where the ball is not in any player’s possession. A pass starts with the final release after firm control during an intentional movement of the hand or arm. A pass continues to be a pass until it is completed to a player or the ball becomes dead.

ARTICLE 3. Fumble - A fumble is any act other than passing or successful handing that result in loss of player possession. A fumble can only occur after a player gains possession of a ball.

ARTICLE 4. Possession - Possession means firmly holding or controlling a live ball. A change of team possession (COP) occurs when an opponent gains possession of the ball.



ARTICLE 5. Batting - Batting the ball is intentionally striking it with the hands or arms.

ARTICLE 6. Kicking - Kicking the ball is intentionally striking it with the knee, lower leg or foot and is illegal.

SECTION 10. PASSES

ARTICLE 1. Forward and Backward Pass - A pass is forward if the ball first touches anything beyond the spot where the ball is released. All other passes are backward passes, even if it is lateral (parallel to the scrimmage line). A snap becomes a backward pass when the snapper releases the ball. If a snapper loses control of the ball as they begin the snap, it is an illegal snap.

ARTICLE 2. Crosses Scrimmage Line - A legal forward pass has crossed the scrimmage line when it first touches anything beyond the scrimmage line in bounds.

ARTICLE 3. Catch and Interception - A catch is the act of firmly establishing and maintaining control of a live ball in flight. A catch of an opponent's pass or fumble is an interception. A player who leaves the ground to make a catch or interception must have the ball firmly controlled when first returning to the ground with any part of the body touching the ground in bounds and then maintain complete and continuous control of the ball throughout the process of contacting the ground to complete the pass. If the player loses control of the ball and the ball touches the ground before the process of the catch is completed then it is not a catch.

ARTICLE 4. Sack - A sack is the removal of a flag (flag pull) from the quarterback behind the scrimmage line who is in possession of a live ball. A player is in possession of the ball until the ball is completely released.

SECTION 11. HOLDING, SHIELDING, CONTACT AND AIMING

ARTICLE 1. Holding - Holding is grasping an opponent or their equipment, not releasing immediately and impacting the opponent.

ARTICLE 2. Shielding - Shielding is obstructing an opponent without contact by moving into their path. A moving player without right of way who impedes an opponent from running a pass route, getting to the runner or impedes a legal blitz is guilty of shielding. A player standing still (with the right of place) is not shielding, even if the player is obstructing an opponent.

ARTICLE 3. Contact - Contact is touching an opponent with impact. Touching with no impact is not a foul.

ARTICLE 4. Aiming - Aiming is to target and initiate contact with an opponent or to run into an opponent, even with right of way. Aiming is any deliberate or avoidable contact with force against an opponent, even in an attempted flag pull or while playing the ball during a pass. Aiming is to attack a ball in possession or take away the ball from the runner.



SECTION 12. FLAG PULLING, FLAG GUARDING, JUMPING, DIPPING, SPINNING AND DIVING.

ARTICLE 1. Flag Pull - A flag pull is the removal of one or more flags from an opponent with one or more hands. The defender has the right to move towards the runner and attack the flags.

ARTICLE 2. Flag Guarding - Flag guarding is an attempt by the runner to avoid a flag pull by covering the flag with any part of the body (hand, arm or leg) or with the ball or waving the hand below the hip in front of the flag before the flag pull attempt. Flag guarding is also stretching out a hand, with or without the ball, towards the opponent to make it more difficult for the defender to reach the flag.

ARTICLE 3. Jumping - Jumping is an attempt by the runner to avoid a flag pull by pushing off the ground and thus raising the level of the flags significantly compared to regular running. Jumping is a type of flag guarding and illegal.

ARTICLE 4. Dipping - Dipping is an attempt by the runner, with continuous movement, to avoid a flag pull by extra bending of the knees and lowering the level of the flags significantly compared to regular running. Dipping is legal.

ARTICLE 5. Spinning - Spinning is an attempt by the runner to avoid a flag pull by rotation of the body along the vertical axis. Spinning is legal if the height of the flags is not significantly raised. Spinning combined with dipping is legal, combined with jumping or diving is illegal.

ARTICLE 6. Diving - Diving is an attempt by the runner to avoid a flag pull or make the approach to the flag more difficult by leaning the upper body forward, with or without jumping, dipping or spinning. Diving is a type of flag guarding and is illegal.

SECTION 13. RIGHT OF PLACE AND RIGHT OF WAY

ARTICLE 1. Right of Place (ROP) - Right of place is given to any stationary players who maintains normal player posture and make no movements in any horizontal direction to change their position. A purely vertical movement, including a lift from the ground, in order to throw or catch a pass does not mean that a previously established right of place has been lost. Right of place supersedes right of way when determining who is guilty of a foul.

ARTICLE 2. Right of Way (ROW) - Right of way is given to a player according to rule who has established a direction of movement in a regular manner and does not alter that direction. A player with right of way has a higher privilege when determining who is guilty of a foul than all other players except those with right of place.



RULE 3: PERIODS AND TIMING

SECTION 1. START OF EACH PERIOD

ARTICLE 1. First Half

3 minutes prior to the scheduled start time, the Referee shall toss a coin at midfield in presence of the captains from each team, first designating the captain of the visiting team to call the coin toss. The winner of the toss will choose to put the ball in play first by a snap at its own 5-yard line in either the first half or the second. The other team will elect which side to defend.

ARTICLE 2. Second Half

In the second half, the teams shall defend the opposite goal line to the one they defended in the first half. The team who did not first put the ball in play in the first half, shall put the ball in play by a snap at its own 5-yard line.

ARTICLE 3. Overtime (Tie Breaker)

The tiebreaker system shall be used when a game is tied after 2 halves and the competition mandates a winner needs to be determined.

- a. After a 2 minute intermission, the Referee shall toss a coin at midfield as at the beginning of the game. The winner of the coin toss will choose to start each following period on offense or defense. The other team will elect which end of the field will be used.
- b. No charged team timeouts shall be granted.
- c. The first extra period shall consist of 2 series with each team putting the ball in play by a snap at the middle line for one series of downs (no first down at middle). Should the defense score during the first series, other than on the try, then the extra period is over.
- d. Each team retains the ball during its series until it scores (including try downs for 1 or 2 points) or exhausts its series of downs. The ball remains alive after a change of team possession until it is declared dead. The series is then ended even if there is a second change of team possession during that down.
- e. If after the first period (with 2 series including tries) the score is still tied, the second and following periods consist of series with each team playing a 1-point try from the 5-yard line. The overtime ends when the score after a period is no longer a tie or the defense scores during the first series of a period.
- f. The team scoring the greater number of points during overtime shall be declared the winner.

ARTICLE 4. Tournament Tie Breaker System

If 2 or more teams in a tournament have the same total percentage (win-tie-loss), the following procedure shall decide the order of the teams step by step:

1. Head to head percentage, if all teams played each other.
2. Head to head net point differential, if all teams played each other.
3. Head to head points scored, if all teams played each other.
4. Total net point differential.
5. Total points scored.
6. Coin toss. AR 3-1-4-1



SECTION 2. PLAYING TIME

ARTICLE 1. Length of Play and Intermission

The total playing time shall be 40 minutes, divided into 2 halves of 20 minutes each, with a 2 minute intermission between halves.

ARTICLE 2. Extension of Periods

A period shall be extended until a down has been played which is free from live ball fouls (without loss of down) for which the penalty is accepted. If offsetting fouls occur during a down in which time expires, the down will be repeated. No period shall end until the ball is dead and the Referee declares the period ended.

ARTICLE 3. Timing Devices

The game clock and the 25-second-clock shall be kept by either a stopwatch operated by an official or by a visible clock operated by an assistant under the direction of the appropriate official.

ARTICLE 4. When Clock Starts

When the game clock has been stopped by rule it shall be started when the ball is next legally snapped. Exception: The game clock will start at the ready for play when it was only stopped at the Referee's discretion or when a team has committed a foul to conserve time. AR 3-2-4-I to IV

ARTICLE 5. When Clock Stops

The game clock shall be stopped when each half ends, for a charged team timeout, for an injury timeout or at the Referee's discretion. Within the last 2 minutes of each half the clock shall stop:

1. To award a first down, also after a change of team possession.
2. To complete a penalty.
3. When the ball or the runner goes out of bounds.
4. When a pass or fumble (forward or backward) strikes the ground.
5. When a teammate of the fumbler touches the ball.
6. When a score is made and during and after the following try.
7. When a charged timeout is granted. The game clock shall not run during an extension of a half or overtime.

ARTICLE 6. Running Clock

If the score difference is 30 points or more at the Referee's notification, the clock will not stop for situations it normally would do so for in the last 2 minutes. The Referee will inform both teams at the Referee's notification that the clock will no longer be stopped (running clock) for the remainder of the half. After the Referee's notification, the established status of the clock (standard timing or running clock) will not change even if the score difference goes below 30 or reaches 30 or more points. AR 3-2-6-I to II



SECTION 3. TIMEOUTS

ARTICLE 1. How Charged

The Referee shall declare a timeout when the game is suspended for any reason. Each timeout shall be charged to one of the teams or designated as an official timeout. [S3] The Referee shall call an official timeout if discussion of the ruling or other circumstances, take a significant amount of time.

ARTICLE 2. Charged Team Timeouts

An official shall allow a charged team timeout when requested by any coach or inbound player when the ball is dead. Each team is entitled to 2 charged team timeouts per half. Unused timeouts may not be carried over to a subsequent period.

ARTICLE 3. Injury Timeout

In the event of an injured player any official may declare an official timeout, provided the player for whom the timeout is taken is removed from the game for at least one down.

ARTICLE 4. Length of Timeouts

A charged team timeout shall not exceed 60 seconds. The Referee can shorten any charged timeout by agreement of both teams. Other timeouts shall be no longer than the Referee deems necessary to fulfill the purpose for which they are declared. The Referee shall notify both teams when any timeout has expired and 5 seconds later shall declare the ball ready for play. AR 3-3-4-I

ARTICLE 5. Referee's Notification

The Referee shall inform all coaches when 2 minutes or less of playing time remain in a half and the ball is or becomes dead next. The game clock shall be stopped for this purpose. AR 3-3-5-I to II



RULE 4: LIVE BALL AND DEAD BALL

SECTION 1. LIVE BALL - DEAD BALL

ARTICLE 1. Dead Ball becomes Alive

For the next down the ball shall be put in play at the spot midway between the side lines, laterally in line with the spot where the ball was when it became dead by rule, or at the spot where the ball has been placed following completion of an accepted penalty or to award a new series. After a dead ball is made ready for play it becomes a live ball with the start of a legal snap. A ball snapped before it is made ready for play or is illegally snapped remains dead. A foul before the ball is snapped (delay of game, encroachment, false start, disconcerting signal, illegal blitzer signal) will cause the ball to remain dead.

ARTICLE 2. Live Ball becomes Dead

A live ball becomes dead by rule and an official shall sound a whistle when:

- a. The ball is out of bounds.
- b. The runner is out of bounds.
- c. Any part of the runner's body except their hand or foot touches the ground. AR 4-1-2-I
- d. A runner simulates placing the knee on the ground.
- e. A pass or fumble (forward or backward) strikes the ground.
- f. A teammate of the fumbler touches the ball.
- g. A player with fewer than 2 flags is in possession of the ball. AR 4-1-2-II
- h. A player with flags not positioned correctly is in possession of the ball and the player themselves is responsible.
- i. A touchdown, touchback, safety or successful try occurs.
- j. A foul which causes the ball to become dead (e.g. illegal kick or delay of pass) occurs.

On an inadvertent whistle by an official, the ball becomes dead and the team in possession may elect either to put the ball next in play where it was declared dead or to replay the down.



RULE 5: SERIES OF DOWNS

SECTION 1. A SERIES: STARTED, BROKEN, RENEWED

ARTICLE 1. When to Award Series

A series of 4 consecutive scrimmage downs shall be awarded to the team that is next to put the ball in play by a snap at the beginning of each half and after a score (including try), safety, touchback or change of team possession. [S8] A new series shall be awarded to the offense if:

a. It is in legal possession (following the application of any accepted live ball penalty) of the ball beyond the middle when the ball is declared dead and it is the first time in this series that has happened. If a subsequent play or penalty brings the ball back behind the middle and the ball is then advanced across the middle line for a second time during the same series, no new first down shall be awarded. AR 5-1-1-I to II

b. An accepted penalty results in or mandates a first down. A new series shall be awarded to the defense on its own 5-yard line if the offense following 4 th down has failed to score or earn a new first down.

A new series shall be awarded to the defense at the dead ball spot after an interception.

A series of 4 downs (1st half) and 3 downs (2nd half) will be awarded to the offensive team for every drive.



SECTION 2. DOWN AND POSSESSION AFTER A PENALTY

ARTICLE 1. Foul Before Change of Team Possession

If a penalty is accepted for a foul that occurred during a down before any change of team possession, the ball belongs to the offense and the down shall be repeated, unless the penalty involves loss of a down, mandates a first down or leaves the ball beyond the middle.

ARTICLE 2. Foul After Change of Team Possession

If a penalty is accepted for a foul that occurred during a down after change of team possession, the ball belongs to the team in possession when the foul occurred. The next down shall be a first down after enforcement of the penalty.

ARTICLE 3. Penalty Declined

If a penalty is declined, the number of the next down shall be whatever it would have been if that foul had not occurred.

ARTICLE 4. Foul Between Downs

If a foul occurs between downs, the number of the next down shall be the same as that established before the foul occurred, unless enforcement of the penalty leaves the ball beyond the middle or the penalty mandates a first down.

ARTICLE 5. Fouls by Both Teams

If offsetting fouls occur during a down, the previous down shall be repeated.

RULE 6: KICKS

SECTION 1. KICKING

ARTICLE 1. Illegal Kick

The runner may not intentionally kick the ball. This foul causes the ball to become dead.
AR 6-1-1-I and II

PENALTY - 5 yards, also loss of down, enforced from the spot of foul. [S19]



RULE 7: SNAPPING AND PASSING THE BALL

SECTION 1. THE SCRIMMAGE

ARTICLE 1. Ball Ready for Play

a. No player shall put the ball in play before it is ready for play. [S1] NOTE: If the ball is snapped after the ball declared ready but before all the officials are ready, any official shall stop the play immediately without penalty and the Referee will order the down to be replayed. The Referee shall take care only to declare the ball ready for play if all officials are ready and in position.

PENALTY - Ball remains dead, 5 yards, enforced from the dead ball spot. [S19]

b. The ball shall be put in play within 25 seconds after the Referee has declared the ball ready for play.

PENALTY - Ball remains dead, 5 yards, enforced from the dead ball spot. [S21]

ARTICLE 2. Starting with a Snap

After the snapper touches the ball, the snapper may not lift the ball, move it forward or simulate the start of the snap.

Before the snap, the long axis of the ball shall be at right angles to the scrimmage line. A legal snap is handing or passing the ball backward from its position on the ground with a quick and continuous backward motion of the hand or hands that results in losing possession of the ball. The snap need not be between the snapper's legs.

PENALTY - Ball remains dead, 5 yards, enforced from the dead ball spot. [S19]

ARTICLE 3. Offensive Team Requirements

There is no minimum number of players on the scrimmage line at the snap.

a. After the snapper touches the ball and before the ball is snapped all offensive players shall be in bounds behind their scrimmage line (encroachment).

b. The first and each following shift must be completed before the snap starts. AR 7-1-3-I

c. No offensive player shall make a false start or make any abrupt movement that simulates the beginning of a play. PENALTY - Ball remains dead, 5 yards, enforced from the dead ball spot. [S19]

d. When the snap starts, one offensive player may be in motion, may not be moving toward the opponent's goal line. When the snap starts and 2 or more players are moving, it is an illegal shift. AR 7-1-3-II

PENALTY - 5 yards, enforced from the scrimmage line. [S19]

e. The quarterback cannot run with the ball beyond the scrimmage line, unless the ball has been solely possessed by another player and returned to them or touched by a defender while in flight.

f. When the ball is snapped on or inside the 5-yard line going towards the opponent's end zone (no-running zone), the offense shall make a forward pass play. If the quarterback or runner gets deflagged behind the scrimmage line before a forward pass play has been completed, there is no foul for an illegal run play. AR 7-1-3-III to VII

PENALTY - 5 yards, also loss of down, enforced from the scrimmage line. [S19]

g. The quarterback has 7 seconds to pass or hand-off the ball after the snap. If this limit is exceeded, the ball becomes dead at the scrimmage line.

PENALTY - Loss of down at the scrimmage line. [S21 + S9]



ARTICLE 4. Defensive Team Requirements

a. Before the ball is snapped all defenders shall be in bounds and behind their scrimmage line (offside). AR 7-1-4-I

b. After the ball is declared ready for play no defender shall touch the ball until after the snap is complete.

c. No defender shall use words or signals that disconcert opponents when they are preparing to put the ball in play.

d. A maximum of 2 players may establish themselves as a blitzer. If a player who signals is less than 7 yards from the scrimmage line or if a player is giving an invalid signal or if more than 2 players simultaneously keep their hand raised after the snapper has touched the ball, it is a foul for illegal signal. AR 7-1-4-II to VII

PENALTY - Ball remains dead, 5 yards, enforced from the dead ball spot. [S18]

e. Any defender who has all parts of the body more than 7 yards away from the scrimmage line at the snap may cross the scrimmage line multiple times until the ball is dead. There is no requirement for a player requesting right of way to establish as blitzer and any player (> 7 yards) may rush the quarterback during the play.

f. All defenders less than 7 yards away from their scrimmage line at the snap shall stay behind their scrimmage line until the ball has been handed off, fake handed off or passed by the quarterback.

PENALTY - 5 yards, spot of foul is the scrimmage line, enforced from the scrimmage line. [S18]

ARTICLE 5. Handing the Ball

a. The offense may hand off the ball multiple times as long as both involved players are behind the scrimmage line, provided the ball has not been carried beyond the scrimmage line and it is prior to any change of team possession.

b. No snapper shall receive a forward hand-off.

PENALTY - 5 yards, also loss of down, enforced from the spot of foul. [S19]



SECTION 2. PASSES AND FUMBLES

ARTICLE 1. Backward Pass

A runner may pass the ball backwards provided it has not previously been carried beyond the scrimmage line and it is prior to any change of team possession. AR 7-2-1-I to IV

PENALTY - 5 yards, also loss of down, enforced from the spot of foul. [S35]

ARTICLE 2. Complete Pass

Any pass caught by an eligible player touching the ground in bounds is completed and the ball continues in play unless completed in the opponent's end zone. AR 7-2-2-I to VII

ARTICLE 3. Incomplete Pass

Any pass is incomplete if the ball touches the ground when not firmly controlled by a player. It also is incomplete when a player jumps and receives the pass but first lands on or outside a boundary line. [S10] When a forward pass is incomplete, the ball belongs to the passing team at the previous scrimmage line, which is the dead ball spot. When a backward pass is incomplete, the ball belongs to the passing team at the spot of the last player's possession, which is the dead ball spot.

ARTICLE 4. Fumble

When a fumble hits the ground or is touched by a teammate of the runner (fumbler) without being touched by an opponent before, the ball is dead and belongs to the fumbling team at the spot where the fumbler lost possession, this is the dead ball spot. If the fumbler or an opponent gains possession before the ball becomes dead, the ball continues in play. AR 7-2-4-I to II

ARTICLE 5. Illegal Touching and Batting

- a. The passer is only allowed to touch, bat or catch a pass that has been thrown by themselves after it has been touched by a defender.
- b. No offensive player who goes out of bounds voluntarily during a down shall touch a pass in flight. If an offensive player is forced out of bounds due to a foul and immediately returns to the field of play or end zone, the player remains eligible to touch or catch a pass.

PENALTY - Loss of down at the scrimmage line. [S19]

- c. A backward pass shall not be batted forward by the passing team. Outside of the above restriction, inbound players are eligible to touch or bat a pass in any direction. AR 7-2-5-I to III

PENALTY - 5 yards, also loss of down, enforced from the spot of foul. [S19]



SECTION 3. FORWARD PASS

ARTICLE 1. Legal Forward Pass

A team may make one forward pass during each scrimmage down before team possession changes, provided the pass is thrown from a point behind the scrimmage line. AR 7-3-1-I to IV

ARTICLE 2. Illegal Forward Pass

A forward pass is illegal:

- a. If thrown by an offensive player who is beyond the scrimmage line when the ball is released.
- b. If thrown after a runner has gone beyond the scrimmage line.
- c. If it is the second forward pass by the offense during the same down.
- d. If thrown after team possession has changed during the down.

PENALTY - 5 yards, also loss of down, enforced from the spot of foul. [S35]

ARTICLE 3. Pass Interference

Pass interference is physical contact on a legal forward pass play up to the point where the pass is touched by a player or falls incomplete. Pass interference is contact that interferes with an opponent whilst the ball is in the air. It is the responsibility of the defender to avoid the opponents. It is not pass interference when 2 or more eligible players are making a simultaneous and fair attempt to touch, bat or catch the pass. Eligible players of either team have equal rights to the ball, but it is the responsibility of the player in the disadvantageous position to avoid the opponent. AR 7-3-3-I to III

PENALTY - 10 yards, enforced from the basic spot. Loss of down for fouls by offense. [S33] Automatic first down for fouls by defense. [S33]

NOTE: Contact on a pass play before the pass has been thrown or if the pass does not cross the scrimmage line, is a foul for illegal contact (R 9-1-1).



RULE 8: SCORING

SECTION 1. VALUE OF SCORES

ARTICLE 1. Scoring Plays

The point value of scoring plays shall be:

Touchdown 6 points. [S5]

Successful try from 5 yd - 1 point. [S5]

Successful try from 10 yd - 2 points. [S5]

Defense touchdown on a try - 2 points. [S5]

Safety - 2 points (points awarded to opponent). [S6]

Safety on a try - 1 point (point awarded to opponent). [S6]

SECTION 2. TOUCHDOWN

ARTICLE 1. How Scored A touchdown shall be scored when:

- a. The ball in possession of a runner advancing from the field of play penetrates the plane of the opponent's goal line.
- b. A player catches a pass in the opponent's end zone.

SECTION 3. TRY DOWN

ARTICLE 1. How Scored

The points shall be scored according to the point values if the try results in what would be a touchdown or safety.

ARTICLE 2. Opportunity to Score

A try is an extra down with the opportunity for either team to score 1 or 2 points.

a. The ball shall be put in play by the team that scored a 6-point touchdown. If a touchdown is scored during a down in which time expires the try shall be attempted. The scoring team shall decide to go for 1 or 2 points prior to the ball being declared ready for the try.

b. The try begins when the ball is made ready for play.

c. The snap shall be midway between the side lines on the opponent's 5-yard line (1 point) or 10-yard line (2 points).

d. The try ends when either team scores or the ball becomes dead by rule.

e. Accepted penalties will require either repeating the try or the try results in a score or the end of the try. If the try will be repeated after a penalty, it is still worth the same value as before. No change of decision (1 or 2 points) is possible before the try ends.

AR 8-3-2-I to IV

ARTICLE 3. Next Play

After a try, the ball shall be put in play by the opponent on its own 5-yard line, if no penalty will be enforced.



SECTION 4. SAFETY

ARTICLE 1. How Scored

It is a safety when:

- a. The ball becomes dead with any part on or behind the goal line, except for an incomplete pass or fumble from outside the end zone, and the team defending this goal line is responsible for the ball being there.

- b. An accepted penalty for a foul leaves the ball on or behind the offending team's goal line.
AR 8-4-1-I to III

ARTICLE 2. Snap After a Safety

After a safety, the ball shall be put in play by the scoring team at its own 5-yard line.

SECTION 5. TOUCHBACK

ARTICLE 1. When Declared

It is a touchback when:

- a. The ball becomes dead with any part on or behind the goal line, except for an incomplete pass or fumble from outside the end zone, and the team attacking this goal line is responsible for the ball being there.

- b. A defender intercepts a pass between the own 5-yard line and their goal line and their original momentum carries the player into the end zone and the ball remains in the end zone where it becomes dead.

ARTICLE 2. Snap After a Touchback

After a touchback, the ball shall be put in play by the defending team at its own 5-yard line.



RULE 9: CONDUCT OF PLAYERS

SECTION 1. CONTACT FOULS

ARTICLE 1. Illegal Contact (IC)

- a. No player shall intentionally contact an opponent or an official.
- b. No player shall step, jump or stand on another player.
- c. No player shall hold another player.
- d. All stationary players have the right of place and opponents shall avoid contact.
- e. The runner has no right of way and is fully charged with avoiding contact with opponents. If runner and defender contribute equally to the contact, the foul is by the offense.
- f. All offensive players have the right of way as long as a legal forward pass is still possible and defenders shall avoid contact. When the forward pass is in the air all players have the right to play the ball, but not by aiming (playing through) an opponent. If receiver and defender contribute equally to an illegal contact, the foul is by the defense.
- g. All blitzers rushing according the rule have the right of way and offensive players shall avoid contact.

NOTE: If there is no contact, it still could be a shield by the offensive player.

- h. No player shall commit aiming.

PENALTY - 10 yards, also loss of down, enforced from the basic spot. Automatic first down for fouls by defense. [S38] AR 9-1-1-R-I to VIII, AR 9-1-1-B-I to XV

ARTICLE 2. Game Interference

No substitute or coach shall contact or interfere in any way with the ball, a player or an official during the game.

PENALTY - 10 yards, also loss of down, enforced from the basic spot. Automatic first down for fouls by defense. [S38]

SECTION 2. NON-CONTACT FOULS

ARTICLE 1. Unsportsmanlike Acts

- a. Use of abusive, threatening or obscene language or gestures, or engaging in such acts that provoke ill will or are demeaning. AR 9-2-1-I
- b. If a player is neither returning the ball to the next spot nor leaving it near the dead ball spot.
- c. If a player is neither immediately returning a pulled flag to the opponent nor leaving it near the spot where it has been pulled. It is preferable for players to return the flag to the opponent.

PENALTY - 10 yards, enforced from the dead ball spot, administered as a dead ball foul. [S27]



ARTICLE 2. Unfair Acts

a. No player shall shield an opponent.

PENALTY - 5 yards, enforced from the basic spot. [S43]

b. No runner shall commit jumping or diving.

PENALTY - 5 yards, also loss of down, enforced from the spot of foul. [S51]

c. No runner shall commit flag guarding. AR 9-2-2-I to IX

PENALTY - 5 yards, also loss of down, enforced from the spot of foul. [S52]

d. No player shall pull a flag from an opponent other than the runner, an opponent who simulates being the runner or when an opponent has touched the ball in flight. AR 9-2-2-X to XV

PENALTY - 5 yards, enforced from the basic spot. [S52]

e. No player shall intentionally kick a pass or a fumble. This foul does not change the status of the ball, except if a teammate of the fumbler kicks the ball.

PENALTY - 5 yards, enforced from the basic spot. [S19]

f. Participation by more than 5 players of one team is illegal.

PENALTY - 5 yards, spot of foul is the scrimmage line, enforced from the scrimmage line. [S22]

g. Coaches and substitutes may not be outside the team area during a down.

PENALTY - 5 yards, spot of foul is the scrimmage line, enforced from the scrimmage line. [S27]

h. No player wearing illegal equipment or missing mandatory equipment shall be permitted to play. A player with a bleeding wound shall leave the field. Players shall leave the field immediately after being ordered to do so by an official.

VIOLATION - Charged timeout for the offending team. [S3] Penalty - 5 yards, if no timeouts remain. [S21]

SECTION 3. SUBSTITUTIONS

ARTICLE 1. Substitution Procedures

Any number of legal substitutes may enter the game to replace teammates after the ball is dead. The offense may substitute until the snapper touches the ball. The defense may substitute until the ball is snapped.

a. After the ball has been snapped, no substitute from either team shall enter the field of play.

PENALTY - 5 yards, spot of foul is the scrimmage line, enforced from the scrimmage line. [S22]

b. No offensive player shall enter or leave the field of play after the snapper has touched the ball.

c. No simulated replacements or substitutions may be used to confuse opponents. No tactic associated with substitutes or the substitution process may be used to confuse opponents. AR 9-3-1-I to II

PENALTY - Ball remains dead, 5 yards, enforced from the scrimmage line. [S22]



RULE 10: PENALTY ENFORCEMENT

SECTION 1. GENERAL

ARTICLE 1. Flagrant Fouls

A flagrant foul is one which puts an opponent in danger of serious injury or one which is contrary to the principle of sportsmanship. Flagrant fouls require disqualification. [S47] Any player or coach who commits two unsportsmanlike acts during the same game shall be disqualified. A disqualified player or coach is required to leave the team area and remain out of view of the field. Further regulations are to be made by the organizer of the tournament or championship.

ARTICLE 2. Unfair Tactics

If a team refuses to play or repeatedly commits fouls that can be penalized only by halving the distance or commits an obviously unfair act not specifically covered by the rules, the Referee may take any action considered equitable, including assessing a penalty, disqualifying a player or coach, ordering a loss of down, awarding a first down to either team, awarding a score or suspending or forfeiting the game. AR 10-1-2-I to VI

NOTE: The Referee should, but need not, warn the team and inform them that the foul will be called if they continue to repeat a certain unfair situation. It needs a lot of experience to find the appropriate judgment for when the Referee should make use of this rule. Officials should confer prior to any announcement by the Referee in order to ensure that the action being taken is appropriate.

SECTION 2. PENALTIES COMPLETED

ARTICLE 1. How and when Completed

- a. A penalty is completed when it is accepted, declined or canceled.
- b. Any penalty may be declined by a team of the non-offending team, but a disqualified player must leave the game.
- c. When a foul is committed, the penalty shall be completed before the ball is declared ready for play for the next down.

ARTICLE 2. Simultaneous with Snap

A foul that occurs simultaneously with the snap is considered as occurring during that down. The spot of foul is the scrimmage line.

ARTICLE 3. Live Ball Fouls by the Same Team

When 2 or more live ball fouls by the same team are reported, the Referee shall explain the alternative penalties to the non-offending team, which then may elect one of these penalties to be enforced.



ARTICLE 4. Offsetting Fouls

If live ball fouls by both teams are reported, the fouls offset and the down is replayed with the following exceptions:

- a. When there is a change of team possession during a down and the team last gaining possession had not fouled before last gaining possession, it may decline offsetting fouls and thereby retain possession after completion of the penalty for its foul.
- b. When a live ball foul is administered as a dead ball foul it does not offset and is enforced in order of occurrence. AR 10-2-4-I to IV

ARTICLE 5. Dead Ball Fouls

Penalties for dead ball fouls are administered separately and in order of occurrence. Dead ball fouls by both teams simultaneously will offset and the previous down counts. AR 10-2-5-I

ARTICLE 6. Interval Fouls

Penalties for fouls that occur between periods are enforced from the start of the next series.

SECTION 3. ENFORCEMENT PROCEDURES

ARTICLE 1. Basic Spot (BS)

The basic spot is the scrimmage line with the following exceptions:

- a. For offense fouls behind the scrimmage line, the basic spot is the spot of foul. AR 10-3-1-a-I to VIII
- b. For defense fouls when the dead ball spot is beyond the scrimmage line, the basic spot is the dead ball spot. AR 10-3-1-b-I to X
- c. For fouls after a change of team possession the basic spot will be the dead ball spot. If the foul is on the last related run from the team ending up in possession and the foul is behind the dead ball spot, the basic spot is the spot of foul. AR 10-3-1-c-I to VI
- d. For fouls after a change of team possession, committed by a team in their own end zone, before the ball is brought out of this end zone, the enforcement spot is the Touchback spot (own 5-yard line). AR 10-3-1-d-I to IV



ARTICLE 2. Procedures

The enforcement spot for live ball fouls is the previous scrimmage line if not otherwise stated in the penalty.

The enforcement spot for dead ball fouls is the next scrimmage line. Fouls during or after a touchdown or try:

1. Fouls with a 10 yard penalty by the non-scoring team during a touchdown are enforced on the try. Other fouls by the non-scoring team are declined by rule.
2. Fouls after a touchdown and before the ball is ready for play on the try are enforced on the try.
3. Fouls with a 10 yard penalty by the non-scoring team during a successful try are enforced on the next new series. Other fouls by the non-scoring team are declined by rule.
4. Fouls with a 10 yard penalty by the non-scoring team after a change of team possession during a try will be enforced on the next new series. Other fouls are declined by rule.
5. Fouls after a try are enforced on the next new series. AR 10-3-2-I to X

ARTICLE 3. Half-Distance Enforcement

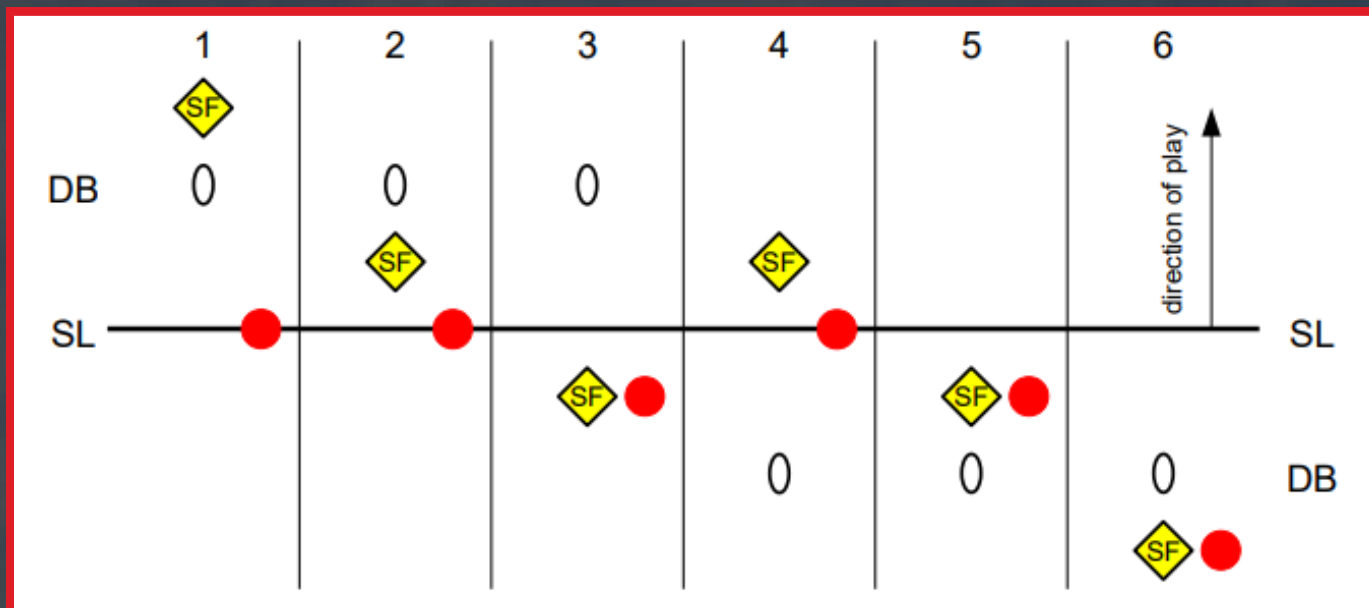
No distance penalty, including tries, shall exceed half the distance from the enforcement spot to the offending team's goal line. AR 10-3-3-I to II



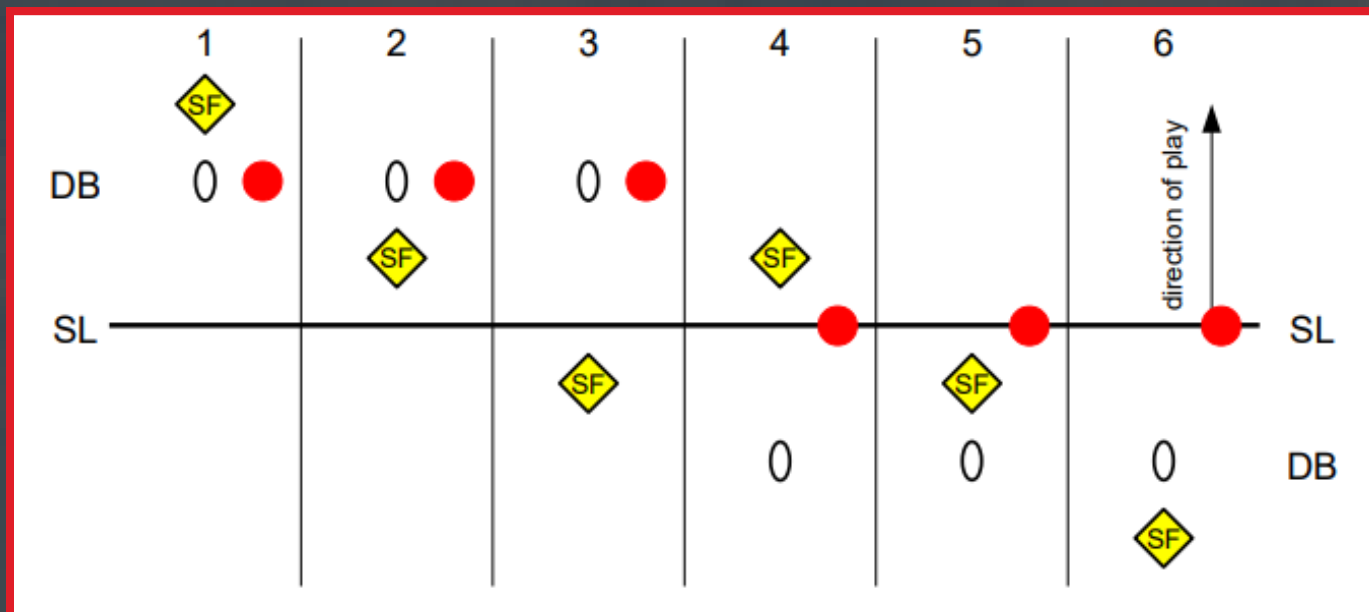
BASIC SPOT ENFORCEMENT

The basic spot will be used for: pass interference, illegal contact, game interference, shielding, illegal flag pull, intentionally kicking a pass. Below are the 6 possible situations with the basic spot marked with a red dot.

Offense fouls – SF related to SL defines BS

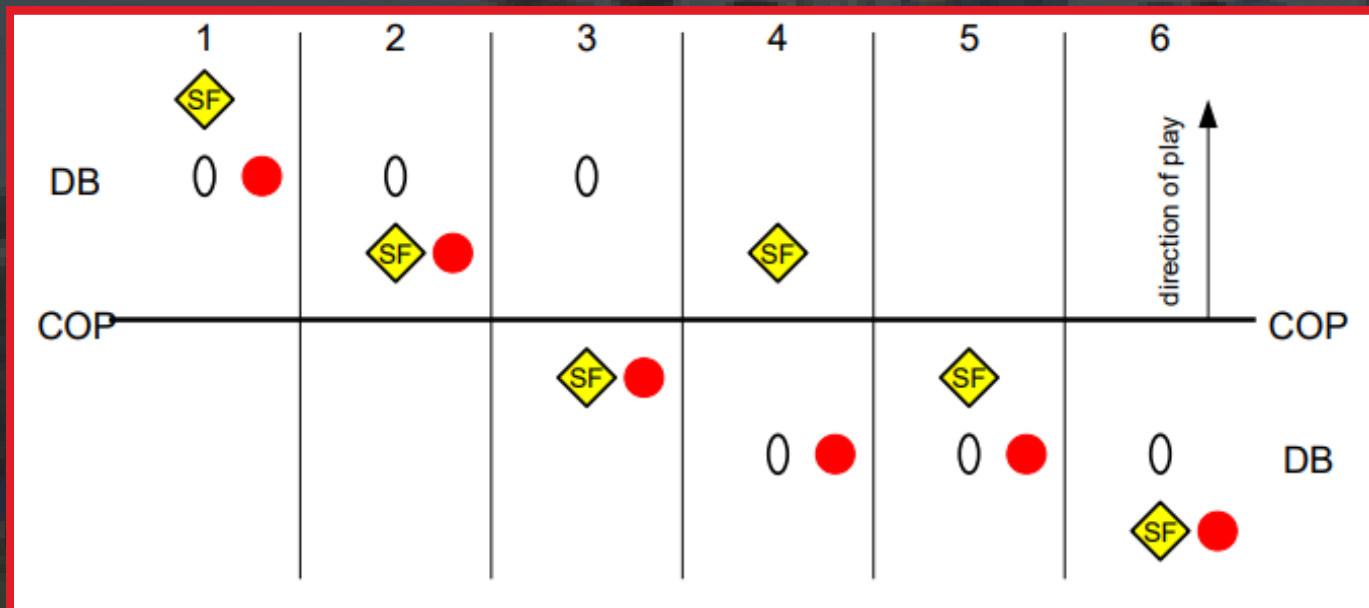


Defense fouls – DB related to SL defines BS



Fouls after COP – SF related to DB defines BS

Only for foul during last run from team in possession, in other situations BS is DB





PHILOSOPHY OF ENFORCEMENT

A simplified quick guide (“rules of thumb”) to help to understand the rules. The exact enforcement shall be done according to rule.

Illegal Contact and Unsportsmanlike Conduct fouls are 10 yards, non-contact fouls are 5 yards. A loss of down is enforced only with live ball fouls, automatic first downs will be enforced always

Fouls prior to the snap mean the ball remains dead and will be enforced from the dead ball spot (scrimmage line).

- *Illegal snap, delay of game, encroachment, false start, offside, disconcerting signal, illegal blitzer signal.*

Technical fouls will be enforced from the scrimmage line.

- *Delay of pass, illegal touching, illegal motion, illegal blitz, side line interference, illegal participation, illegal substitution.*

Fouls which can be committed only by the runner will be spot fouls and include loss of down.

- *Illegal kick, illegal run, illegal run play, Illegal hand-off, illegal (forward and backward) pass, jumping, diving, flag guarding, backward pass batted forward by an offensive player*

Fouls during the play will be enforced from the basic spot.

- *Shielding, illegal flag pull, intentionally kicking a pass, pass interference, illegal contact, game interference* The basic spot will be the worst of the scrimmage line and the spot of foul for offense fouls and the worst of the scrimmage line and the dead ball spot for defense fouls.

Unsportsmanlike acts will be enforced as dead ball fouls.

Live ball fouls by both teams during the play will offset and the down will be replayed. Exception: The team last in possession can decline offsetting penalties and keep the ball if it has not fouled before getting the ball. The foul of the team last in possession will be enforced. (“clean hands principle”)

Fouls after a change of team possession will be enforced from the dead ball spot. The worst spot principle between spot of foul and dead ball spot will be used only for fouls during the last run. Fouls in their own end zone after a change of possession will be enforced from the Touchback spot.

If the distance between enforcement spot and goal line is less than double the penalty, the ball will be placed halfway to the goal line.



RULE 11: OFFICIALS' DUTIES

SECTION 1. GENERAL DUTIES

ARTICLE 1. Jurisdiction of Officials

The officials' jurisdiction begins with the coin toss and ends when the Referee declares the score final. [S14]

ARTICLE 2. Number of Officials

The game shall be played under the supervision of 2 (R and FJ), 3 (R, DJ and FJ) or 4 (R, DJ, FJ and SJ) officials.

ARTICLE 3. Responsibilities

a. Each official has specific duties as prescribed but each has equal responsibility and jurisdiction in matters of judgment.

b. All officials shall wear a uniform and equipment prescribed.

SECTION 2. REFEREE (R)

ARTICLE 1. Position

The initial position of the Referee is behind and to the side of the FJ in the offensive backfield. On a 2-man crew, the Referee is positioned and working like Down Judge.

ARTICLE 2. Basic Responsibilities

a. The Referee has general oversight and control of the game, has final authority for the score and their decisions upon rules and other matters pertaining to the game are final.

b. The Referee shall inspect the field and report any irregularities to game management, teams and other officials.

c. The Referee has jurisdiction over player equipment.

d. The Referee shall indicate that the ball is ready for play, award new series of downs and administer penalties.

e. The Referee shall notify both teams of any disqualifications.

f. After the snap, the Referee shall be responsible for ruling on the play behind the scrimmage line around the ball.

The Referee is responsible for coverage of the quarterback.



SECTION 3. DOWN JUDGE (DJ)

ARTICLE 1. Position

The initial position of the Down Judge is on the scrimmage line at the side line with the down indicator.

ARTICLE 2. Basic Responsibilities

- a. The Down Judge is responsible for the operation of the down indicator.
- b. The Down Judge shall keep count of the downs.
- c. The Down Judge has jurisdiction over the scrimmage line and their side line.
- d. Once the ball has crossed the scrimmage line, the Down Judge shall be responsible for ruling on the play around the ball and forward progress on their side of the field.

SECTION 4. FIELD JUDGE (FJ)

ARTICLE 1. Position

The initial position of the Field Judge is 7 yards deep at the side line opposite to the down indicator.

ARTICLE 2. Basic Responsibilities

- a. On a 2 or 3-man crew the Field Judge is responsible for timing the game or supervising the game clock operator.
- b. The Field Judge has jurisdiction over their side line.
- c. Once the ball has crossed the scrimmage line, the Field Judge shall be responsible for ruling on the play around the ball and forward progress on their side of the field.

SECTION 5. SIDE JUDGE (SJ)

ARTICLE 1. Position

The initial position of the Side Judge is 7 or more yards deep at the side line with the down indicator.

ARTICLE 2. Basic Responsibilities

- a. The Side Judge is responsible for timing the game or supervising the game clock operator.
- b. The Side Judge shall be responsible for observing receivers on deep routes for ruling on long passes and the status of the ball and forward progress in their area.



RULE 12: CHALLENGES

SECTION 1. CONFERENCE

ARTICLE 1. Requesting a Challenge

Once in each half and once during overtime, a team may take a timeout and immediately request a conference to challenge a ruling or enforcement. The challenge may be about a ruling during the previous play or action or enforcement after it. The challenge must be made before the ball is snapped for the next play and before the Referee declares the end of the half or game. A challenge may only be made about the misapplication of a rule or incorrect penalty enforcement. Judgment calls are not challengeable. Another challenge on the same play by either team for the same reason cannot be requested. AR 12-1-1-I to V

ARTICLE 2. Procedure

After a team has requested a challenge the Referee will call an officials' timeout. The requesting team explains to the Referee, in the presence of a second official, what exactly they are challenging and the reason for it. The Referee will decide if the challenge is permitted by rule. The second official will inform the opposing team about the subject of a permitted challenge and the relevant members of the officiating crew will meet away from both teams. The Referee will then explain and discuss the challenged ruling or enforcement with the relevant officials. The Referee can request more information from the challenging team if needed for a decision

All involved officials shall provide information carefully and faithfully in order to decide if the ruling/enforcement on the field was correct or if something was missed by the officials and it should be changed.

When this decision has been made, the Referee, accompanied by another official, will explain to the challenging team why the ruling/enforcement has or has not been changed and provide all relevant information regarding the status of the game (spot, down, time) to them. This information will then also be given to the opposing team.

ARTICLE 3. Video Review

The challenging team may not attempt to provide videos, photos, audio, witnesses or other evidence to support the challenge. The Referee must ignore these if offered.

ARTICLE 4. Timeout

a. If the challenge is permitted and the ruling is altered, the requesting team will not be charged with a timeout and the game will continue.

b. If the challenge is not permitted or the ruling is not altered, the requesting team will be charged with a timeout and granted the full time allowed for this. If the team has no timeouts remaining or the game is in overtime, it is a violation and no timeout will be granted.

VIOLATION - Charged timeout for the requesting team. [S3] Penalty - 5 yards, if no timeouts remain. [S21]



SUMMARY OF PENALTIES

LEGEND: “O” refers to officials signal number, “R-S-A” is the rule with section and article number, “E” refers to the enforcement spot.

	O	R-S-A	E
LOSS OF 10 YARDS with LOD or AFD			
Pass interference	33	7-3-3	BS
Illegal contact	38	9-1-1	BS
Game interference	38	9-1-2	BS

LOSS OF 10 YARDS			
Unsportsmanlike acts	27	9-2-1	DB

LOSS OF 5 YARDS with LOD			
Illegal kick by runner	19	6-1-1	SF
Illegal run, illegal run play	19	7-1-3	SL
Illegal hand-off	19	7-1-5	SF
Illegal backward pass	35	7-2-1	SF
Backward pass batted forward by passing team	19	7-3-2	SF
Illegal forward pass	35	7-3-2	SF
Jumping or diving	51	9-2-2	SF
Flag guarding	52	9-2-2	SF



O R-S-A E

LOSS OF 5 YARDS

Illegal snap	19	7-1-1	DB
Delay of game	21	7-1-1	DB
Illegal snap	19	7-1-2	DB
Encroachment, false start	19	7-1-3	DB
Illegal shift, illegal motion	19	7-1-3	SL
Offside, disconcerting signals, illegal blitzer signal	18	7-1-4	DB
Illegal rush	18	7-1-4	SL
Shielding	43	9-2-2	BS
Illegal flag pull	52	9-2-2	BS
Illegal kicking a pass	19	9-2-2	BS
Illegal participation	22	9-2-2	SL
Side line interference	27	9-2-2	SL
Charged timeout without a timeout left	21	9-2-2	DB
Illegal substitution	22	9-3-1	SL

LOSS OF DOWN (LOD)







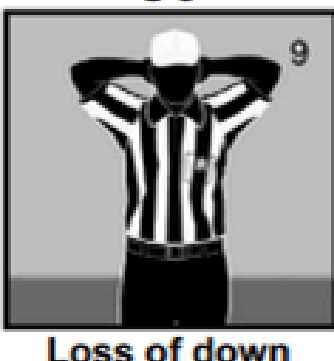














Delay of pass	21	7-1-3	SL
Illegal touching	19	7-2-5	SL

CHARGED TIMEOUT

Player with wearing illegal equipment not leaving field	3	9-2-2	DB
Player with missing mandatory equipment not leaving field	3	9-2-2	DB
Player with bleeding wound not leaving field	3	9-2-2	DB
Failed Challenge	3	12-1-4	DB



OFFICIAL FLAG FOOTBALL SIGNALS

<p>S 1</p>  <p>Ready for play</p>	<p>S 2</p>  <p>Start the clock</p> <p>S 3</p>  <p>Stop the clock</p>	<p>S 5</p>  <p>Touchdown</p>	<p>S 6</p>  <p>Safety</p>
<p>S 8</p>  <p>First Down</p>	<p>S 9</p>  <p>Loss of down</p>	<p>S 10</p>  <p>Incomplete pass</p>	<p>S 14</p>  <p>End of period</p>
<p>S 18</p>  <p>Offside Illegal Blitz</p>	<p>S 19</p>  <p>False start Illegal procedure</p>	<p>S 21</p>  <p>Delay of game Delay of pass</p>	<p>S 22</p>  <p>Illegal participation Illegal substitution</p>
<p>S 27</p>  <p>Unsportsmanlike conduct</p>	<p>S 33</p>  <p>Pass Interference</p>	<p>S 35</p>  <p>Illegal forward or backward pass</p>	<p>S 38</p>  <p>Illegal contact</p>
<p>S 43</p>  <p>Shielding</p>	<p>S 47</p>  <p>Disqualification</p>	<p>S 51</p>  <p>Jumping Diving</p>	<p>S 52</p>  <p>Flag guarding Illegal flag pull</p>



INTERPRETATIONS

A rule interpretation, or approved ruling (AR), is an official decision on a given statement of facts. It serves to illustrate the spirit and application of the rule.

AR 1-3-1 / Equipment

I. One or more players of a team are using very wide pants or skirts.

RULING: Illegal equipment. This kind of pants or skirts is not necessary for playing. It is obvious that the players are trying to gain an advantage.

NOTE: If the team is not able to change to a legal equipment the game is forfeited.

II. A player is wearing a flag belt with a long strap hanging freely.

RULING: Illegal equipment. The entire belt, including any excess strap, must be secured tightly.

III. A player has not tucked their jersey into the pants and it hangs over the belt and covers the socket of the flags.

RULING: Illegal equipment. The entire flags must be uncovered.

IV. A team with red jerseys and white pants are using rainbow colored flags.

RULING: Legal equipment. The flags must be contrasting to the pants not the jersey.

AR 3-1-4 / Tournament Tie Breaker

I. A tournament with 10 teams, all play once against each other. 5 teams (A, B, C, D, E) have the same percentage after their 9 games, so to make a ranking you look at the percentage just for their games.

1. A, B and C still have the same percentage, D and E have the same but lower percentage. So the system will split them into the first group of 3 and second group of 2 which will be further looked on separately.

2a. A has a net point differential of +6, B and C have -2 for their games just in the group of 3. So A is first in the tie breaker. The remaining 2 will be further looked on separately.

3a. B and C have played a tie, so there is no decision on points scored.

4a. B has an overall net point differential of +11, C has -5. So B is second, C is third in the tie breaker.

2b. D and E have played a tie, so there is no decision on net point differential for their games just in the group of 2.

3b. D and E have played a tie, so there is no decision on points scored just in the group of 2.

4b. D and E have the same overall net point differential.

5b. D has more points scored overall than E. So D is fourth, E is fifth in the tie breaker.



AR 3-2-4 / Playing Time

I. During the last 2 minutes of a half the clock has been stopped to award a first down.
RULING: Clock will restart on the snap.

II. The pass is incomplete, the ball rolls far away from the field, and no player helps the officials to get the ball back to the scrimmage line.

RULING: The Referee shall stop the clock at their discretion and the clock will restart on the ready.

III. In a close game with 4 minutes remaining, the leading offense repeatedly and deliberately commit delay of game fouls in order to consume time.

RULING: The clock will stop for the penalty and restart on the next snap by rule.

IV. In a close game with less than 2 minutes remaining and the offense trailing, an offensive player who is beyond the neutral zone throws a pass out of bounds, to the ground or to a teammate, in order to conserve time.

RULING: Penalty – Five yards from the spot of the foul and loss of down for illegal pass. The clock will be ordered to start on the ready-for-play signal

AR 3-2-6 / Running Clock

I. In a decided game (more than 30 points at the Referee's notification) with 1 minute remaining and a running clock, an injured player is unable to leave the field.

RULING: The clock will stop for the injury timeout and restart on the next snap by rule.

NOTE: Same applies if a charged timeout is taken.

II. In a decided game (more than 30 points at the Referee's notification) with 1 minute remaining and a running clock, one team commits a foul.

RULING: The clock will not stop for the penalty.

AR 3-3-4 / Length of Timeouts

I. With 12 seconds remaining in the game the trailing offense completes a pass at the 4-yd line and calls for a timeout to stop the clock at 6 seconds. The offense captain informs the Referee that they want to continue the game without using the full length of the timeout.

RULING: The Referee asks the defensive captain if they are happy to shorten the timeout. If they agree, the Referee informs both teams that they will declare the ball ready, after 5 seconds they do so.

NOTE: If the defensive captain disagrees the full 60 second timeout will be granted.

AR 3-3-5 / Referees Notification

I. The ball becomes dead at the end of a play and the game clock runs down to 2 minutes before the Referee can declare the ball ready for play.

RULING: The official with the game clock will stop the clock at 2 minutes and the Referee will inform both teams about the remaining time in the half. The clock will start on the snap by rule.

NOTE: The same process will happen if the ball is ready (the ball is dead) but the offense does not snap the ball before the time is down to 2 minutes.

II. The ball becomes dead at the end of a play and the game clock is under 2 minutes.

RULING: The official with the game clock will stop the clock immediately and the Referee will inform both teams about the exact remaining time in the half. The clock will start on the snap by rule.



AR 4-1-2 / Live Ball becomes Dead

I. A runner stumbles and, in order to regain their balance, places their hand on the ground or pushes off the ground using the ball, whilst maintaining possession of it. They then continue their run.

RULING: The play continues, none of the requirements from R 4-1-2 to make the ball dead are met.

NOTE: If the runner loses control of the ball on contact with the ground, it will be a fumble and the ball is dead. (R 4-1-2-e)

II. A receiver loses one flag at the start of the play, continues their route, completes the catch and make some more yards before a defender is able to pull the remaining flag.

RULING: The pass is complete, but the ball is dead with the catch. (R 4-1-2-g) The yards after the catch will not count and the defense does not need to pull any flag. It will be the same ruling if the receiver loses both flags before the catch.

NOTE: There is no difference in the ruling if the receiver loses one flag by accident alone or if the flag is illegally pulled by a defender. The ball is dead when caught by a player who doesn't have both flags. If the receiver is able to pick up the flag and attach it compliant to the rule before the pass is completed, the ball remains alive and play continues.

AR 5-1-1 / New Series

I. 2 & middle at Os 19-yd line, the run is stopped at the middle line. The ball is spotted with its nose reaching 1 inch into the 4 inch wide middle line.

RULING: No first down. The middle of the field of play is the middle of the middle line. Should the ball reach 3 inches into the middle line, it would be a first down.

II. 1 & goal at Ds 19-yd line, the quarterback gets sacked at Os 23-yd line. RULING: 2 & goal at Os 23-yd line, no new first down possible. Next play: Team A completes a pass at Ds 13-yd line.

RULING: 3 & goal at Ds 13-yd line, no new series will be awarded.

AR 6-1-1 / Illegal Kick

I. 2 & middle at Os 9-yd line, the quarterback kicks the ball (punt) from the 4-yd line to avoid a sack.

RULING: Penalty for illegal kick by runner, enforced from SF. The ball becomes dead. Next play 3 & middle at Os 2-yd line.

NOTE: If it would have been a 4 & middle, the series ends by loss of down. Next play 1 & middle for the opponent at the 5-yd line.

II. 2 & middle at Os 9-yd line, the forward pass is kicked by a receiver to avoid an interception, the ball falls incomplete.

RULING: Penalty for illegal kicking a pass (R 9-2-1-e), that is another foul. Next play 2 & middle at Os 4-yd line.

NOTE: Same applies if a defender kicks a ball in flight.

AR 7-1-3 / Illegal Plays

I. After the ball is ready, the offense sets in a formation (first shift), after 3 seconds they shift to different formation and immediately snap the ball.

RULING: Penalty for illegal shift, the whistle shall be blown at the snap and the ball remains dead.



II. After the ball is ready, the offense sets in a formation (first shift), after 3 seconds the receiver on the right side starts a motion towards the quarterback, makes a circle around them and continues moving towards the right side line, parallel to the scrimmage line, as the ball is snapped.

RULING: No foul, legal motion

III. 2 & middle at Os 24.5-yd line, the quarterback, who is under center, makes a step forward and stretch the ball over the middle before being deflagged.

RULING: No First Down. Penalty for illegal run. Next play 3 & middle at Os 19.5-yd line.

NOTE: Same ruling applies at the goal line. Technically it would be an illegal run play in the no-running zone too.

IV. 2 & middle at Os 19-yd line, the quarterback rolls out, steps just beyond the scrimmage line and get deflagged by a defender who was positioned less than 7 yd from the scrimmage line at the snap. The quarterback then throws a pass.

RULING: Penalty for illegal run. No foul for illegal pass, the ball was dead prior to the pass being thrown. When the quarterback has crossed the scrimmage line (R 2-3-2) all defenders have the right to pull the flag of the runner. Next play 3 & middle at Os 14-yd line.

NOTE: No foul for illegal blitz if the defender technically crosses the scrimmage line whilst attempting the flag pull, even if the quarterback retreats behind the scrimmage line before being deflagged.

V. 2 & goal at Ds 4-yd line, the quarterback throws a pass which is completed at Ds 5-yd line and advanced into the end zone.

RULING: Penalty for illegal run play. A forward pass has to cross the scrimmage line to be considered as a forward pass play (R 2-3-3). Next play 3 & goal at Ds 9-yd line (outside the no-running zone), no forward pass play needed.

VI. 2 & goal at Ds 4-yd line, the quarterback throws a pass which is deflected by a defender behind the scrimmage line. The quarterback catches the ball and runs into the end zone.

RULING: Touchdown. No illegal run. A pass touched by the defense is considered as a forward pass play (R 2-3-3).

VII. 2 & goal at Ds 8-yd line, the quarterback throws a pass which is deflected by a receiver behind the scrimmage line or bounces the ball off the snappers back. The quarterback catches the ball fakes a pass play and afterwards runs into the end zone.

RULING: No touchdown, penalties for illegal run (R 7-1-3-e) and illegal touching (R 7-2-5-a) by the quarterback. Next play 3 & goal at Ds 13-yd line (or 3 & goal at Ds 8-yd line).

NOTE: If this play were to take place in the no-running zone then it would also be a foul for failing to execute a forward pass play.

AR 7-1-4 / Offside and Blitzer

I. A defender reacts to the snap count of the quarterback and jumps over the scrimmage line.

RULING: Ball remains dead. Penalty for offside as a dead ball foul.

NOTE: Should the defender contacts an opponent with impact (receiver is displaced from the stationary position), the foul will be for illegal contact additionally enforced.



I. A defender, positioned 7 yd away from the scrimmage line raises a hand for a split second or raises a hand just at shoulder level.

RULING: Penalty for invalid (illegal) signal, the whistle shall be blown and the ball remains dead.

NOTE: Inform the player before the next down to give a clear signal to get the ROW next time.

III. 3 or more blitzers are giving simultaneously a clear signal for getting the ROW.

RULING: Penalty for illegal blitzer signal, the whistle shall be blown and the ball remains dead.

IV. 2 blitzers are giving simultaneously a clear signal for getting the ROW. Before the snap one of them drops the hand and afterwards another defender, positioned 7 yd away from the scrimmage line, raises a hand for a clear signal and holds it through the last second before the snap.

RULING: No foul for illegal blitzer signal. The 2 blitzers last giving the signal get the ROW.

V. A defender (#46), positioned 6 yd from the scrimmage line, raises a hand for a blitzer signal.

RULING: Penalty for illegal blitzer signal, the whistle shall be blown and the ball remains dead.

NOTE: The FJ should make every attempt to inform the player before the foul with: "Number 46 you are not 7 yd away from scrimmage line." Should the player adjust to a legal blitzing position prior to the snap than there is no foul.

VI. A defender (#46), positioned 7.5 yd from the scrimmage line, raises a hand for a blitzer signal. The player mistakenly anticipates the snap and is 6 yards from the scrimmage line with the raised hand when the ball is snapped.

RULING: Penalty for illegal blitzer signal, the whistle shall be blown and the ball remains dead.

NOTE: If #46 drop the hand and start the blitz from 6 yd, it will be an illegal blitz as a live ball foul. If #46 drop the hand and does not cross the scrimmage line, then play continues with no foul.

VII. A defender, positioned 10 yd from the scrimmage line, raises a hand for a blitzer signal. The player starts running towards the SL anticipating the snap and is 7.5 yards from the scrimmage line with the raised hand when the ball is snapped and continuous a blitz.

RULING: No foul, the blitzer has ROW.

NOTE: If the blitzer drops his hand during their run before the snap, they can still legally blitz without ROW.

AR 7-2-1 / Backward Pass

I. 2 & middle at Os 3-yd line. The quarterback throws a backward pass from inside their own end zone out of bounds to avoid a sack.

RULING: No foul, but it is a safety. The ball belongs to the offense at the spot of the last possession which is in the end zone.

NOTE: It is also a safety if this backward pass or fumble falls incomplete in the end zone.

II. 2 & middle at Os 3-yd line. The quarterback throws a backward pass from the 1-yd line out of bounds or to the ground in the end zone to avoid a sack.

RULING: No safety, no foul. Next play 3 & middle at the 1-yd line.

NOTE: On an incomplete forward pass it would be a similar ruling. Next play 3 & middle at the 3-yd line.



III. 2 & middle at Os 3-yd line. The ball is snapped over the head of the quarterback and falls incomplete in the end zone or out of bounds.

RULING: No safety. Next play 3 & middle at Os 3-yd line.

IV. 4 & goal at Ds 3-yd line. The ball is snapped high and the quarterback bats the ball forward to avoid an incomplete pass and the end of the series. The snapper is able to catches the ball and advances into the end zone.

RULING: Foul for illegal batting by offense (R 7-2-5-c), no score, series ends by loss of down.

AR 7-2-2 / Complete Pass

I. Two opposing players gain control of a pass while both are off the ground, and both players return simultaneously to the ground in bounds.

RULING: Simultaneous catch, the ball is awarded to the passing team (R 2-10-3).

NOTE: If opposing players do not return to the ground simultaneously, the player first touching the ground in bounds with possession is awarded the completion.

II. An airborne player receives a pass, grasps the ball firmly and while returning to the ground in bounds, the nose of the football touches the ground. The player retains firm control of the ball and the ball does not come loose.

RULING: Completed pass.

NOTE: If the player loses control of the ball it is an incomplete pass. An airborne receiver must maintain control of the ball throughout the process of going to the ground.

III. An airborne player receives a pass, grasps the ball firmly and the player's body, but not the ball, touches the ground in bounds. Immediately upon hitting the ground, the ball comes loose and in a second effort the receiver still being in bounds regains control of the ball, prior to it touching the ground.

RULING: Completed pass.

IV. A receiver reaches for the ball but is not able to catch it with their hands. Before the ball hits the ground, the receiver clamps the ball between their knees and then goes to the ground without losing the ball.

RULING: Completed pass. The rule does not specify how the ball must be controlled for a catch.

V. A receiver catches a pass in the air and before returning to the ground is contacted by an opponent which causes the ball to come loose and the ball subsequently hit the ground.

RULING: Incomplete pass and penalty for illegal contact. The pass was not completed (R 2-10-3) and the foul occurred while the ball was in the air. But the contact occurred after the ball had been touched so it is not pass interference.

VI. A receiver on the right side of the field gets contacted by a defender before the ball has been thrown by the quarterback. The pass falls incomplete on the left side of the field.

RULING: Illegal contact by the defense. It is a foul to contact an opponent whether the ball is thrown towards that player or not.



VII. A receiver controls the ball in the air and, while still airborne, throws the ball backwards to another receiver. The second receiver advances the ball for further yardage.

RULING: Legal play. The pass was first controlled but not completed and the status of the ball remain as the initial pass (R 2-9-2). The pass is completed with the second catch and the contact with the ground (R 2-10-3).

NOTE: It would be the same ruling if the pass is just touched or batted and the ball went either forward or backward. If the receiver was contacting the ground when the pass was controlled, it would be a completed catch and a foul for an illegal backward pass.

AR 7-2-4 / Fumble

I. 2 & middle at Os 13-yd line. The runner loses control of the ball (fumble) at Os 20-yd line and the ball hits the ground at Os 16-yd line.

RULING: Ball is dead when it hits the ground, no foul. Next play 3 & middle at Os 20-yd line.

NOTE: It would be the same ruling if the ball hits the ground at Os 24-yd line (forward fumble) or if a teammate of the fumbler catches the ball.

II. With less than 2 minutes on the clock, the runner drops the ball to the ground intentionally to stop the clock before getting deflagged.

RULING: The clock will stop as the drop is considered as pass (R 2-9-2). If the drop happens behind the scrimmage line it will be no foul, just as spiking the ball or incomplete pass. If the drop happens beyond the scrimmage line it will be a penalty for illegal pass. Clock will restart on the next snap by rule.

AR 7-2-5 / Illegal Touching and batting

I. 2 & goal at Ds 20-yd line. The quarterback throws a forward pass towards a receiver at Ds 10-yd line, rather than attempt to catch the pass the receiver bats the ball forward towards another receiver who catches the ball in the end zone.

RULING: Legal play. Touchdown.

II. 2 & goal at Ds 20-yd line. Prior to the snap a receiver goes in motion towards the snapper, the quarterback at the 24-yd line is not able to handle the snap and, instead of handing the ball forward to the receiver, bats the ball to them. The receiver catches the ball and advance into the end zone.

RULING: Foul for Illegal batting by offense at the 24-yd line. The snap is a backward pass and may not be batted forward. Next play 3 & goal at Os 21-yd line.

NOTE: Technically the receiver is the quarterback, because they are the first player in possession of the ball. Therefore we have an illegal run too. Next play would be 3 & goal at Ds 25-yd line, what will obviously be declined to choose the other penalty.

III. 2 & goal at Ds 20-yd line. The quarterback throws a backward pass to a receiver at Ds 22-yd line, who instead of catching the ball chooses to bat the ball forward to a receiver that catches the ball at Ds 19-yd line and advances into the end zone.

RULING: Foul for Illegal batting by offense at the 22-yd line. Next play 3 & goal at Os 23-yd line.



AR 7-3-1 / Forward Pass

I. 2 & middle at Os 3-yd line. The quarterback throws a forward pass from the own end zone to the ground to avoid a sack.

RULING: No foul, there is no intentional grounding in Flag Football. Next play 3 & middle at Os 3-yd line.

II. 2 & middle at Os 7-yd line. The quarterback throws a high forward pass from behind the scrimmage line and catches their own pass for a 10 yd completion.

RULING: Penalty for illegal touching, the quarterback can catch the own pass only after a defender has touched it (R 7-2-5-a). Next play 3 & middle at Os 7-yd line.

III. 2 & middle at Os 7-yd line. The quarterback throws a forward pass from behind the scrimmage line, the ball is deflected by a defender and returns to the quarterback's hands.

RULING: No foul for illegal touching, the quarterback can advance the ball (R 7-2-5-a).

IV. 2 & middle at Os 15-yd line. The quarterback scrambles to avoid the blitz, runs to Os 17-yd line and throws a complete pass to Os 23-yd line.

RULING: Penalties for illegal run (R 7-1-3-e) and illegal forward pass (R 7-3-2-a). Next play 3 & middle at Os 10-yd line (or 3 & middle at Os 12-yd line).

AR 7-3-3 / Pass Interference

I. After the snap the quarterback rolls to the right and the snapper runs a route to the right. The receiver from the right side moves into the way of the defender who is covering the snapper. The defender has to run around the receiver to avoid contact and the snapper is open to receive the pass.

RULING: Penalty for shielding by offense. It is not a pass interference because the ball is not in the air. If there was contact between receiver and defender, it would be aiming by offense.

NOTE: If the receiver is standing still then the defender has to avoid contact, because the ROP of the receiver supersedes any ROW.

II. Two receivers are positioned to the right of the formation, the outside receiver goes in an angle inside, the inside receiver goes to the outside and then downfield (wheel route). The defenders in individual coverage collide as they are crossing to cover their respective receiver.

RULING: No foul, the offense is not responsible for the actions of the defenders.

NOTE: If the outside receiver is crossing the running lane of the inside defender in order to obstruct them in their coverage, it will be a foul for shielding. This is a very tough call and it requires experience to judge this.

III. A receiver is running straight at the defender. Immediately in front of them the receiver cuts to the outside and pushes themselves slightly off. The defender keeps their balance but cannot close the gap to the receiver before the catch is made, after the completion they pull the flag.

RULING: Offense pass interference (or illegal contact). There is contact with impact by the receiver before the pass is throw. The impact is not on the defender, it is on themselves to accelerate and gain extra separation from the defender.



AR 8-3-2 / Penalty on a Try

I. On a 1-point try there is an accepted penalty and the try will be repeated from the 10-yd line.

RULING: The offense may make a pass or run play for 1 point.

II. On a 1-point try there is an accepted penalty and the try will be repeated from the 2.5-yd line.

RULING: The offense may make only a forward pass play for 1 point.

III. On a 2-point try there is an accepted penalty and the try will be repeated from the 5-yd line.

RULING: The offense may make only a forward pass play for 2 points.

IV. During a try the runner commits a flag guarding at the 3-yd line and then scores.

RULING: Penalty for flag guarding with LOD. No score and the try is over.

AR 8-4-1 / Safety

I. 2 & middle at Os 7-yd line. A blitzer grabs the pants of the quarterback in the end zone which causes them to momentarily lose balance. The quarterback then throws an incomplete forward pass.

RULING: Penalty for illegal contact (holding) enforced from Os 7-yd line. Next play 1 & middle at Os 17-yd line.

II. 2 & middle at Os 7-yd line. The quarterback in the end zone holds the ball in front of the flag as the defender tries to pull it. The defender misses the flag and then the quarterback throws a complete pass for a 14 yd gain.

RULING: Penalty for flag guarding will be enforced from the SF which is in the end zone, resulting in a safety.

III. 3 & goal at Ds 21-yd line. A defender intercepts the ball on Ds 7-yd line and their momentum carries them into their own end zone. An offensive player deflags the defender in the end zone.

RULING: Safety, because the momentum rule will only apply if the ball is intercepted inside the 5-yd line (R 8-5-1-b).

AR 9-1-1-R / Right of Place, Right of Way

I. A defender lines up close to the scrimmage line directly in front of a receiver (individual coverage).

RULING: The receiver must avoid contact for the first few steps because the defender has ROP. If the defender starts to move they will lose ROP and must avoid contact with the receiver and give room for the pass route.

II. A defender lines up close to the scrimmage line directly in front of a receiver. At the snap the defender moves immediately inside and collides with the receiver who is also going towards the middle.

RULING: Illegal contact foul by the defense. Once the defender moves the ROP is lost and they are charged with avoiding contact. The receiver has to avoid the place where the defender stands at the snap, but they cannot anticipate in which direction the defender will move.



III. A defender lines up close to the scrimmage line directly in front of a receiver and stretches their arms sideways to shield the receiver. After the snap the defender does not move and the receiver, in trying to run around the defender, contacts an arm of the defender.

RULING: Aiming by the defender. Even with ROP the defender shall not to seek contact with an unnecessary act.

NOTE: The same ruling will apply to a snapper who is shielding a blitzer by stretching the arms sideways.

IV. A defender is in zone coverage and looking at the quarterback when an offense receiver runs across the field and intentionally hits the defender from behind.

RULING: Aiming by the offense. Even with ROW, a player is not allowed to aim and hit an opponent. (R 9-1-1)

V. A defender is squeezing the runner towards the side line. The runner tries to stay in bounds by keeping the lane to gain a first down, rather than going out of bounds. The defender does not slow down as they try to pull the flag and as a result both players collide.

RULING: Illegal contact by the runner, not aiming because the runners target was the gap. The defender is not obligated to slow down and give the runner room, they are legitimate to aim the earliest possible point for a flag pull. The runner is in control of the play, has no ROW and must show their intention to avoid contact. If the runner miscalculates the defenders expected route, it's their fault.

NOTE: If the runner has stopped and afterwards (1 sec) the defender runs into the runner with contact, it will be an Aiming foul by defense.

VI. Two defenders squeeze the runner between them. The runner tries to hit the gap between the defenders and contacts one or both defenders.

RULING: Illegal contact by the runner, not aiming because the runners target was the gap. The runner must avoid contact even when this stops the forward progress.

VII. A defender running towards the runner slips and falls right in the front of the runner. The runner jumps over the defender in order to avoid contact. The defender still tries to reach the flag for a pull but misses it and the runner continues the run.

RULING: Jumping by the runner. A runner is charged with avoiding contact with a defender, even if that means running around a player on the ground to avoid committing another foul.

VIII. A receiver makes a catch standing with their back to the defender who closes in to attempt a flag pull and stops, establishing ROP due to now being stationary. After the catch the receiver turns around on the spot and in the act of making the turn, the receiver contacts the defender. The receiver then runs away from the defender and after gaining some extra yardage the receiver is deflagged.

RULING: No foul for illegal contact. The receiver does not lose ROP by turning. (R 2-13-1)

NOTE: An extra movement by the receiver (or the defender) which caused contact to be initiated would result in a foul for illegal contact.



AR 9-1-1-B / Blitzzer

I. A blitzzer is running quickly towards the quarterback and a receiver running a route has to alter direction to avoid the blitzzer.

RULING: No foul. A receiver has to give the blitzzer the superseding ROW. If another defender who had not made a valid signal to gain ROW was rushing, it would have been a foul against the defender for shielding.

II. A blitzzer is running quickly towards the quarterback and a receiver running a route shields or contacts the blitzzer.

RULING: Penalty for shielding or illegal contact against the offense. All receivers must avoid the blitzzers' rushing lane(s).

III. A blitzzer is running slowly towards the quarterback and a receiver running a route is shielded.

RULING: Penalty for shielding against the defender. A blitzzer has the ROW only if rushing quickly (R 2-2-6) and the receivers have the chance to calculate the blitzzers' rushing lane(s).

IV. A blitzzer is rushing towards the quarterback and as the quarterback starts to roll out the blitzzer changes direction.

RULING: The blitzzer loses ROW when changing direction and must take care not to shield a receiver thereafter.

V. A blitzzer contacts the snapper, who has remained stationary since the snap.

RULING: Penalty for aiming against the defender. ROP of the snapper is worth more than the ROW of the blitzzer (R 2-13-2).

VI. A blitzzer lines up directly opposite the snapper and after the snap rushes straight towards the quarterback. The snapper remains stationary using the ROP and the blitzzer changes direction to avoid contact. Immediately afterwards the snapper starts running a pass route right in front of the blitzzer and both collide.

RULING: Penalty for aiming on offense against the offense. The blitzzer loses ROW when changing direction, but this will not give the snapper the right to provoke a collision.

VII. A blitzzer is rushing towards the scrimmage line but stops before crossing it.

RULING: No foul. The blitzzer does not have to cross the scrimmage line, but loses ROW by stopping and will have to avoid the offensive players thereafter.

VIII. A receiver is crossing the lane of the blitzzer. The blitzzer tries to avoid contact but still runs into the receiver.

RULING: Penalty for illegal contact against the offense.

IX. A receiver is crossing the lane of the blitzzer. The blitzzer does not try to avoid contact and runs into the receiver.

RULING: Penalty for shielding against the offense and penalty for aiming against the defense. The fouls offset and the down will be repeated.

X. A receiver is crossing the blitzzers lane without shielding. The blitzzer hits the receiver with an extended arm as they pass.

RULING: Aiming by the blitzzer. Even with the ROW the blitzzer may not initiate contact.



XI. The blitzer stops in front of the quarterback after the ball has been released and touches the quarterback with the hands at the hip.
RULING: No foul for the touch, because contact has to have an impact.

XII. The blitzer stops in front of the quarterback after the ball has been released and pushes the quarterback with the hands at the hip such that the quarterback must take 2 steps to regain balance.
RULING: Penalty for illegal contact defense.

XIII. The blitzer stops in front of the quarterback as the ball is released. The natural throwing movement with a step forward brings the quarterback into contact with the blitzer.
RULING: No fouls for the contact as both players are standing and have the ROP in the meaning of R 2-13-1.

XIV. The blitzer jumps straight up in the air as the quarterback releases the ball. The quarterback takes 3 steps forward after releasing the ball and contacts the blitzer.
RULING: Penalty for illegal contact offense. The blitzer has ROP despite the jump and the quarterback's actions mean that they are responsible for the contact. If the momentum of the jump had carried the blitzer into the quarterback then the foul would have been against the defense.

XV. As the quarterback starts to release the ball, the blitzer jumps forward in an attempt to deflect it and hits the ball or arm prior to leaving the quarterback's hand.
RULING: Penalty for aiming, because the point of attack was a ball in possession of a runner (R 9-1-1).

AR 9-2-1 / Unsportsmanlike Acts

I. The quarterback throws an interception and a defender runs back for an easy touchdown. Before crossing the goal line the defender taunts the quarterback using words or gestures.
RULING: Touchdown. Penalty for unsportsmanlike conduct. The penalty will be enforced on the try. Next play 1-point try from 15-yd line or 2-point try from 20-yd line.

AR 9-2-2 / Flag Pulling

I. A runner is waving their hands near their hips as a close defender attempts a flag pull. There is no contact but the defender misses the flag.
RULING: Penalty for flag guarding. A hand (or ball) in front of the flag restricts access and creates a disadvantage, even without contact.

NOTE: The enforcement (5 yd + LOD) will be from the SF. Example: 2 & goal at Ds 18-yd line, flag guarding at Ds 10-yd line. Next play 3 & goal at Ds 15-yd line.

II. A runner is waving their hands near their hips as a far off defender dives towards them in a desperate attempt to make a flag pull. There is no contact and the defender misses the flag by a distance.

RULING: No foul. There has to be a serious attempt at a flag pull to make the action of the runner to a foul. Diving and jumping by a defender are legal.

III. A runner is running straight towards a defender and before they meet the runner bends the upper body forward.

RULING: Offense penalty for diving (R 2-12-2). The defender has to avoid the head and body of the runner and the runner's actions in this instance restrict access to the runner's flags and create a disadvantage, regardless of contact.



IV. A runner is running straight towards a defender and extends the ball forward to gain extra yardage before being deflagged.

RULING: Penalty for flag guarding. The defender must avoid contact with the ball in players possession and the runner's actions in this instance restrict access to the runner's flags and create a disadvantage, regardless of contact.

V. A runner is chased by a defender and before getting caught the runner extends the ball forward to gain extra yardage before being deflagged.

RULING: No foul. As the flag pull is from behind the extension of the ball does not obstruct the defender.

VI. A runner is spinning to avoid a flag pull from a defender. During the spin the defender is contacted by the runner's elbow.

RULING: Illegal contact by the runner. The spin by the runner, although not illegal in itself, means that the runner is responsible for the contact.

NOTE: The same ruling apply if a runner cause contact by dipping

VII. A runner is dipping to avoid a flag pull from a defender with the ball held with both hands in front of the chest and the elbows stretched sideways. The defender reaches down to pull the flag but hits the arm of the runner which is in front of the flag due to the dip.

RULING: Flag guarding by the runner. The dip by the runner, although not illegal in itself, means that the runner is responsible for restricting access to the flag.

VIII. A runner stops and jumps upward with a spin in order to avoid a flag pull from a defender.

RULING: Jumping by the runner. The jump by the runner restricts access to the runner's flags by raising their level.

IX. A runner stops and jumps sideways (or backward) with (or without) a spin to avoid a flag pull from a defender.

RULING: No foul. A jump in any direction without significant changing the level of the flags is legal.

NOTE: To lower the flags (dipping) is legal too.

X. A runner is moving along the side line towards the corner of the end zone. The defender tries to squeeze the runner out of bounds by a fast and steady closing of the gap to the side line but makes no attempt at a flag pull. The runner jumps toward the goal line and, even after contact with the defender at the 1-yd-line, is able to touch the pylon with the ball before then touching the ground out of bounds.

RULING: It would be a touchdown, but obviously the penalty for illegal contact (aiming) by the runner will be enforced from the SL, no score. As long as the defender acts predictable the runner has to anticipate the defender's action. There is no foul for diving/jumping as there is no attempt at a flag pull.

NOTE: It would be a second foul for diving (with jumping), if the defender makes an attempt for a flag pull. The defense could choose to accept either of the penalties (same penalty, same enforcement).



XI. A runner is moving along the side line towards the corner of the end zone. The defender comes slowly toward the runner parallel to the side line with a distance of 2 yards to it. The runner tries to sneak through the gap past the defender. At the last moment the defender suddenly steps into the lane of the runner and both collide.

RULING: Penalty for aiming by the defender. The runner cannot anticipate the last move of the defender and has no chance to avoid contact, the defender has to play in a predictable way.

NOTE: If there are actions by both players and there is doubt as to who is responsible, it is a foul by the offense.

XII. A blitzer pulls the flag of the quarterback a split second after the ball has been thrown. The blitzer keeps the flag and starts to move toward the receiver in order to help to stop the play.

RULING: No foul for illegal flag pull as the defense has the right to make a serious attempt. However penalty for an unsportsmanlike act for keeping the flag. The blitzer has to hand over the flag immediately or put it on the ground before starting to run towards the receiver.

XIII. After the quarterback has thrown the ball backwards to a teammate, the blitzer continues to rush and pulls the flag of the quarterback.

RULING: Penalty for illegal flag pull. This prevents the quarterback from running with the ball should the ball be thrown back later on a trick play.

NOTE: If the pass crosses the scrimmage line then there would be no legal way for the quarterback to regain possession, therefore no foul for illegal flag pull should be called. But it could be an unsportsmanlike act provided the blitzer provokes the quarterback with the late flag pull.

XIV .The defender pulls the flag right at the moment the receiver touches the ball. The receiver muffs the ball and makes the completion at the second attempt.

RULING: No foul for illegal flag pull. The defender may anticipate the completion that would turn the receiver into a runner and need not to wait for the catch to be complete.

NOTE: In this case the runner may not advance the ball because it is dead if a runner has fewer than 2 flags. (R 4-1-2-g) Even when there is an illegal flag pull (before the touching of the ball), the runner may not advance the ball after the catch but will gain extra yards by penalty.

XV. After the snap, the quarterback fakes a hand off to another offensive player who simulates having possession of the ball. The blitzer changes direction and pulls a flag from the player simulating being a runner. The quarterback then throws a pass to the simulated runner. The pass is caught and the runner advances to the end zone.

RULING: No foul for illegal flag pull as the blitzer has the right to deflag a simulated runner (R 9-2-2-d). The ball is dead where the pass is caught because the runner has fewer than 2 flags (R 4-1-2-g).



AR 9-3-1 / Substitutions

I. The ball is ready for play and the offense is in a legal formation when the player usually playing quarterback comes towards the side line, apparently to confer with their coach, but stops in the field of play facing their side line. The snapper then touches the ball and snaps the ball to a player usually playing running back who throws a legal forward pass to the player at the side line who has gone downfield after the snap for a touchdown.

RULING: Ball remains dead, penalty for unfair tactics associated with the substitution process. Penalize 5 yards or 10 yards from the SL and replay the down. Once the player heads towards the side line it is legitimate for the defense to expect that the substitution process has started and the snap is not imminent.

NOTE: Should the player clearly demonstrate that the substitution process has stopped (by taking a position as receiver being set for one second) there would be no foul. Neither would it be a foul if the action happens after the snapper has touched the ball, because there are no substitutions allowed after the snapper has touched the ball (R 7-1-3-a) and the defense should not expect a substitution.

II. The ball is ready for play and the offense is in a legal formation when one player leaves the field into the team area. After a while another player sneaks onto the field while appearing to be talking to a coach, such that the defense do not recognize the substitution. The snapper then touches the ball and snap it quickly. The quarterback throws a deep pass to the unrecognized player.

RULING: Penalty for unfair tactics. 10 yards from the SL and replay the down. The offense may not use the substitution process to “hide” a player, that legitimate the Referee to see it as unfair tactic.

AR 10-1-2 / Unfair tactics

I. A runner is sprinting along the side line for the winning score, the defenders are far away. A substitute player comes to the side line and pulls a flag of the runner.

RULING: The play is dead where the runner get deflagged, but the Referee should award the score that was only prevented by the unfair act. The next play is the try after enforcing the penalty. The player shall be disqualified.

NOTE: If this happens near the middle, the adequate ruling could be a first down somewhere beyond the middle but still could be a score too.

II. The defense commits repeated offside fouls before the snap to consume time and getting closer to the Referees notification (2 min warning) to keep the lead in the game.

RULING: The Referee should stop the clock and inform the team that they will see it as unfair tactic and will only start the clock on a legal snap.

NOTE: The same apply if the offense repetitively commits fouls to consume time. If they will not stop, the Referee can order a loss of down or award a first down to the defense too.

III. The defense repeatedly commits illegal blitzes from 1-yard away from SL to sack the QB immediately or intercept the snap.

RULING: Penalty for illegal blitz, but no unfair tactic. The offense is able to gain ground each time by declining the penalty on a successful play or at least the 5 yd penalty.

NOTE: If this happens near the goal line and the penalties will be enforced by half the distance, then this will be an unfair tactic.



IV. 2 & middle at Os 21-yd line (less than 5 yards to the middle). A defensive player goes offside immediately after the snapper has touched the ball in order to force the offense into a 1 & goal situation from Bs 24-yd line.

RULING: Unfair tactics by the defense, penalize with 10 yards. There is no possibility of an error by the player, so an intentional foul to gain an advantage must be assumed. The offense may decline the penalty. The defense players and coaches will be warned that any further infringements will result in both a 10 yard penalty for unfair tactic and an additional 10 yard penalty for unsportsmanlike conduct being enforced and disqualification of the offending player.

V. A coach from the defensive team is coming on the field and holds an obviously open receiver before they can get to the end zone. The quarterback has to withhold the easy pass for a score but then throws the ball to another receiver in the end zone for a touchdown.

RULING: Live ball foul for game interference, however the Referee should declare it as a dead ball foul and enforce the penalty on the subsequent play. The coach shall be disqualified.

VI. The offense score a touchdown on the final play to tie the score and the game is extended for the try. On the Try the QB throws a forward pass which is intercepted by a defender who returns the ball. The QB is the only player in position to make a flag pull attempt. The flag pull fails but the QB contacts the defender at Ds 21-yd line causing him to fall to the ground at Ds 24-yd line.

RULING: Foul for IC by the QB. No score and the try is over. A game cannot end with an accepted penalty (R 3-2-2), therefore the defense will be awarded a 1 & goal at their 15-yd line with no time on the clock.

NOTE: If the QB makes no attempt to pull the flag pull and instead pushes the defender to the ground, it will be the same ruling but the QB should be disqualified, not only because of the foul, but also because of intentionally preventing a score.

AR 10-2-4 / Offsetting Fouls

I. 2 & middle at Os 7-yd line. The quarterback throws a complete pass or interception at Os 15-yd line. Before the catch the snapper shields the blitzer at Os 10-yd line and a defender contacts a receiver at Os 20-yd line.

RULING: Offsetting fouls. The down will be replayed

II. 2 & middle at Os 7-yd line. The quarterback throws a pass which is intercepted at Os 15-yd line and returned to Os 6-yd line. Before the catch the snapper shields the blitzer at Os 10-yd line and during the return the blitzer shields the snapper at Os 12-yd line.

RULING: The defense can decline offsetting fouls and keep the ball after enforcement of their penalty. (R 10-2-4-a) BS is the SF. Next play 1 & goal for the previous defense at the 17-yd line.

III. 2 & middle at Os 7-yd line. The quarterback throws a pass which is intercepted at Os 15-yd line and returned to Os 6-yd line. Before the catch a defender contacts a receiver at Os 10-yd line and during the return the snapper holds (illegal contact) the runner at Os 12-yd line.

RULING: Offsetting fouls. The down will be replayed.



IV. 3 & middle at Os 23-yd line. The runner commits flag guarding at Ds 17-yd line and the defender holds the runner to get to the flag. The play is finally stopped at Ds 12-yd line. The offense coach wants to decline the defense penalty and earn a first down after enforcing the penalty for flag guarding from the SF.

RULING: Offsetting fouls is the only option and the down will be replayed. The fouls - not the penalties - offset. The coach will not be given the option to decline a penalty.

AR 10-2-5 / Dead Ball Fouls

I. After the ball becomes dead, 2 opponents have a verbal exchange and start pushing each other.

RULING: The officials shall separate the 2 players and throw a penalty marker for illegal contact on both. Even when the penalties are offsetting (R 10-2-5) it will show that the officials will not tolerate such behavior. If the players start a fight then both shall be disqualified.

NOTE: If one player is hitting the opponent first and then the second player is striking back, the fouls are not offsetting and have to be administered in order including half the distance enforcement.

AR 10-3-1-a / Basic Spot Enforcement Offense Fouls

I. 2 & middle at Os 7-yd line. The receiver commits PI at Os 22-yd line and the ball falls incomplete.

RULING: The DB is the SL (R 7-2-3) so the BS is the SL. The penalty will be enforced from Os 7-yd line. Next play 3 & middle at Os 3.5-yd line.

NOTE: Same BS and ruling if the receiver after the PI catches the ball and advance it.

II. 4 & goal at Ds 4-yd line. As the pass from the quarterback is approaching the receiver pushes a defender in order to gain separation and catches the pass in the end zone.

RULING: Penalty for offensive pass interference, no score. The series ends by the loss of down. Next play 1 & middle for the defensive team at their 5-yd line.

III. 2 & middle at Os 7-yd line. The quarterback drops back and is sacked in the end zone. The snapper shields the blitzers at Os 10-yd line.

RULING: The BS is the SL. The penalty will be enforced from Os 7-yd line. Next play 2 & middle at Os 3.5-yd line. Declining will result in a safety.

IV. 2 & middle at Os 7-yd line. The quarterback drops back and is sacked at Os 1-yd line. The snapper shields the blitzers in the end zone.

RULING: The BS is in the SF. The penalty will be enforced in the end zone, resulting in a safety. Declining will bring up 3 & middle at Os 1-yd line.

V. 2 & middle at Os 7-yd line. The quarterback drops back and is sacked at Os 1-yd line. The snapper shields the blitzers at Os 5-yd line.

RULING: The BS is the SF. The penalty will be enforced from the 5-yd line. Next play 2 & middle at Os 2.5-yd line. Declining will bring up 3 & middle at Os 1-yd line.

VI. 2 & middle at Os 7-yd line. The quarterback drops back and completes a pass at Os 15-yd line. The snapper shields the blitzers at Os 5-yd line.

RULING: The BS is the SF. The penalty will be enforced from Os 5-yd line. Next play 2 & middle at Os 2.5-yd line. Declining will bring up 3 & middle at Os 15-yd line.



VII. 2 & middle at Os 7-yd line. The quarterback drops back and completes a pass at Os 15-yd line. The snapper shields a defender at Os 20-yd line.

RULING: The BS is the SL. The penalty will be enforced from Os 7-yd line. Next play 2 & middle at Os 3.5-yd line. Declining will bring up 3 & middle at Os 15-yd line.

NOTE: The same enforcement will apply on an incomplete pass but in this case, declining will bring up 3 & middle at Os 7-yd line.

VIII. 2 & middle at Os 7-yd line. The quarterback drops back and completes a pass which is advanced for a touchdown. The snapper shields a defender in the opponent's end zone during the run and before the score is made.

RULING: The BS is the SL. The penalty will be enforced from Os 7-yd line. Next play 2 & middle at Os 3.5-yd line.

AR 10-3-1-b / Basic Spot Enforcement Defense Fouls

I. 2 & middle at Os 7-yd line. The defender commits PI at Os 22-yd line and the ball falls incomplete.

RULING: The DB is the SL (R 7-2-3), so the BS is the SL. The penalty will be enforced from Os 7-yd line. Next play 1 & middle at Os 17-yd line.

II. 2 & middle at Os 7-yd line. The defender commits PI at Os 22-yd line but the receiver still catches the ball and advance it to Os 24-yd line.

RULING: The DB is the end of run, so the BS is the DB. The penalty will be enforced from Os 24-yd line. Next play 1 & goal at Ds 16-yd line.

III. 2 & middle at Os 7-yd line. The quarterback drops back and is sacked in the end zone. A defender shields the snapper at Os 10-yd line.

RULING: The BS is the SL. The penalty will be enforced from Os 7-yd line. Next play 2 & middle at Os 12-yd line.

NOTE: The same enforcement will apply when the quarterback throws an incomplete pass to avoid the sack.

IV. 2 & middle at Os 7-yd line. The quarterback drops back and is sacked at Os 1-yd line. A defender shields the snapper at Os 5-yd line.

RULING: The BS is the SL. The penalty will be enforced from Os 7-yd line. Next play 2 & middle at Os 12-yd line.

V. 2 & middle at Os 7-yd line. The quarterback drops back and completes a pass at Os 15-yd line. A defender shields the snapper on a screen route in the end zone.

RULING: The BS is the DB. The penalty will be enforced from Os 15-yd line. Next play 2 & middle at Os 20-yd line.

VI. 2 & middle at Os 7-yd line. The quarterback drops back and completes a pass at Os 15-yd line. A defender shields another receiver at Os 20-yd line.

RULING: The BS is the DB. The penalty will be enforced from Os 15-yd line. Next play 2 & middle at Os 20-yd line.



VII. 2 & middle at Os 7-yd line. The quarterback drops back and completes a pass which is advanced for a touchdown. Prior to the pass a defender shields the snapper at Os 10-yd line.

RULING: The BS is the DB (opponents goal line). The penalty is declined by rule (R 10-3-2-1) and the score counts.

NOTE: If instead the foul is illegal contact the penalty will be enforced on the try.

VIII. 2 & middle at Os 7-yd line. A blitzer grabs the pants of the quarterback behind the scrimmage line but in spite of this the quarterback still throws a complete pass at Os 12-yd line.

RULING: Penalty for illegal contact (holding). The BS is the DB. The penalty will be enforced from Os 12-yd line plus AFD. Next play 1 & middle at Os 22-yd line.

IX. 4 & middle at Os 9-yd line. The quarterback throws a pass and a defender kicks the ball in flight to prevent a completion. The pass falls incomplete.

RULING: Penalty for illegally kicking a pass. The BS is the SL. The penalty will be enforced from Os 9-yd line. Next play 4 & middle at Os 14-yd line.

X. 4 & middle at Os 9-yd line. The quarterback throws a pass and a defender kicks the ball in flight to prevent a completion. The ball is caught by the offense and advanced to Os 22-yd line.

RULING: Penalty for illegally kicking a pass. The BS is the DB. The penalty will be enforced from Os 22-yd line. Next play 1 & goal at Ds 23-yd line.

AR 10-3-1-c / Basic Spot Enforcement Change of Team Possession

I. 2 & middle at Os 7-yd line. The quarterback throws an interception at Os 21-yd line and the return ends at Os 12-yd line. After the change of team possession, the snapper holds (illegal contact) the runner at Os 18-yd line.

RULING: The BS is the DB. The penalty will be enforced from Os 12-yd line. Next play 1 & goal for the former defense at Os 6-yd line.

II. 2 & middle at Os 7-yd line. The quarterback throws an interception at Os 21-yd line and the return ends at Os 12-yd line. After the change of team possession, a teammate of the returner shields the snapper at Os 18-yd line.

RULING: The BS is the SF. The penalty will be enforced from Os 18-yd line. Next play 1 & goal for the former defense at Os 23-yd line.

III. 2 & middle at Os 7-yd line. The quarterback throws an interception at Os 21-yd line and the return ends at Os 12-yd line. After the change of team possession, a teammate of the returner shields the snapper at Os 10-yd line.

RULING: The BS is the DB. The penalty will be enforced from Os 12-yd line. Next play 1 & goal for the former defense at Os 17-yd line.

IV. 2 & middle at Os 7-yd line. The quarterback throws an interception at Os 21-yd line and the returner fumbles at Os 12-yd line. The snapper catches the ball and runs to Os 20-yd line. After the first change of team possession, a teammate of the snapper holds the returner at Os 18-yd line.

RULING: Penalty for illegal contact (holding). The defense will keep the ball (R 5-2-2), the BS is the DB. (R 10-3-1-c) Next play 1 & goal for the former defense at Os 10-yd line.



V. 2 & middle at Os 7-yd line. The quarterback throws an interception at Os 21-yd line and the returner fumbles at Os 12-yd line. The snapper catches the ball in flight and runs to Os 20-yd line. After the second change of team possession, a teammate of the snapper shields an opponent at Os 18-yd line.

RULING: Penalty for shielding. The offense will retain the ball, the BS is the SF (R 10-3-1-c last related run). Next play 1 & middle at Os 13-yd line.

VI. 2 & middle at Os 7-yd line. The quarterback throws an interception at Os 21-yd line and the returner fumbles at Os 12-yd line. The snapper catches the ball in flight and runs to Os 20-yd line. After the first change of team possession, a teammate of the returner shields an opponent at Os 18-yd line. After the second change of team possession, a teammate of the snapper hits an opponent at Os 15-yd line.

RULING: The offense will decline offsetting fouls and retain possession after enforcement of the illegal contact (R 10-2-4-a). The BS is the SF. (R 10-3-1-c last related run) Next play 1 & middle at Os 7.5-yd line.

AR 10-3-1-d / Basic Spot Enforcement Touchback

I. 2 & goal at Ds 12-yd line. A defender intercepts the ball in the end zone and commits flag guarding while still in the end zone before advancing to Ds 15-yd line where they are deflagged.

RULING: The foul occurs before the ball is brought out of the end zone, so the enforcement spot is the touchback spot (R 10-3-1-d). Series for O ends, next play 1 & middle at 2.5-yd line.

NOTE: Same ruling if the ball stays in the end zone.

II. 2 & goal at Ds 12-yd line. A defender intercepts the ball in the end zone and commits flag guarding while still in the end zone before advancing to Ds 15-yd line where they are deflagged. At the flag pull the snapper holds the runner to get to the flag.

RULING: Offsetting penalties, repeat the down.

NOTE: By rule the defense can choose to decline offsetting penalties (R 10-2-4-a) and accept a penalty enforced from the touchback spot.

III. 2 & goal at Ds 21-yd line. A defender intercepts the ball on Ds 3-yd line and their momentum carries them into their own end zone. After avoiding a flag pull by covering the flag with the ball, another offensive player deflags the defender in the end zone.

RULING: The result of the play is a touchback, the enforcement spot is the touchback spot.

NOTE: Same ruling if another defender commits a foul.

IV. 2 & goal at Ds 21-yd line. A defender intercepts the ball on Ds 3-yd line and advances to Ds 14-yd line. Another defender in their end zone illegally contacts an offensive player during the return.

RULING: Safety by accepting the penalty. The enforcement spot for the foul (illegal contact) is the SF in the end zone (R 10-3-1-c).

NOTE: Same ruling if the ball was intercepted in the end zone and the foul occurs after the runner left the end zone.



AR 10-3-2 / Procedures

I. 3 & goal at Ds 19-yd line. 3 blitzers are simultaneously giving a blitz signal.

RULING: Ball remains dead. Foul for illegal blitz signal. The penalty will be enforced from Ds 19-yd line. Next play 3 & goal at Ds 14-yd line.

II. 2 & middle at Os 15-yd line. The runner commits a flag guarding foul at Ds 22-yd line.

RULING: The penalty will be enforced from the SF which brings back the ball behind the middle. The penalty for a live ball foul will be enforced before the next down will be declared. Next play 3 & middle at Os 23-yd line.

III. 2 & middle at Os 15-yd line. The runner commits a flag guarding foul at Ds 18-yd line.

RULING: The penalty will be enforced from the SF which leaves the ball beyond the middle, a new series will be awarded. Next play 1 & goal at Ds 23-yd line.

IV. 4 & middle at Os 9-yd line. A forward pass hits a defender in the lower leg and the pass falls incomplete.

RULING: No foul for illegal kicking because the contact is unintentional. Turnover on downs (series ends). Next play 1 & middle for the opponent at the 5-yd line.

V. 2 & goal at Ds 10-yd line. The pass is completed for a touchdown. The defense commits pass interference.

RULING: Touchdown. The penalty will be enforced on the try. (R 10-3-2-1)

VI. Try at the 5-yd line. The pass is completed in the end zone. The defense commits an illegal contact foul during the play in the end zone.

RULING: The try is good (touchdown 1 point). The penalty will be enforced on the next new series with 1 & middle at the 2.5-yd line.

VII. Try at the 5-yd line. The pass is completed in the end zone. The offense commits an illegal contact foul in the end zone before the pass is in the air.

RULING: No score. The try ends by the loss of down.

VIII. Try at the 5-yd line. The pass is intercepted in the end zone. The offense commits an illegal contact foul on the run back at Ds 18-yd line.

RULING: No score. The try ends, the penalty will be carried over to the next series. Next play 1 & middle from the 15-yd line.

NOTE: If it would have been a contact foul by the returner, the try ends with no score and the penalty will be also carried over to the next series. Next play 1 & middle from the 2.5-yd line.

IX. In overtime during first extra period, team 1 (first offense) scores a touchdown and attempts a 1-point try. The pass is completed for a touchdown. Team 2 (first defense) commits an illegal contact foul during the try.

RULING: The try is good (1 point). The penalty will be enforced on the next snap. (R 10-2-6) Next play 1 & goal for team 2 from its own 15-yd line.

NOTE: In overtime no new first down at the middle will be awarded, only a penalty can bring a new AFD. Also team 1 cannot accept the penalty and repeat the try from the 5-yd line for 2 points. (R 8-3-2-e)



X. In overtime during first extra period, team 1 has scored a touchdown and a 1-point try, team 2 has also scored a touchdown and attempts a 1-point try. The pass is completed for a touchdown and the defense (team 1) commits an illegal contact foul during the play.

RULING: The try is good (1 point). The game is tied and a second overtime period will be played. The penalty will be enforced on the next snap (R 10-3 2-3). Next play 1-point try for team 1 from the 15-yd line.

AR 10-3-3 / Half Distance Enforcement

I. 2 & middle at Os 7-yd line. The offense commits a false start.

RULING: Ball remains dead. Penalty enforced from Os 7-yd line. Next play 2 & middle at Os 3.5-yd line.

II. 4 & goal at Ds 13-yd line. The defense commits pass interference in the end zone. The pass is incomplete.

RULING: Penalty enforced from Ds 13-yd line plus AFD. Next play 1 & goal at the 6.5-yd line.

AR 12-1-1 / Challenge

I. 2 & middle at Os 7-yd line. The offense commits a false start. The penalty is enforced from Os 7-yd line with 5 yards. Next play 2 & middle at Os 2-yd line. The offense coach or captain points out that, half the distance enforcement should be used.

RULING: If the Referee recognizes that they have made the enforcement wrong, they will correct it and inform the coach. If the Referee keep it this way, the coach can request a challenge and the procedure begins. The Referee takes a timeout, the challenge will be permitted, because it is about an enforcement, and shall be successful.

II. During a successful try, the defense commits an illegal blitz. The Referee spots the ball for the new series at the 5-yard line. The offense coach points out the ball should be placed at the 2.5-yd line after enforcement of the penalty. The Referee informs the coach that only 10 yard penalties will be carried over. The coach disagrees and requests a challenge.

RULING: The Referee takes a charged timeout, the challenge will be permitted, because it is about an enforcement, and shall be not successful. The Referee may show the coach the respective R 10-3-2 on paper or an electronic device. Next snap 1 & middle from the 5-yd line.

NOTE: If the offense has no more timeouts, the challenge will not be granted.

III. A team has made a challenge and it was successful. Later in the half the coach wants to make a second challenge about a ruling. The Referee informs the coach that they already had a challenge in this half and cannot have a second one. The coach still insists on getting a challenge.

RULING: The Referee ignores the request from the coach, the play continues.

NOTE: If the coach continues arguing loudly from the sideline, the referee may penalize them for unsportsmanlike conduct.



IV. After 2 & goal from Ds 16 has ended with an incomplete pass, the DJ announces 4 & goal, all other officials agree. The play starts, a pass is completed at Ds 5-yard line and the play is stopped at Ds 2-yard line. The Referee announces a new series for the defense. The offense coach challenges the ruling about the next down.

RULING: The Referee takes a timeout, the challenge will be permitted, because it is about a ruling on the next down. Not challenging the first wrong 4th does not forfeit the right to challenge the next down (new series). The offense coach explains that they have not played a 3rd down in this series and wants to get another down to have 4 downs played. The challenge shall not be successful, because the teams cannot request a change about a ruling before the last play. To be permitted and successful the offense coach would have had to challenge the wrong 4th down before it had been played.

V. After 2 & goal from Ds 16 has ended with an incomplete pass, the DJ announces 4 & goal, all other officials agree. The play starts, a pass is completed at Ds 5-yard line and the play is stopped at Ds 2-yard line. Both teams start to exchange personnel as the DJ announces they made a mistake and the upcoming down will be the 4th for the offense at Ds 2 yard line, the Referee agrees. The defense coach challenges the ruling.

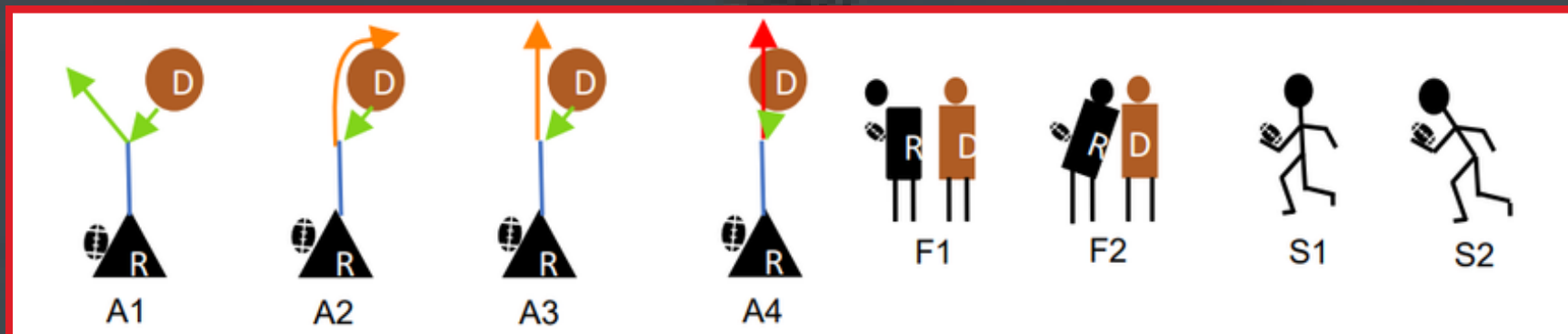
RULING: The Referee takes a timeout, the challenge will be permitted, because it is about a ruling on the next down. Not challenging the first wrong 4th (why should they?) does not mean the right to challenge the second 4th down is forfeited. The defense coach explains that they have played an undisputed 4th down and wants to get the ball by a turnover on downs. The challenge shall be successful. After the wrongly announced 4th down has been started by the snap, it is played as announced and the next down (new series) has to be established.

Contact between Runner and Defender

View from above

View from front/behind

View from side



Fouls by O	A1	A2	A3	A4
F1+S1	No flag	check for IC	check for IC	Aiming
F1+S2	No flag	check for IC	check for IC	Aiming
F2+S1	check for IC	IC/Aiming	IC	Aiming (+DSQ)
F2+S2	check for IC	IC/Aiming	IC	Aiming (+DSQ)

Check for Aiming by D if target is person instead of flags.