

## UK WORKTOP RANGE 2011 – 2013

## INDUSTRY

DESIGN WITH INTELLIGENCE



# EGGER WORKTOPS

## INTELLIGENTLY DESIGNED FOR YOU, AND THE ENVIRONMENT

WE RECOGNISE THAT WORKTOPS ARE USUALLY CHOSEN ONCE THE DOOR CHOICE HAS BEEN MADE. TO PROVIDE A WELL PUT TOGETHER KITCHEN CONCEPT IT IS VITAL THAT THE DOORS AND WORKTOP WORK TOGETHER IN HARMONY. TO MAKE THE PROCESS AS SIMPLE AS POSSIBLE WE HAVE PRESENTED **DOOR AND WORKTOP COMBINATION** IDEAS TOGETHER.

We have selected the very best and most up to date decors from our large portfolio, so whether it's **trend orientated** or **traditional, expressive** and **individual** or **classic** and **elegant** we are confident there is something for everyone.

We also offer a choice of thicknesses, whether you want a classic **38 mm** EUROSPAN® Worktop or ultra contemporary, chunky **50 mm** EUROLIGHT® Worktop, we have a solution for you.

We are so confident you won't be disappointed with their quality that they come with a ten year guarantee and the prestigious **FIRA Gold Award**. In comparison to granite or solid wood, our laminate worktops are significantly easier to care for and maintain.

All of our worktops are **PEFC accredited** and easy to recycle, making them a more environmentally friendly option.





**W980 ST82**  
Platinum White



## CUTTING EDGE DESIGN, MADE SIMPLE

### WORKTOPS DESIGNED WITH THE LATEST AND MOST POPULAR DOOR TRENDS IN MIND

INTELLIGENT DESIGN, WHICH IS WELL THOUGHT OUT, IN LINE WITH CURRENT TRENDS AND **OFFERING VALUE WITHOUT A COMPROMISE IN QUALITY** – OUR WORKTOPS AND FINISHES FOR DOORS OFFER A PREMIUM LOOK FOR AN ENTRY LEVEL PRICE.

Combining our innovative worktops with our range of stylish finishes for doors can be a winning formula – you get **high design without the high cost**. Whether it's the very latest look you're after, or something a bit more traditional, our range of finishes for doors means everything is possible.

We offer an exciting choice of worktop decors, using the **most realistic reproductions possible**, all of which have been designed with complementary door combinations in mind.

As the trend for mixing several colours within a kitchen continues to grow in popularity, deciding which colours to combine can be a difficult process. To simplify this process our design team have put together a number of **door suggestions for each worktop**. Each suggestion is numbered and further details of our range of finishes for doors can be found on pages 42-43.





**F166** ST9 Aurora Bianco  
50 mm EUROLIGHT® worktop with  
**H3012** ST22 and **U727** ST9 doors

## A CHOICE OF THICKNESS

YOU CAN OPT FOR A CLASSIC LOOK 38 MM WORKTOP  
OR GO CONTEMPORARY AND ADD AN EXTRA  
DIMENSION WITH A MORE CHUNKY 50 MM STYLE

ALL WORKTOPS FROM EGGER HAVE A 3 MM “SQUARE EDGE” PROFILE  
PROVIDING A CONTEMPORARY APPEARANCE



### 50 mm EUROLIGHT® Worktops

EUROLIGHT® Worktops combine style and functionality with low weight. These innovative chunky 50 mm worktops are available in two widths, and made possible thanks to a [highly engineered core](#). Due to its honeycomb construction, there is no compromise in stability or quality.

EUROLIGHT® Worktops offer a solid, premium look and a select range of 6 decors is available. 44% lighter than 38 mm laminate worktops with a chipboard core, EUROLIGHT® Worktops are very [easy for fitters to handle, transport and install](#). By using less wood in their production, they are also significantly more environmentally friendly than solid wood worktops.

50 mm profile

Available in:

4100 mm x 600 mm (single postformed)

4100 mm x 920 mm

(double postformed for breakfast bars)



### **38 mm EUROSPAN® Worktops**

With an EGGER quality chipboard core, a EUROSPAN® Worktop gives a classic look to any kitchen. Made from wood sourced from sustainable forestry, EUROSPAN® Worktops are available in 20 decors and three widths, providing you with [excellent choice and variety](#).

Available in:

4100 mm x 600 mm (single postformed)

4100 mm x 670 mm

(double postformed for breakfast bars)

4100 mm x 920 mm

(double postformed for breakfast bars)

38 mm profile

## AN EXCLUSIVE RANGE


HAND PICKED FROM OUR LARGE PORTFOLIO  
TO OFFER YOU THE VERY BEST DESIGNS

FROM LIGHT TO DARK, OUR SELECTION OF CAREFULLY SELECTED STONE AND WOODGRAIN WORKTOPS OFFER SOMETHING FOR EVERYONE. ALL EGGER WORKTOPS [LOOK AND FEEL LIKE THEIR NATURAL EQUIVALENTS](#), WITHOUT THE ISSUES OF ONGOING CARE AND MAINTENANCE.

[Attention to detail](#) is the hallmark of all our worktops. The texture of each design has been carefully and individually created not only to look good, but also to feel like the original material.

To make your selection even easier, we've divided the brochure up into [stone effects and woodgrains](#), as well as placed the decors in order from light through to dark.






## STONE

### LIGHT TO MID TONES

LIGHT TO MID TONES CAN BRING A KITCHEN TO LIFE BY INSTANTLY MAKING THEM APPEAR MORE [AIRY AND SPACIOUS](#). THESE STONE DESIGNS ARE FLEXIBLE, WORKING WELL WITH A VARIETY OF DOORS FROM LIGHT TO DARK.







**F133 ST82**  
Trento Grey-Beige

Spearheaded by Apple and many of the premium brands in the car industry, the trend for white continues to grow in popularity. This white textured worktop can be used as a bold contrast with dark or expressive woodgrains and is the perfect choice for those wanting a modern look which is clean and pure.




**Platinum White**  
**W980 ST82**

38  
mm

**Suggested doors**

Doors with expressive characters such as olivewood and plum work well against the simplicity of white.





Offering a warmer, softer alternative to the Platinum White, the Caesar stone effect of the Aurora Bianco, together with its soft matt texture is incredibly versatile, working well with a variety of colours and textures.



**Aurora Bianco**  
**F166 ST9**



38  
mm

50  
mm



**Suggested doors**

Stylish yet homely, this stone worktop is suited to all white kitchens or as a softer contrast to dark or expressive woodgrains.





\_ STONE. LIGHT TO MID TONES

On its own Avalon Cream is understated but with its subtle colour variation and mineral stone effect, it is neutral in character making it highly versatile.




**Avalon Cream**  
**F334 ST70**

**38**  
mm

**Suggested doors**

Combining the Avalon Cream with woodgrains and uni colours with a hint of brown, brings the subtle colour variation to life.



With oscillations and hints of circles, just like sandstone, this worktop is an elegant choice. With its soft matt texture and flowing design, it can bring an element of calm and tranquillity to any kitchen.



## Arkosa Sand F276 ST9

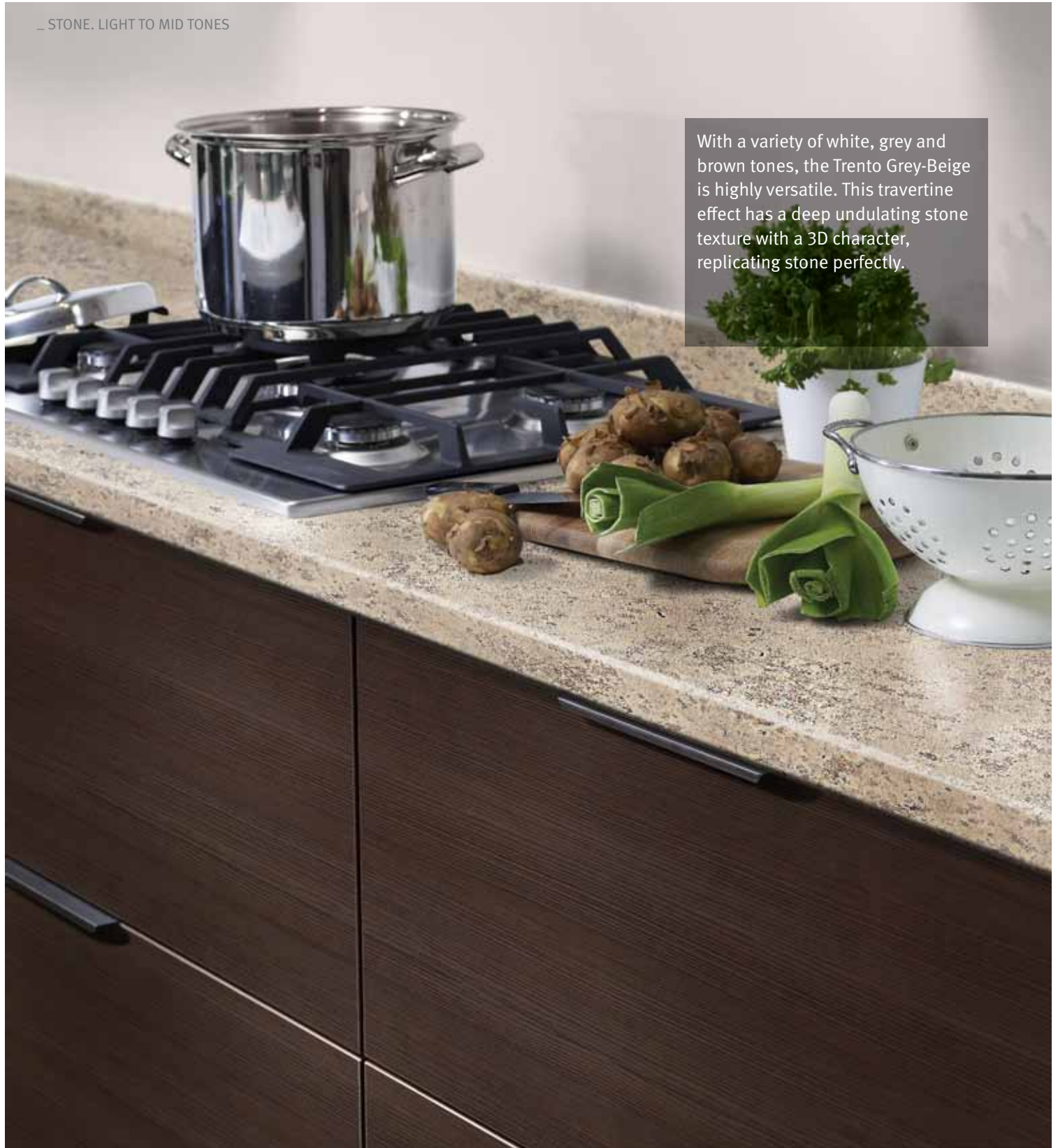
38  
mm

### Suggested doors

Expansive, but subtle worktops like the Arkosa Sand work well with doors featuring more distinctive woodgrains, which bring the sandstone effect to life.







With a variety of white, grey and brown tones, the Trento Grey-Beige is highly versatile. This travertine effect has a deep undulating stone texture with a 3D character, replicating stone perfectly.

### Trento Grey-Beige F133 ST82

38  
mm

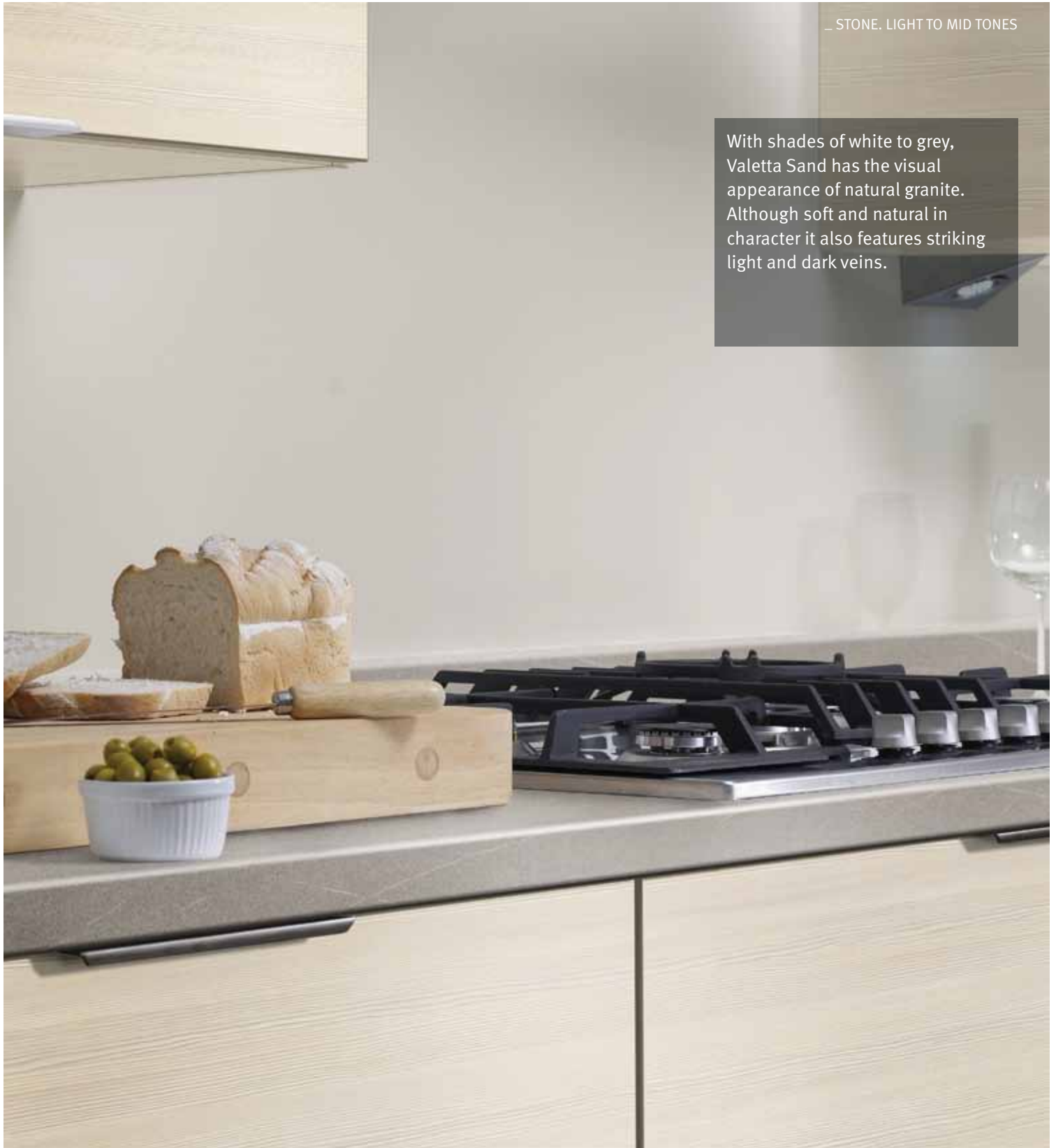
50  
mm

#### Suggested doors

Trento Grey-Beige is complimented by doors which contain white, brown or grey tones.



With shades of white to grey, Valetta Sand has the visual appearance of natural granite. Although soft and natural in character it also features striking light and dark veins.




**Valetta Sand**  
**F390 ST82**


**38**  
mm

**Suggested doors**

The soft and natural elements of Valetta Sand allow it to work well with white and mid tone woodgrains, as well as earthy and white uni colours.







**F326 ST82**  
Isodora Beige



This worktop has exceptional depth, both visually and to the touch. Although initially appearing fairly neutral in colour tone, it features variations from cream through to dark grey making it ideal for combining with many of the latest doors.



**Isodora Beige**  
**F326 ST82**

**38**  
mm

**Suggested doors**

This worktop has a subtle interplay of many colours and combines effortlessly with natural woodgrains and those which features hints of grey.



## STONE

### MID TO DARK TONES

MID TO DARK TONES ARE IDEAL FOR BUSY, MODERN LIVES, AS THEY REQUIRE MINIMAL UPKEEP. **STYLISH, SOPHISTICATED AND INCREDIBLY VERSATILE**, THESE STONE DESIGNS WORK WELL WITH MOST DOORS. FOR A MODERN LOOK, CHOOSE LIGHTER WOODGRAINS WHILST WARM, EARTHY UNI COLOURS ADD A MORE HOMELY TOUCH.





**F213 ST70**  
Lazio Anthracite



This stylish and expressive marble reproduction is particularly effective when used across larger surfaces such as breakfast bars and island units. The interplay of colours in the veins is a special feature, adding to the individuality of this product.




**Lazio Anthracite**  
**F213 ST70**

**38**  
mm

**Suggested doors**

Due to the expressive nature of this worktop, softer more reserved woodgrains and uni colours with hints of grey work best.



A modern stone design, Tivoli Anthracite is a calmer version of natural limestone. An extremely realistic reproduction, the decor appears as though it has many small perforations on the surface.



**Tivoli Anthracite**  
**F293 ST82**

**38**  
mm

**Suggested doors**

Tivoli Anthracite is modern and versatile, but works particularly well with doors which feature elements of white.





The extremely versatile Valetta Graphite has the appearance of neutral, fine granite with shades from white to grey and features appealing, distinctive light and dark veins.



**Valetta Graphite**  
**F392 ST82**


38  
mm

50  
mm




**Suggested doors**

Works well with plain white and white influenced woodgrains, this worktop is also complimented by light and rich wood tones such as Maple and Acacia.



The 3D effect and rugged appearance of Red Brown Leon Slate creates a finish which is very realistic and gives a feeling of durability. The earthy tones of the slate bring a sense of warmth to a kitchen.




**Red Brown Leon Slate**  
**F273 ST82**

**38**  
mm

**Suggested doors**

Creams, beiges and brown toned woodgrains and uni colours work best with Red Brown Leon Slate, emphasising its earthy and warmer shades.






This black-brown granite design features a sandblasted effect texture with black and brown markings making it a popular choice for both modern and more traditional kitchens.

**Magna Black**  
**F270 ST82**

**38**  
mm

**Suggested doors**

As a worktop with a fairly strong character it works best with earthy coloured doors (from light to dark) which pick out the markings within the worktop.



With subtle flecks of white and beige-brown, this sophisticated granite is a popular choice for those wanting a modern look which also has longevity.



**Sonora Black**  
**F042 ST70**

**38**  
mm

**Suggested doors**

The subtle flecks of colour in this worktop lend themselves to combinations with almost all woodgrains, but also white and beige uni colours.





\_ STONE. MID TO DARK TONES

This best selling granite effect is a timeless classic with widespread appeal. It is modern, fairly neutral and a popular choice for the demands of a busy kitchen.



### **Black Granite** **F040 ST72**

38  
mm

50  
mm

#### **Suggested doors**

A wide range of doors from light to dark woodgrains, as well as light toned uni colours compliment Black Granite.





Even more modern than Black Granite, this sophisticated, textured worktop works well in a contemporary kitchen and creates an eye-catching abstract stone effect.



**Black**  
**U999 ST82**

**38**  
mm

#### Suggested doors

Highly versatile, this black worktop combines well with all uni colours and a wide range of woodgrains.



## WOODGRAIN

### LIGHT TO MID TONES

CREATING A **BRIGHT AND OPEN FEELING OF SPACE**, LIGHT TO MID WOODGRAIN TONES HELP TO MAXIMISE THE SPACE IN EVEN THE SMALLEST OF KITCHENS, AND WORK WELL WITH A WIDE RANGE OF DOOR COLOURS.







**F905 ST22**  
Brown Malawi



Combining rustic with the exotic, this driftwood design has a contemporary yet versatile look, without being too garish. The linear design and brushed texture compliments the natural and organic nature of the design.




**Brown Malawi**  
**F905 ST22**

38  
mm

**Suggested doors**

Doors which have brown-grey or green-grey tones offer a sophisticated palette to contrast with, yet compliment its rustic nature.



A modern classic with lasting appeal, this walnut's warm character is highly versatile. A contemporary alternative to the more traditional beech worktops, this luxurious woodgrain is perfect for adding a feeling of depth to any kitchen.





### Walnut Butcher Block H3739 ST15

38  
mm

50  
mm

#### Suggested doors

With a fairly strong character this worktop combines particularly well with white, cream and green-grey doors.






## WOODGRAIN

### MID TO DARK TONES

MID TO DARK WOODGRAIN TONES OFFER A [HIGH QUALITY APPEARANCE](#) AND REQUIRE MINIMAL MAINTENANCE – PERFECT FOR THOSE WITH BUSY LIFESTYLES. CONTRASTED WITH BRIGHT WHITES AND CREAMS OR SOFTENED WITH WARMER UNI COLOURS, THE EXPRESSIVE NATURE OF THESE WOODGRAINS WILL NOT DISAPPOINT.







**H309** ST9  
Brown Dakota Oak

Those who consider themselves individuals and are looking to make a bold statement will appreciate the colourful and expressive nature of this worktop. Appealing, rich and luxurious tones give a touch of elegance and sophistication.






**Dark Plum Butcher Block**  
**H047 ST15**

**38**  
mm

**Suggested doors**

Although bold in nature, this worktop is versatile and equally effective when used with white and creams or aubergines and greys for a more striking contrast.





**H047** ST15  
Dark Plum Butcher Block



A rich, dark and sumptuous woodgrain with homely, inviting tones which exude warmth. This design offers an air of sophistication, while remaining down to earth.






**Afzelia Butcher Block**  
**H178 ST9**

**38**  
mm

**Suggested doors**

Uni colours in white and beige are best suited to this woodgrain. Warmer tones also work well and emphasise the rich and dark nature of the product.



Contemporary in character, this high quality dark oak includes sapwood pieces within the woodgrain, giving a rustic edge to its stylish appearance.






**Brown Dakota Oak**  
**H309 ST9**

38  
mm

50  
mm

**Suggested doors**

Bright whites provide a stark modern contrast to this woodgrain. Off-whites and creams also work well, offering a more harmonious contrast.





**Platinum White**  
**W980** ST82

38  
mm



**Aurora Bianco**  
**F166** ST9

38  
mm

50  
mm



**Avalon Cream**  
**F334** ST70

38  
mm



**Arkosa Sand**  
**F276** ST9

38  
mm



**Trento Grey-Beige**  
**F133** ST82

38  
mm

50  
mm



**Valetta Sand**  
**F390** ST82

38  
mm



**Isodora Beige**  
**F326** ST82

38  
mm



**Lazio Anthracite**  
**F213** ST70

38  
mm



**Tivoli Anthracite**  
**F293** ST82

38  
mm



**Valetta Graphite**  
**F392** ST82

38  
mm

50  
mm



**Red Brown Leon Slate**  
**F273** ST82

38  
mm



**Magna Black**  
**F270** ST82

38  
mm



**Sonora Black**  
**F042** ST70

38  
mm



**Black Granite**  
**F040** ST72

38  
mm

50  
mm



**Black**  
**U999** ST82

38  
mm



**Brown Malawi**  
**F905** ST22

38  
mm



**Walnut Butcher Block**  
**H3739** ST15

38  
mm

50  
mm



**Dark Plum Butcher Block**  
**H047** ST15

38  
mm



**Afzelia Butcher Block**  
**H178** ST9

38  
mm



**Brown Dakota Oak**  
**H309** ST9

38  
mm

50  
mm

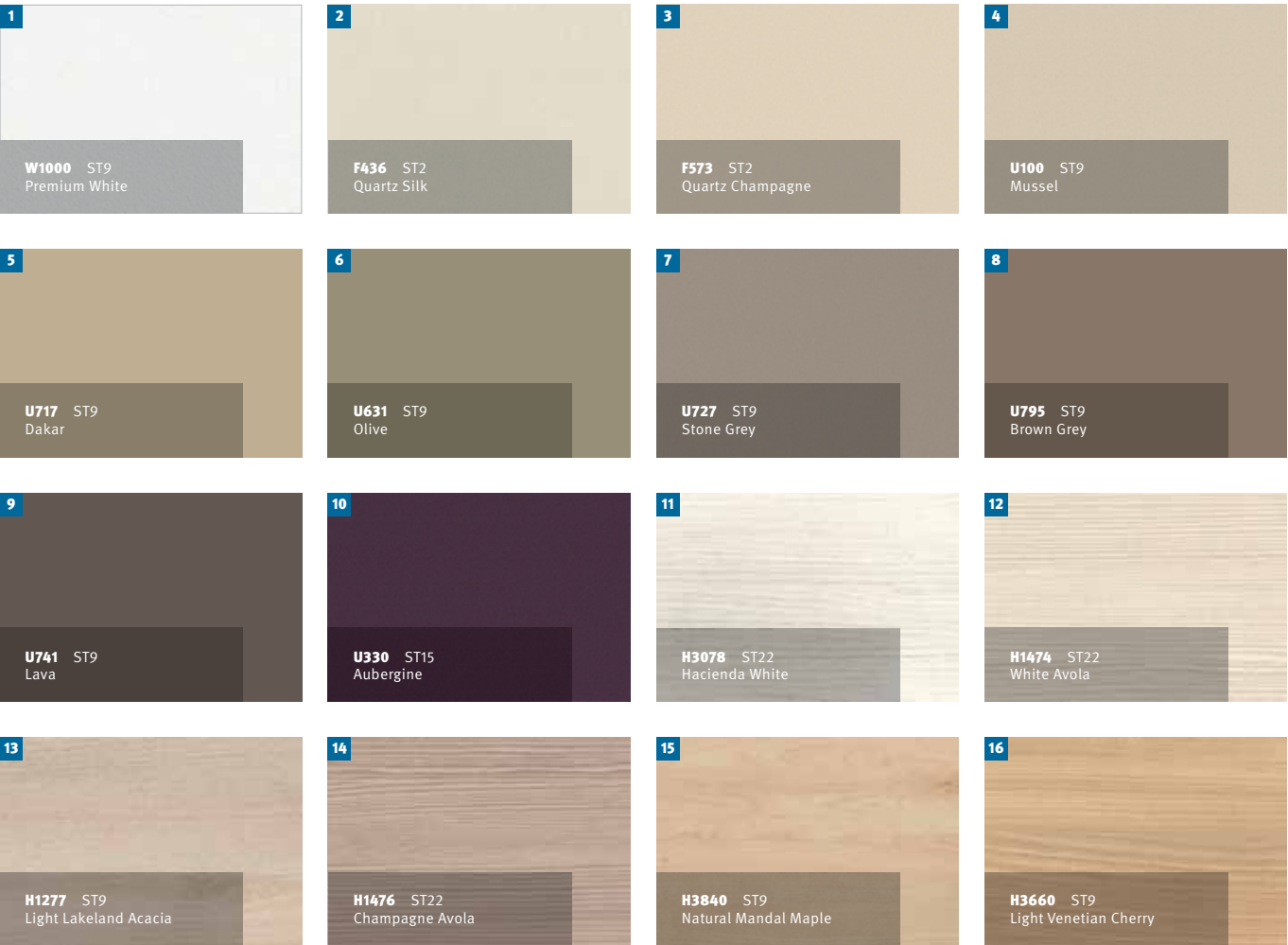


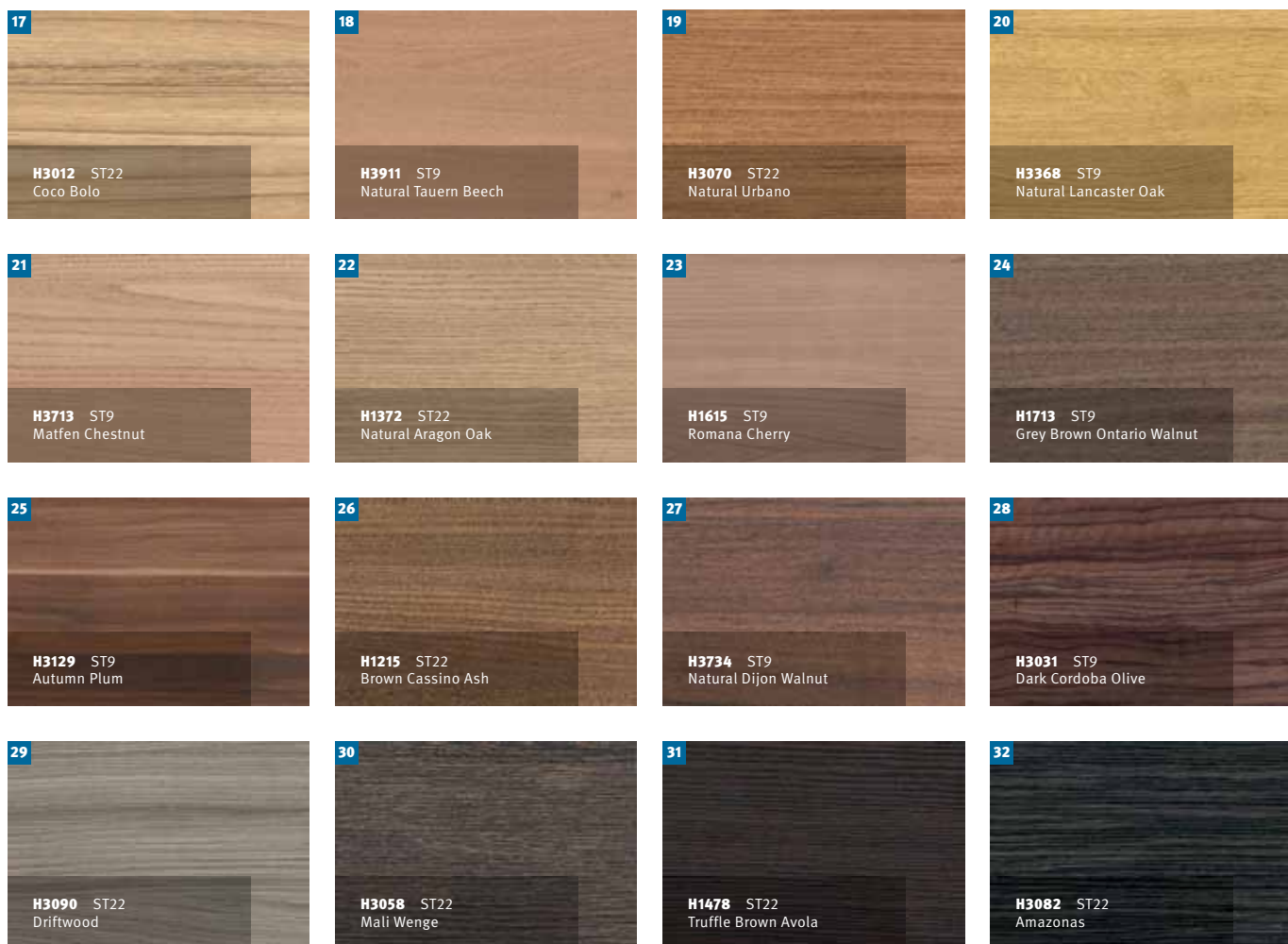


# DESIGN WITH INTELLIGENCE

## WORKTOPS DESIGNED WITH THE LATEST AND MOST POPULAR DOOR TRENDS IN MIND

THE DOOR SUGGESTIONS THROUGHOUT THIS BROCHURE FEATURE DECORS FROM THE [EGGER UK MFC COLLECTION](#).







## CO-ORDINATING PRODUCTS

CREATING CLEAN, FLUID LINES FROM WORKTOP TO WALL, THESE PRODUCTS GIVE YOUR KITCHEN THE PERFECT FINISHING TOUCH

AVAILABLE IN MATCHING DECORS AND TEXTURES, EGGER'S UPSTANDS AND SPLASHBACKS PROVIDE YOUR KITCHEN WITH THE ICING ON THE CAKE. USED AS [AN ALTERNATIVE OR ACCOMPANIMENT TO TILING](#), THEY CREATE CLEAN, UNCLUTTERED LINES AND A SENSE OF HARMONY IN THE KITCHEN.



### EGGER Upstands

Used as either a contemporary alternative, or a stylish accompaniment to tiling, EGGER Upstands provide additional protection from water ingress to the back edge of the worktop. Available to order in all 20 matching decors.

Dimensions 3000 mm x 120 mm x 19 mm  
(postformed radius)



Upstand  
profile



### **EGGER Splashbacks**

A stylish alternative to tiling, the easy to fit EGGER Splashback requires no grouting and is simple to look after and maintain – perfect for those wanting minimal hassle and upkeep. Available to order in all 20 matching decors.

Dimensions 3020 mm x 1210 mm x 8 mm



Splashback  
profile



## EGGER QUALITY WORKTOPS

WE PRIDE OURSELVES ON BEING A LEADING BRAND WHEN IT COMES TO PRODUCT QUALITY

BOTH OUR 38 MM EUROSPAN® WORKTOPS AND 50 MM EUROLIGHT® WORKTOPS HAVE ACHIEVED THE HIGHLY REGARDED **FIRA GOLD AWARD**, ASSURING YOU OF THE HIGHEST QUALITY LAMINATE WORKTOPS. WE ARE SO CONFIDENT ABOUT THE QUALITY OF OUR WORKTOPS THAT THEY ALL COME WITH A **TEN YEAR GUARANTEE**.



Unlike other worksurfaces like granite or timber, our laminate worktops are **incredibly easy to look after**, requiring no regular maintenance or repair.

### Stain resistance

Even the toughest stains are no match for our worktops. Everyday stains like coffee, red wine, curry and shoe polish are all easily removed with a damp cloth and mild surface cleaner.

### Impact resistance

From time to time, heavy objects can fall out of cupboards... Our high density worktops are designed to withstand such impacts.

### Heat resistance

As our worktops are naturally located in close proximity to the heat of ovens and microwaves, we rigorously test the surfaces up to 180°C to ensure they are up to the job.

### Scratch resistance


Our highly durable laminate surfaces are designed to cope with the daily demands of a busy family kitchen.

### Lightfastness

Compared to real timber, our laminate worktops are significantly less prone to fading and changes in colour due to long-term exposure with direct sunlight.

Both our EUROLIGHT® and EUROSPAN® worktops have been awarded the prestigious FIRA Gold Award, reflecting their unrivalled quality, which comes from our rigorous testing to the highest standards.







FRITZ EGGER GmbH & Co. OG

Holzwerkstoffe

Weiberndorf 20

6380 St. Johann in Tirol

Austria

**T** +43 50 600-0

**F** +43 50 600-10111

info-sjo@egger.com

**www.egger.co.uk**

EGGER (UK) Limited

Anick Grange Road

Hexham, Northumberland

NE46 4JS

United Kingdom

**T** +44 1434 613359

**F** +44 1434 605103

info.uk@egger.com

Sample Hotline:

**T** +44 1434 613304