



Looking for a great deal?

Look no further as you've just found it!

Suppliers of great quality property improvement products

Heating Collection





Heating Collection

Comfort and relaxation should continue after you've stepped out of the shower. That means no arctic temperatures, no frozen floors, and definitely no soggy towels. Luckily, our heating has it covered with a choice of radiators, towel warmers and electric heating — giving you a little extra help when it comes to early starts and frosty mornings. Those in trend mode will love our selection of matt and metallic finishes, which require less maintenance, making them suitable for busy family homes. Our stylish variety of heating valves and elements also allow you to accessorise radiators to your taste.

Don't miss

Luxury Victorian and Edwardian towel rails, designed to make a statement, **see page 259**

The new Michelle Radiator, embellished with copper for a touch of modern glamour, **see page 241**

Finding your BTU

A BTU (British Thermal Unit) rating refers to the amount of heat released each hour by a radiator or towel rail. The number specified is the number required to heat your room sufficiently. The higher the BTU, the higher the heat output — a BTU of 5154 (per hour) will accommodate large rooms, while a BTU of 603 is better for heating items found in bathrooms, such as towels.


Electric radiators are operated by a heating element that's measured in watts. Standard elements heat your space at an optimum temperature (usually between 65-80°); while thermostatic elements allow you to set a desired temperature and gradually works up to that temperature in increments.

We recommend consulting your plumber if you're not sure which BTU or heating element is best for your home.

NEW



NEW



NEW



Fusion

W324 H1800. Output 4565 Btu/hr.
Pipe centres 324mm.

F03829 White

£345

F03828 Anthracite

£345



Contour

F03827 W450 H1775. Output 2436 Btu/hr.

Pipe centres 450mm. Anthracite

£285



Baron

W360 H1800. Output 2604 Btu/hr.
Pipe centres 360mm.

F03831 White

£215

F03830 Anthracite


£215

Please note: Pipe centre measurements are from thread to thread only. We recommend that you wait until you receive the product before commencing any work. We cannot be held responsible for any work undertaken based on the information shown.

NEW



NEW



Strand

W400 H1800. Output 1979 Btu/hr. Pipe centres 400mm.

F03822 White F03821 Anthracite

F03810 Towel rail (chrome)

£315

£45

W500 H1800. Output 2474 Btu/hr. Pipe centres 500mm.

F03824 White F03823 Anthracite

F03811 Towel rail (chrome)

£335

£50

W600 H1800. Output 2969 Btu/hr. Pipe centres 600mm.

F03826 White F03825 Anthracite

F03812 Towel rail (chrome)

£355

£55



Muse

F03867 W500 H1800. Output 3032 Btu/hr.

Pipe centres 499mm. Anthracite

£255

NEW



NEW



Vibe Single

W224 H1600. Output 1457 Btu/hr. Pipe centres 224mm.

F03782 White

F03780 Anthracite

£145

W376 H1600. Output 2430 Btu/hr. Pipe centres 376mm.

F03790 White

F03788 Anthracite

£195

W525 H1600. Output 3401 Btu/hr. Pipe centres 525mm.

F03799 White

F03797 Anthracite

£255

W224 H1800. Output 1626 Btu/hr. Pipe centres 224mm.

F03786 White

F03784 Anthracite

£155

W376 H1800. Output 2710 Btu/hr. Pipe centres 376mm.

F03794 White

F03792 Anthracite

£215

W525 H1800. Output 3794 Btu/hr. Pipe centres 525mm.

F03803 White

F03801 Anthracite

£290

Vibe Double

W224 H1600. Output 2814 Btu/hr. Pipe centres 224mm.

F03781 White

F03779 Anthracite

£215

W376 H1600. Output 4691 Btu/hr. Pipe centres 376mm.

F03789 White

F03787 Anthracite

£310

W525 H1600. Output 6567 Btu/hr. Pipe centres 525mm.

F03798 White

F03796 Anthracite

£415

W224 H1800. Output 3151 Btu/hr. Pipe centres 224mm.

F03785 White

F03783 Anthracite

£235

W376 H1800. Output 5253 Btu/hr. Pipe centres 376mm.

F03793 White

F03791 Anthracite

£365

W525 H1800. Output 7086 Btu/hr. Pipe centres 525mm.

F03802 White

F03800 Anthracite

£490

Please note: Pipe centre measurements are from thread to thread only. We recommend that you wait until you receive the product before commencing any work. We cannot be held responsible for any work undertaken based on the information shown.



Rome

F03879 287W 1800H. Output 4841 Btu/hr.
 Pipe centres 287mm. White **£315**
 F03880 376W 1800H. Output 6454 Btu/hr.
 Pipe centres 376mm. White **£415**



Adare

W377 H1500. Output 4349 Btu/hr.
 Pipe centres 377mm.
 F03816 White **£275**
 F03815 Anthracite **£275**
 W377 H1800. Output 5219 Btu/hr.
 Pipe centres 377mm.
 F03818 White **£275**
 F03817 Anthracite **£275**



Kenmare

W853 H600. Output 4076 Btu/hr.
 Pipe centres 853mm.
 F03820 White **£355**
 F03819 Anthracite **£355**
 W1210 H600. Output 5223 Btu/hr.
 Pipe centres 1210mm.
 F03814 White **£490**
 F03813 Anthracite **£490**



Bordeaux

F03721 W353 H1800. Output 7248 Btu/hr. Pipe centres 353mm.
White

£415



Bordeaux with mirror

F03866 W500 H1800. Output 3031 Btu/hr. Pipe centres 499mm.
White

£315

Please note: Pipe centre measurements are from thread to thread only. We recommend that you wait until you receive the product before commencing any work. We cannot be held responsible for any work undertaken based on the information shown.



Sloane

W354 H1800. Output 5154 Btu/hr. Pipe centres 354mm.

F03871 White

F03870 Anthracite

£365

£415




Sloane with mirror

F05816 W381 H1800. Output 4705 Btu/hr. Pipe centres 381mm.

Anthracite

£595



Shino

F03878 W400 H1800. Output 1553 Btu/hr.
Pipe centres 400mm. Chrome **£435**



Linear

W360 H1800. Output 4640 Btu/hr.
Pipe centres 360mm.
F05821 High Gloss Black **£425**
F05828 High Gloss Silver **£435**
F05831 Output 4176 Btu/hr. White **£405**



Zenith

F03873 W300 H1800. Output 1459 Btu/hr.
Pipe centres 300mm. Chrome **£345**
F03872 Output 2168 Btu/hr. Anthracite **£255**
F03875 W450 H1800. Output 2188 Btu/hr.
Pipe centres 450mm. Chrome **£465**
F03874 Output 3253 Btu/hr. Anthracite **£365**

Please note: Pipe centre measurements are from thread to thread only. We recommend that you wait until you receive the product before commencing any work. We cannot be held responsible for any work undertaken based on the information shown.



Wave

F05818 W413 H1800. Output 4299 Btu/hr.
Pipe centres 503mm. Anthracite **£405**




Geneva

W420 H1800. Output 2043 Btu/hr.
Pipe centres 420mm.
F03745 White **£385**
F03744 Anthracite **£425**



Mistral

F03751 W598 H800. Output 1531 Btu/hr.
Pipe centres 484mm. Chrome **£395**




Alide

F03719 W464 H1600. Output 1845 Btu/hr.
Pipe centres 415mm. Anthracite **£425**



Modo

W470 H1800. Output 3414 Btu/hr.
Pipe centres 470mm.
F03876 Anthracite **£445**
F03877 White **£415**



Alto

F05128 W464 H2000. Output 3800 Btu/hr.
Pipe centres 464mm. White **£465**
F03720 W430 H2000. Output 1911 Btu/hr.
Pipe centres 430mm. Anthracite **£465**
Towel Rail (Only suitable for the white radiator)
F05126 White **£135**
F05127 Chrome **£135**


Please note: Pipe centre measurements are from thread to thread only. We recommend that you wait until you receive the product before commencing any work. We cannot be held responsible for any work undertaken based on the information shown.



Venture

- F03890 W600 H800. Output 1740 Btu/hr. Pipe centres 520mm. Chrome
- F03891 W800 H798. Output 2228 Btu/hr. Pipe centres 718mm. Chrome
- F03889 W998 H800. Output 2744 Btu/hr. Pipe centres 918mm. Chrome

£310
£350
£445



Rondo

W300 H1500. Output 1186 Btu/hr.
Pipe centres 300mm.

- F03761 White **£190**
- F03759 Anthracite **£210**
- F03760 Output 835 Btu/hr. Chrome **£275**



Bellisi

- F03868 W604 H600. Output 1105 Btu/hr. Pipe centres 604mm. Chrome
- F03869 W984 H600. Output 1796 Btu/hr. Pipe centres 984mm. Chrome

£315
£415

NEW



NEW




Incorner

F05997 W350 H1005. Output 1863 Btu/hr.
Pipe centres 365mm (from corner). Modern Grey

£385

F05998 W350 H1545. Output 2757 Btu/hr.
Pipe centres 365mm (from corner). Modern Grey

£470



Outcorner

F05999 W300 H1005. Output 1866 Btu/hr.
Pipe centres 195mm (from corner). Modern Grey


£345

F06000 W300 H1545. Output 2726 Btu/hr.
Pipe centres 195mm (from corner). Modern Grey

£430

Please note: Pipe centre measurements are from thread to thread only. We recommend that you wait until you receive the product before commencing any work. We cannot be held responsible for any work undertaken based on the information shown.

NEW



Michelle

F06025 W500 H1200. Output 2462 Btu/hr.
Pipe centres 50mm. Nickle Gloss Copper

£525

NEW



Swale

F05996 W465 H1244. Output 2538 Btu/hr.
Pipe centres 50mm. Metallic Black

£355

NEW



NEW



Alex

F06003 W500 H760. Output 1419 Btu/hr.
Pipe centres 470mm. Modern Grey

£260

F06004 W500 H1140. Output 2016 Btu/hr.
Pipe centres 470mm. Modern Grey

£320

F06005 W500 H1580. Output 2705 Btu/hr.
Pipe centres 470mm. Modern Grey

£375



Easy

F06006 W200 H960. Output 638 Btu/hr.
Pipe centres 160mm. Sparkling Gravel

£345

F06007 W200 H1280. Output 856 Btu/hr.
Pipe centres 160mm. Sparkling Gravel

£395

F06008 W200 H1600. Output 1071 Btu/hr.
Pipe centres 160mm. Sparkling Gravel

£460

Please note: Pipe centre measurements are from thread to thread only. We recommend that you wait until you receive the product before commencing any work. We cannot be held responsible for any work undertaken based on the information shown.

NEW



Sleek

F03809 W500 H800. Output 1068 Btu/hr.
Pipe centres 450mm. Chrome **£265**

NEW



Sphere

F03808 W500 H900. Output 1077 Btu/hr.
Pipe centres 100mm. Chrome **£255**

NEW



Stride

F03840 W500 H800. Output 1269 Btu/hr.
Pipe centres 468mm. Stainless Steel **£215**

F03842 W600 H800. Output 1523 Btu/hr.
Pipe centres 568mm. Stainless Steel **£215**

F03841 W500 H1200. Output 1819 Btu/hr.
Pipe centres 468mm. Stainless Steel **£310**

F03843 W600 H1200. Output 2183 Btu/hr.
Pipe centres 568mm. Stainless Steel **£310**



Garda

W550 H1080. Output 2122 Btu/hr. Pipe centres 80mm.

F03863 Anthracite

F03865 White

F03864 Output 1273 Btu/hr. Chrome

£315

£315

£385

Ripple

F03756 W600 H1200. Output 1137 Btu/hr.

Pipe centres 380mm. Chrome

£425



Chic

F03727 W450 H750. Output 563 Btu/hr.
Pipe centres 420mm. Chrome **£395**

F03726 W450 H1150. Output 998 Btu/hr.
Pipe centres 420mm. Chrome **£535**



Samba

F03762 W700 H1200. Output 858 Btu/hr.
Pipe centres 355mm. Chrome **£425**



Riva

F03860 W500 H950. Output 1022 Btu/hr.
Pipe centres 462mm. Chrome. **£315**

F03859 W500 H1300. Output 1455 Btu/hr.
Pipe centres 462mm. Chrome **£340**



Flare

F03856 W450 H1200. Output 1288 Btu/hr.
Pipe centres 350mm. Chrome. **£295**

F03857 W550 H1200. Output 1488 Btu/hr.
Pipe centres 500mm. Chrome. **£330**

F03858 W600 H1200. Output 1589 Btu/hr.
Pipe centres 550mm. Chrome. **£365**

Cool

F03728 W500 H1100. Output 603 Btu/hr.
Pipe centres 75mm. Chrome **£265**

Burj

F03723 W470 H900. Output 603 Btu/hr.
Pipe centres 62mm. Chrome **£380**

F03724 W500 H1200. Output 905 Btu/hr.
Pipe centres 62mm. Chrome **£535**

Please note: Pipe centre measurements are from thread to thread only. We recommend that you wait until you receive the product before commencing any work. We cannot be held responsible for any work undertaken based on the information shown.



Karla

F03855 W500 H800. Output 1032 Btu/hr. Pipe centres 450mm.
Chrome

£325

F03854 W500 H1100. Output 1386 Btu/hr. Pipe centres 450mm.
Chrome

£365



Harrow

F03851 W450 H1200. Output 802 Btu/hr. Pipe centres 410mm.
Chrome

£315

F03852 W600 H1200. Output 932 Btu/hr. Pipe centres 560mm.
Chrome

£340



Right hand shown



Olympus

F03853 W450 H900. Output 1010 Btu/hr.
Pipe centres 410mm. Chrome

£365



Piazza

F03862 W500 H745. Output 899 Btu/hr.
Pipe centres 450mm. Chrome.

£315

F03861 W500 H1150. Output 1407 Btu/hr.
Pipe centres 450mm. Chrome.

£365



Softcube Plus

W610 H1210. Output 2150 Btu/hr.
Pipe centres 50mm.

White	LH F05135	RH F05137	£625
Anthracite	LH F05136	RH F05138	£725

W610 H1610. Output 2960 Btu/hr.
Pipe centres 50mm.

White	LH F05139	RH F05141	£725
Anthracite	LH F05140	RH F05142	£835

Please note: Pipe centre measurements are from thread to thread only. We recommend that you wait until you receive the product before commencing any work. We cannot be held responsible for any work undertaken based on the information shown.



Flat central heating towel warmer

W450 H700. Pipe centres 405mm.

F03764 Output 688 Btu/hr. Chrome **£105**

F03765 Output 1046 Btu/hr. White **£65**

F03772 W600 H700. Output 846 Btu/hr.

Pipe centres 555mm. Chrome **£135**

F03771 W500 H825. Output 921 Btu/hr.

Pipe centres 455mm. Chrome **£175**

F03777 W600 H825. Output 1056 Btu/hr.

Pipe centres 555mm. Chrome **£185**

W450 H1100. Pipe centres 405mm.

F03766 Output 1028 Btu/hr Chrome **£155**

F03767 Output 1563 Btu/hr White **£130**

F03773 W600 H1100. Output 1253 Btu/hr.

Pipe centres 555mm. Chrome **£145**

F03769 W500 H1350. Output 1369 Btu/hr.

Pipe centres 455mm. Chrome **£230**

F03774 W600 H1350. Output 1556 Btu/hr.

Pipe centres 555mm. Chrome **£255**

F03768 W450 H1500. Output 1395 Btu/hr.

Pipe centres 405mm. Chrome **£255**

F03775 W600 H1500. Output 1699 Btu/hr.

Pipe centres 555mm. Chrome **£275**

F03770 W500 H1700. Output 1741 Btu/hr.

Pipe centres 455mm. Chrome **£320**

F03776 W600 H1700. Output 1981 Btu/hr.

Pipe centres 555mm. Chrome **£340**

Radiator Valves



F03694 Corner thermostatic radiator valve **£45**



Thermostatic lockshield radiator valves

F03688 Angled (per pair)

£40

F03698 Straight (per pair)

£40



Minimalist radiator valves

F05834 Angled (per pair)

£70

F05835 Straight (per pair)

£70



Square radiator valves

F03695 Angled (per pair)

£50

F03696 Straight (per pair)

£50



Traditional radiator valves

F03689 Angled (per pair)

£55

F03690 Straight (per pair)

£55



Standard radiator valves

F03693 Angled (per pair)

£30

F03697 Straight (per pair)

£30



Curved central heating towel warmer

F03729	W450 H700. Output 693 Btu/hr. Pipe centres 405mm. Chrome	£90
F03735	W600 H700. Output 852 Btu/hr. Pipe centres 555mm. Chrome	£90
F03734	W500 H825. Output 928 Btu/hr. Pipe centres 455mm. Chrome	£105
F03740	W600 H825. Output 1064 Btu/hr. Pipe centres 555mm. Chrome	£155
F03730	W450 H1100. Output 1035 Btu/hr. Pipe centres 405mm. Chrome	£110
F03736	W600 H1100. Output 1262 Btu/hr. Pipe centres 555mm. Chrome	£130
F03732	W500 H1350. Output 1379 Btu/hr. Pipe centres 455mm. Chrome	£240
F03737	W600 H1350. Output 1568 Btu/hr. Pipe centres 555mm. Chrome	£255
F03731	W450 H1500. Output 1405 Btu/hr. Pipe centres 405mm. Chrome	£255
F03738	W600 H1500. Output 1712 Btu/hr. Pipe centres 555mm. Chrome	£275
F03733	W500 H1700. Output 1754 Btu/hr. Pipe centres 455mm. Chrome	£340
F03739	W600 H1700. Output 1996 Btu/hr. Pipe centres 555mm. Chrome	£350

NEW



Why choose an aluminium radiator?
 Their incredible heat output makes them five times more efficient than steel. This means aluminium radiators don't have to be switched on for long lengths of time to heat a room. They're also surprisingly lightweight.



NEW



Valore

F03806 W280 H1800. Output 2876 Btu/hr. Pipe centres 280mm. White

£255

F03846 W375 H1800. Output 3300 Btu/hr. Pipe centres 375mm. White

£315

F03847 W470 H1800. Output 4125 Btu/hr. Pipe centres 470mm. White

£375

Emme

F03848 W560 H600. Output 2868 Btu/hr. Pipe centres 560mm. White

£285

F03849 W748 H600. Output 3824 Btu/hr. Pipe centres 748mm. White

£340


F03850 W936 H600. Output 4780 Btu/hr. Pipe centres 936mm. White

£375

NEW



NEW



Alex Electric

F06009 W500 H760. Output 1364 Btu/hr. Supplied with 400 watt element capable of wireless IR communication. Modern Grey **£415**

F06010 W500 H1140. Output 2047 Btu/hr. Supplied with 600 watt element capable of wireless IR communication. Modern Grey **£485**

F06011 W500 H1580. Output 2729 Btu/hr. Supplied with 800 watt element capable of wireless IR communication. Modern Grey **£565**



Easy Electric

F06012 W200 H960. Output 682 Btu/hr. Supplied with 200 watt element capable of wireless IR communication. Sparkling Gravel **£510**

F06013 W200 H1280. Output 1023 Btu/hr. Supplied with 300 watt element capable of wireless IR communication. Sparkling Gravel **£575**

F06014 W200 H1600. Output 1023 Btu/hr. Supplied with 300 watt element capable of wireless IR communication. Sparkling Gravel **£645**

Please note: Pipe centre measurements are from thread to thread only. We recommend that you wait until you receive the product before commencing any work. We cannot be held responsible for any work undertaken based on the information shown.

NEW



Vetro Stone

W500 H1000. Output 2388 Btu/hr. Supplied with 700 watt element capable of wireless IR communication.

F06018 Travertine

£1,275

F06017 Slate Grey

£1,275

500mm Towel rail

F06019 Polished stainless steel

£125

F06020 Brushed stainless steel

£125



Ellipse

F03543 W500 H1100. Supplied with 250 watt heating element fitted. Chrome

£275



Plane

F03542 400W 700H. Supplied with 150 watt heating element fitted. Chrome

£215



MOA Round Bluetooth Heating Elements

200 watt heating element and T-piece.

F05977 Chrome F05978 Black

£215

400 watt heating element and T-piece.

F05980 Chrome F05981 Black

£215

600 watt heating element and T-piece.

F05982 Chrome F05983 Black

£215

800 watt heating element and T-piece.

F05984 Chrome F05979 Black

£215



KTX4 Square Bluetooth Heating Elements

200 watt heating element and T-piece.

F05985 Chrome F05986 Black

£255

400 watt heating element and T-piece.

F05987 Chrome F05988 Black

£255

600 watt heating element and T-piece.

F05989 Chrome F05990 Black

£255

800 watt heating element and T-piece.

F05991 Chrome F05992 Black

£255



TTIR Infra-Red Programmer

F05995 Works wirelessly with IR capable heating elements. White

£160



DTIR Infra-Red Controller

Works wirelessly with IR capable heating elements.

F05993 White

£100

F05994 Silver

£100



F05811 Chrome 300 watt thermostatic heating element

£165

F05812 Chrome 600 watt thermostatic heating element

£175

F03778 200 watt element chrome

£60

F03795 400 watt element chrome

£65

F03804 600 watt element chrome

£70

F03805 800 watt element chrome

£75

Our Bluetooth systems programme your heating through a friendly app, offering precise control over your radiator and room's temperature.

Infra-Red systems time heating around your daily or weekly schedule, while different modes and temperature zones allow you to manage multiple heating elements.

Create a luxury hotel-vibe with these frameless glass radiators



Electric detail

Vetro Frame

F06026 W500 H1000. Output 1621 Btu/hr. Pipe centres 450mm. Mirror

£665

Vetro Frame Electric

F06029 W500 H1000. Output 2388 Btu/hr. Supplied with 700 watt element capable of wireless IR communication. Mirror

£795



Electric detail

Vetro Horizontal

F06027 W800 H600. Output 2167 Btu/hr. Pipe centres 500mm. White

£615

F06028 W1000 H600. Output 2661 Btu/hr. Pipe centres 500mm. White

£680

Vetro Horizontal Electric

F06030 W800 H600. Output 2047 Btu/hr. Supplied with 600 watt element capable of wireless IR communication. White

£765

F06031 W1000 H600. Output 2729 Btu/hr. Supplied with 800 watt element capable of wireless IR communication. White

£945

Please note: Pipe centre measurements are from thread to thread only. We recommend that you wait until you receive the product before commencing any work. We cannot be held responsible for any work undertaken based on the information shown.

NEW



Blenheim

F03845 W574 H1362. Output 2574 Btu/hr. Pipe centres 501mm
Chrome/White **£315**

NEW



Howard

F03844 W574 H1500. Output 2736 Btu/hr. Pipe centres 429mm
Chrome/White **£575**

Please note: Pipe centre measurements are from thread to thread only. We recommend that you wait until you receive the product before commencing any work. We cannot be held responsible for any work undertaken based on the information shown.

NEW



Oxford Cast Iron

F06001 W606 H470. Output 2051 Btu/hr. Pipe centres 606mm
RAW Metal

£1,095

F06002 W852 H710. Output 4879 Btu/hr. Pipe centres 852mm
RAW Metal

£1,965

NEW



Holborn

F03807 / F01234

Heated washstand with 500mm 2TH basin. W500 H970.

Output 535 Btu/hr. Pipe centres 318mm.

Chrome

£295



Artistic Radiator Valves

F06015 Lockshield radiator valves with lever. Anthracite

£255

F06016 Thermostatic lockshield radiator valves. Anthracite


£225



Radley

F03887 W493 H963. Output 1668 Btu/hr.
Pipe centres 348mm. Chrome

£395



State

F03884 W683 H778. Output 1835 Btu/hr.
Pipe centres 539mm. Chrome

£465



Academy

F03888 W673 H963. Output 3520 Btu/hr.
Pipe centres 528mm. Chrome

£345



Empire

F03882 W673 H963. Output 1985 Btu/hr.
Pipe centres 528mm. Chrome

£415



Charter

F03886 W673 H966. Output 845 Btu/hr.
Pipe centres 528mm. Chrome

£385



Victorian

F03881 W553 H1130. Output 3275 Btu/hr.
Pipe centres 408mm. Chrome/White

£525



Statton

F03883 W673 H963. Output 1211 Btu/hr.
Pipe centres 528mm. Chrome

£365



Edwardian

F03885 W741 H491. Output 1945 Btu/hr.
Pipe centres 460mm. Chrome/White

£315