

# sink and tap collection



collection



# quality you can bank on

## introducing the sink and tap collection

**Kitchen Sinks are considered an invaluable lifeline.** They provided the water we needed to drink, cook and clean. It's why we're proud to introduce a collection of beautifully practical sinks and taps directly inspired by the world's most famous waterways.

Each sink and tap is named after the river that most closely reflects its unique character and design. From the no-nonsense Wye and dramatic glass-topped Dane, to the fittingly grand Thames, our designers have channelled their passion and expertise to create a collection that truly stands out in terms of style, durability and innovation.





collection

# contents

stainless steel inset sinks	
Ribble .....	06
Wye .....	06
Stour .....	07
Humber .....	07
Mersey .....	07
Don .....	08
Eden .....	08
Medway .....	08
Yarrow .....	09
Medlock .....	09
Clun .....	09
Tamar .....	10
Clyde .....	10
Mite .....	10
Nene .....	11
Avon .....	11
Tyne .....	12
Ock .....	12
Slea .....	12

stainless steel glass / inset sinks			
Fender .....	17	Dane .....	17

stainless steel undermount / inset sinks	
Aire .....	20
Ure .....	20
Dee .....	21
Tay .....	21
Bann .....	21

stainless steel undermount sinks	
Trent .....	24
Derwent .....	24
Colne .....	25
Brett .....	25
Esk .....	26
Weaver .....	26
Twiss .....	26

granite inset sinks	
Winster .....	30
Lymington .....	30
Wraysbury .....	30

granite undermount / inset sinks	
Ouse .....	34
Servern .....	34
Thames .....	34

ceramic sinks	
Bailey .....	38
Lagan .....	38
Witham .....	38
Ashburn .....	40
Webburn .....	40
Liffey .....	41
Dovey .....	41

solid surface sinks	
Amur .....	44
Angara .....	44
Argun .....	44
Aras .....	45
Salween .....	45
Sutlej .....	46
Sakarya .....	46
Sefid .....	46
Hai .....	47
Han .....	47
Hari .....	47
Litani .....	48
Kuni .....	48
Karun .....	49
Kaveri .....	49
Kelani .....	49

taps and accessories	
Lena .....	53
Loire .....	53
Vechte .....	53
Maronne .....	53
Havel .....	54
Regen .....	54
Rega .....	55
Rhone .....	55
Moselle .....	55
Volga .....	55
Sevron .....	56
Vologne .....	56
Lede .....	56
Douze .....	56
Garone .....	57
Mures .....	57
Oka .....	58
Driester .....	58
Belaya .....	59
Seine .....	59
Dnieper .....	59
Douro .....	59
Amanzi .....	61
Chopping Board .....	62
Folding Draining Mat .....	62
Waste Tidy .....	62
Plumbing Kits .....	62



# stainless steel inset sinks


---

Unmistakably sleek and undeniably tough, our stainless steel inset sinks have been designed to perfectly complement your existing kitchen appliances. Manufactured from highly durable 304 grade stainless steel, the newly expanded range includes a host of options to suit every kitchen and budget.



# stainless steel inset sinks

EDEN SINGLE BOWL SINK AND DRAINER SHOWN WITH A REGA CHROME TAP



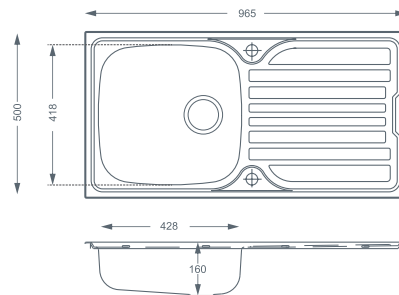
collection



Single Bowl  
Sink and Drainer  
**Ribble**



brushed  
steel



Overall Size: 965mm x 500mm  
Main Bowl Depth: 160mm

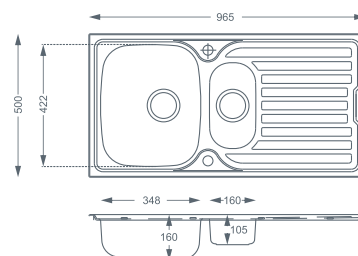
lifetime  
warranty

- Reversible drainer design, ss304 (0.5mm) steel
- Supplied complete with waste, round overflow and fitting clips
- Minimum cabinet width required 500mm, Waste disposal compatible
- Uses UKH039 plumbing kit (see page 62)
- Available in Brushed Steel

One and a Half Bowl  
Sink and Drainer  
**Wye**



brushed  
steel



Overall Size: 965mm x 500mm  
Main Bowl Depth: 160mm  
Half Bowl Depth: 105mm

lifetime  
warranty

- Reversible drainer design, ss304 (0.5mm) steel
- Supplied complete with wastes, round overflow and fitting clips
- Minimum cabinet width required 600mm, Waste disposal compatible
- Uses UKH040 plumbing kit (see page 62)
- Available in Brushed Steel





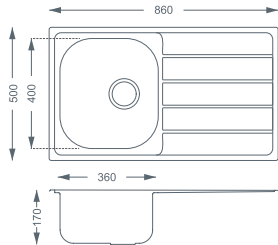
SUPPLIED WITH A SINGLE LEVER MIXER TAP IN CHROME

polished steel



WRAS APPROVED

lifetime warranty



Overall Size: 860mm x 500mm  
Main Bowl Depth: 170mm

- Reversible drainer design, ss304 (0.6mm) steel
- Supplied complete with waste, round overflow and fitting clips
- Minimum cabinet width required 400mm, waste disposal compatible
- Uses UKH039 plumbing kit (see page 62)
- Available in Polished Steel

## Single Bowl Sink and Drainer Stour

Compact Design



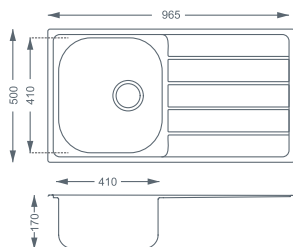
SUPPLIED WITH A SINGLE LEVER MIXER TAP IN CHROME

polished steel



WRAS APPROVED

lifetime warranty



Overall Size: 965mm x 500mm  
Main Bowl Depth: 170mm

- Reversible drainer design, ss304 (0.6mm) steel
- Supplied complete with waste, round overflow and fitting clips
- Minimum cabinet width required 450mm, waste disposal compatible
- Uses UKH039 plumbing kit (see page 62)
- Available in Polished Steel

## Single Bowl Sink and Drainer Humber



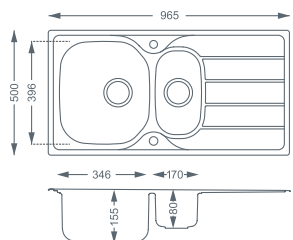
SUPPLIED WITH A SINGLE LEVER MIXER TAP IN CHROME

polished steel



WRAS APPROVED

lifetime warranty



Overall Size: 965mm x 500mm  
Main Bowl Depth: 155mm  
Half Bowl Depth: 80mm

- Reversible drainer design, ss304 (0.6mm) steel
- Supplied complete with wastes, round overflow and fitting clips
- Minimum cabinet width required 600mm, waste disposal compatible
- Uses UKH040 plumbing kit (see page 62)
- Available in Polished Steel

## One and a Half Bowl Sink and Drainer Mersey

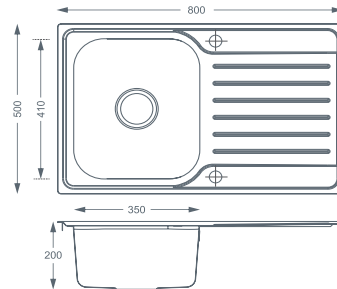
Single Bowl  
Sink and Drainer

# Don

Compact Design



brushed  
steel



Overall Size: 800mm x 500mm  
Main Bowl Depth: 200mm

lifetime  
warranty

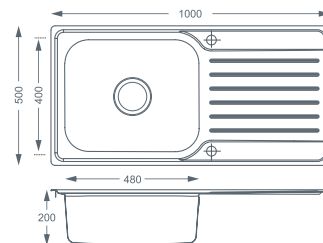
- Reversible drainer design, ss304 (0.8mm) steel
- Supplied complete with waste, hygienic overflow and fitting clips
- Minimum cabinet width required 450mm, Waste disposal compatible
- Uses UKH039 plumbing kit (see page 62)
- Available in Brushed Steel

Single Bowl  
Sink and Drainer

# Eden



brushed  
steel



Overall Size: 1000mm x 500mm  
Main Bowl Depth: 200mm

lifetime  
warranty

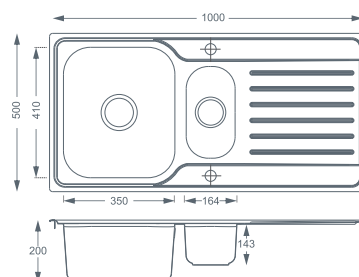
- Reversible drainer design, ss304 (0.8mm) steel
- Supplied complete with waste, hygienic overflow and fitting clips
- Minimum cabinet width required 600mm, Waste disposal compatible
- Uses UKH039 plumbing kit (see page 62)
- Available in Brushed Steel

One and a Half Bowl  
Sink and Drainer

# Medway



brushed  
steel



Overall Size: 1000mm x 500mm  
Main Bowl Depth: 200mm  
Half Bowl Depth: 143mm

lifetime  
warranty

- Reversible drainer design, ss304 (0.8mm) steel
- Supplied complete with wastes, hygienic overflow and fitting clips
- Minimum cabinet width required 600mm, Waste disposal compatible
- Uses UKH040 plumbing kit (see page 62)
- Available in Brushed Steel

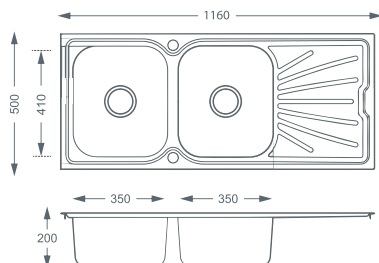


Two Bowl Sink  
and Drainer

# Yarrow



brushed  
steel



Overall Size: 1160mm x 500mm  
Main Bowl Depths: 200mm

lifetime  
warranty

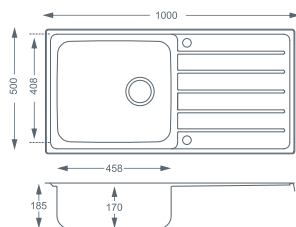
- Reversible drainer design, ss304 (0.5mm) steel
- Supplied complete with wastes, round overflow and fitting clips
- Comes with chrome single lever mixer tap
- Minimum cabinet width required 800mm, Waste disposal compatible
- Uses UKH040 plumbing kit (see page 62)
- Available in Brushed Steel

Single Bowl Sink  
and Drainer

# Medlock



brushed  
steel



Overall Size: 1000mm x 500mm  
Main Bowl Depth: 185mm

lifetime  
warranty

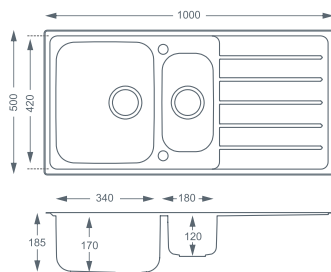
- Reversible drainer design, ss304 (0.7mm) steel
- Supplied complete with waste, hygienic overflow and fitting clips
- Minimum cabinet width required 600mm, Waste disposal compatible
- Uses UKH039 plumbing kit (see page 62)
- Available in Brushed Steel

One and a Half Bowl  
Sink and Drainer

# Clun



brushed  
steel



Overall Size: 1000mm x 500mm  
Main Bowl Depth: 185mm  
Half Bowl Depth: 120mm

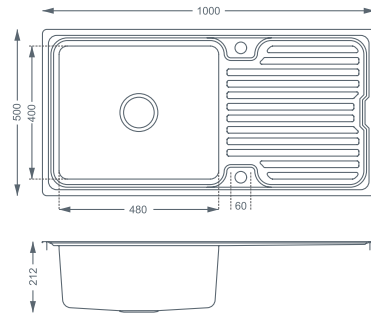
lifetime  
warranty

- Reversible drainer design, ss304 (0.7mm) steel
- Supplied complete with wastes, hygienic overflow and fitting clips
- Minimum cabinet width required 600mm, Waste disposal compatible
- Uses UKH040 plumbing kit (see page 62)
- Available in Brushed Steel

Single Bowl  
Sink and Drainer  
**Tamar**



brushed  
steel



Overall Size: 1000mm x 500mm  
Main Bowl Depth: 212mm

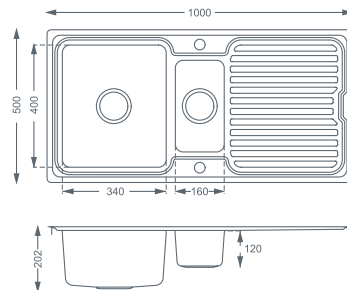
lifetime  
warranty

- LH or RH drainer available, ss304 (0.8mm) steel
- Supplied complete with waste, hygienic overflow and fitting clips
- Minimum cabinet width required 600mm, Waste disposal compatible
- Uses UKH039 plumbing kit (see page 62)
- Available in Brushed Steel

One and a Half Bowl  
Sink and Drainer  
**Clyde**



brushed  
steel



Overall Size: 1000mm x 500mm  
Main Bowl Depth: 202mm  
Half Bowl Depth: 120mm

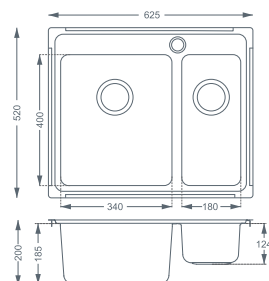
lifetime  
warranty

- LH or RH drainer available, ss304 (0.8mm) steel
- Supplied complete with wastes, hygienic overflow and fitting clips
- Minimum cabinet width required 600mm, Waste disposal compatible
- Uses UKH040 plumbing kit (see page 62)
- Available in Brushed Steel

One and a Half Bowl Sink  
**Mite**



brushed  
steel



Overall Size: 625mm x 520mm  
Main Bowl Depth: 200mm  
Half Bowl Depth: 124mm

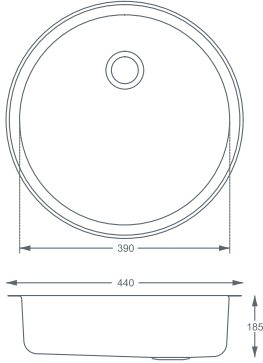
lifetime  
warranty

- LH main bowl design, ss304 (0.8mm) steel
- Supplied complete with wastes, hygienic overflow and fitting clips
- Minimum cabinet width required 600mm, Waste disposal compatible
- Uses UKH040 plumbing kit (see page 62)
- Available in Brushed Steel

## Round Bowl Nene



brushed  
steel



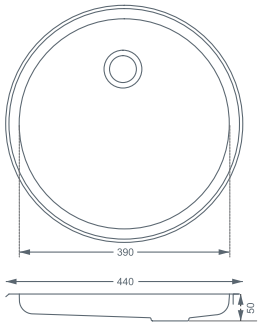
Diameter: 440mm  
Main Bowl Depth: 185mm

lifetime  
warranty

- ss304 (0.8mm) steel
- Supplied complete with waste, overflow and fitting clips
- Minimum cabinet width required 500mm, Waste disposal compatible
- Uses UK-H039 plumbing kit (see page 62)
- Available in Brushed Steel



brushed  
steel



Diameter: 440mm  
Main Drainer Depth: 50mm

lifetime  
warranty

- ss304 (0.8mm) steel
- Minimum cabinet width required 500mm
- Uses UK-H039 plumbing kit (see page 62)
- Available in Brushed Steel

## Round Drainer Avon

NENE ROUND BOWL SINK SHOWN WITH A LEDE CHROME PULL OUT TAP





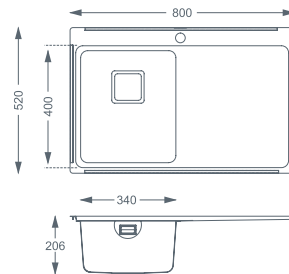
Single Bowl  
Sink and Drainer

# Tyne

Compact Design



brushed  
steel



Overall Size: 800mm x 520mm  
Main Bowl Depth: 206mm

lifetime  
warranty

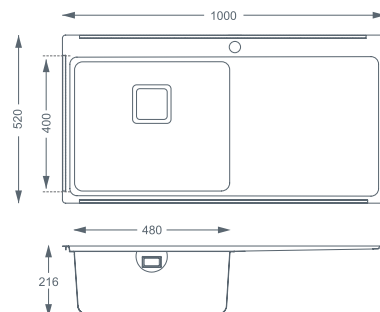
- LH or RH drainer available, ss304 (1.2/0.8mm) steel
- Supplied complete with waste, hygienic overflow and fitting clips
- Minimum cabinet width required 450mm, Waste disposal compatible
- Uses UKH039 plumbing kit (see page 62)
- Available in Brushed Steel

Single Bowl  
Sink and Drainer

# Ock



brushed  
steel



Overall Size: 1000mm x 520mm  
Main Bowl Depth: 216mm

lifetime  
warranty

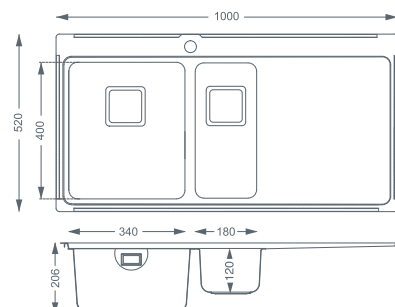
- LH or RH drainer available, ss304 (1.2/0.8mm) steel
- Supplied complete with waste, hygienic overflow and fitting clips
- Minimum cabinet width required 600mm, Waste disposal compatible
- Uses UKH039 plumbing kit (see page 62)
- Available in Brushed Steel

One and a Half Bowl  
Sink and Drainer

# Slea



brushed  
steel



Overall Size: 1000mm x 520mm  
Main Bowl Depth: 206mm  
Half Bowl Depth: 120mm

lifetime  
warranty

- LH or RH drainer available, ss304 (1.2/0.8mm) steel
- Supplied complete with wastes, hygienic overflow and fitting clips
- Minimum cabinet width required 600mm, Waste disposal compatible
- Uses UKH040 plumbing kit (see page 62)
- Available in Brushed Steel

SLEA ONE AND A HALF BOWL SINK AND DRAINER SHOWN WITH A RHONE CHROME TAP



## stainless steel / glass inset sinks

The perfect combination of style and function, these highly durable inset sinks are manufactured from 304 grade stainless steel and finished with toughened black safety glass on top. Capable of withstanding both heavy knocks and extremely high temperatures, the sleek lines and smooth contours provide an instant talking point in your kitchen.



brushed  
steel



black  
glass





# stainless steel / glass inset sinks

DANE ONE AND A HALF BOWL SINK AND DRAINER SHOWN WITH A REGA CHROME TAP



collection

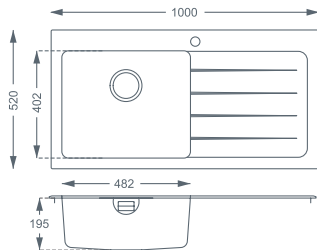

FENDER SINGLE BOWL SINK AND DRAINER SHOWN WITH A REGEN CHROME TAP







DANE ONE AND A HALF BOWL SINK AND DRAINER

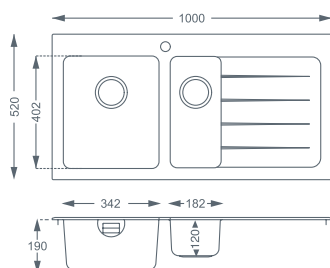



Overall Size: 1000mm x 520mm  
Main Bowl Depth: 195mm

lifetime warranty

- LH or RH drainer available
- Supplied complete with waste, hygienic overflow and fitting clips
- Minimum cabinet width required 600mm, Waste disposal compatible
- Uses UK-H039 plumbing kit (see page 62)
- Available in Brushed Steel with Black 'Toughened' Safety Glass

## Single Bowl Sink and Drainer Fender



Overall Size: 1000mm x 520mm  
Main Bowl Depth: 190mm  
Half Bowl Depth: 120mm

lifetime warranty

- LH or RH drainer available
- Supplied complete with wastes, hygienic overflow and fitting clips
- Minimum cabinet width required 600mm, Waste disposal compatible
- Uses UK-H040 plumbing kit (see page 62)
- Available in Brushed Steel with Black 'Toughened' Safety Glass

## One and a Half Bowl Sink and Drainer Dane



## stainless steel undermount / inset sinks

---

Finished and fabricated by hand to ensure accuracy and quality, this range of bowls is manufactured from 1mm medical grade 304 brushed steel. Reflecting the exacting standards found across the collection, the underside of the sink is finished with a special sound and heat reducing coating.



brushed  
steel

# stainless steel undermount / inset sinks

TAY SINGLE BOWL UNDERMOUNT / INSET SINK SHOWN WITH A DOUZE BLACK AND CHROME PULL OUT TAP



collection

DEE SINGLE BOWL UNDERMOUNT / INSET SINK  
SHOWN WITH A MARONNE CHROME TAP


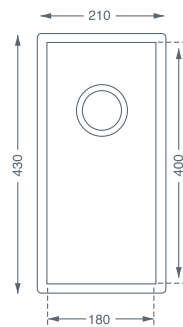


Half Bowl  
Undermount / Inset Sink

## Aire



brushed  
steel



Overall Size: 210mm x 430mm  
Main Bowl Depth: 140mm

lifetime  
warranty


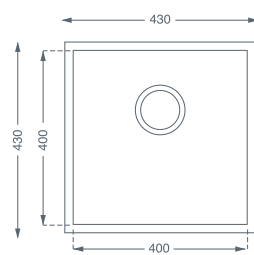
- Internal dimensions 180mm x 400mm
- ss304 (1.0mm) steel, powder coated underside
- Supplied complete with waste and hygienic overflow
- Minimum cabinet width required 250mm, waste disposal compatible
- Uses UKH039 plumbing kit (see page 62)
- Available in Brushed Steel

Single Bowl  
Undermount / Inset Sink

## Ure



brushed  
steel



Overall Size: 430mm x 430mm  
Main Bowl Depth: 200mm

lifetime  
warranty

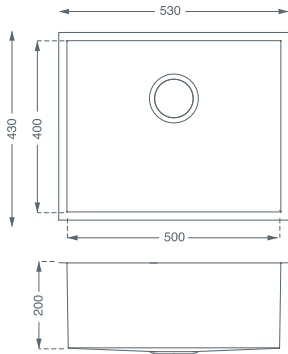
- Internal dimensions 400mm x 400mm
- ss304 (1.0mm) steel, powder coated underside
- Supplied complete with waste and hygienic overflow
- Minimum cabinet width required 450mm, waste disposal compatible
- Uses UKH039 plumbing kit (see page 62)
- Available in Brushed Steel



Single Bowl  
Undermount / Inset Sink  
**Dee**



brushed  
steel



Overall Size: 530mm x 430mm  
Main Bowl Depth: 200mm

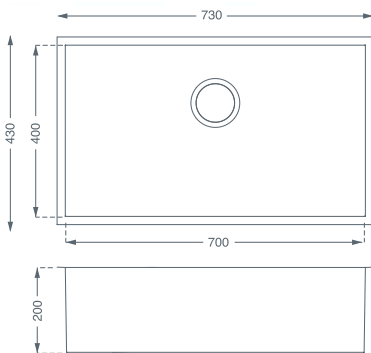
lifetime  
warranty

- Internal dimensions 500mm x 400mm
- ss304 (1.0mm) steel, powder coated underside
- Supplied complete with waste and hygienic overflow
- Minimum cabinet width required 600mm, waste disposal compatible
- Uses UKH039 plumbing kit (see page 62)
- Available in Brushed Steel

Single Bowl  
Undermount / Inset Sink  
**Tay**



brushed  
steel



Overall Size: 730mm x 430mm  
Main Bowl Depth: 200mm

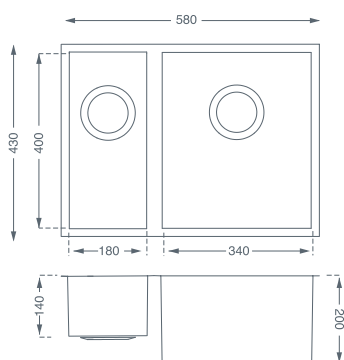
lifetime  
warranty

- Internal dimensions 700mm x 400mm
- ss304 (1.0mm) steel, powder coated underside
- Supplied complete with waste and hygienic overflow
- Minimum cabinet width required 800mm, waste disposal compatible
- Uses UKH039 plumbing kit (see page 62)
- Available in Brushed Steel

One and a Half Bowl  
Undermount / Inset Sink  
**Bann**



brushed  
steel



Overall Size: 580mm x 430mm  
Main Bowl Depth: 200mm

lifetime  
warranty

- Internal dimensions 340mm x 400mm (main bowl), 180mm x 400mm (small bowl)
- LH or RH options available ss304 (1.0mm) steel, powder coated underside
- Supplied complete with wastes and hygienic overflow
- Minimum cabinet width required 600mm, waste disposal compatible
- Uses UKH040 plumbing kit (see page 62)
- Available in Brushed Steel

## stainless steel undermount sinks

---

Modern and minimalist in equal measure, our undermount sinks are made from 304 grade stainless steel. Covering both single and 1.5 bowl styles, this popular option enables you to create the bespoke kitchen you desire without sacrificing the practicality you demand. For installation ease we offer a prefabricated service, with the sink fully fitted within your chosen worksurface. Please get in touch for further details.



brushed  
steel



Looking for a great deal?

*Look no further as you've just found it!*

Suppliers of great quality property improvement products



# stainless steel undermount sinks

SPECTRA SQUARE-EDGE NATURAL OAK SHOWN WITH A PREFABRICATED SINGLE BOWL UNDERMOUNT SINK



collection

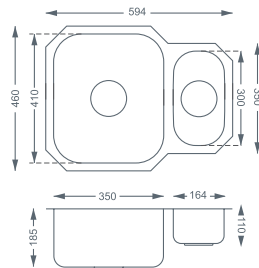




One and a Half Bowl Undermount Sink  
**Trent**



brushed steel



Overall Size: 594mm x 460mm  
Main Bowl Depth: 185mm  
Half Bowl Depth: 110mm

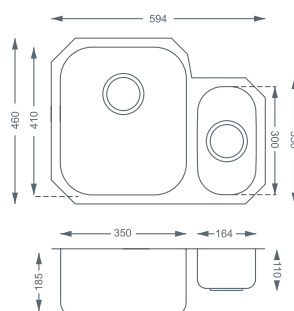
lifetime warranty

- Internal dimensions 350mm x 410mm (main bowl), 164mm x 300mm (small bowl)
- Reversible ss304 (0.8mm) steel, powder coated underside
- Supplied complete with wastes and hygienic overflow
- Minimum cabinet width required 600mm, Waste disposal compatible
- Uses UKH040 plumbing kit (see page 62)
- Available in Brushed Steel

One and a Half Bowl Undermount Sink  
**Derwent**



brushed steel



Overall Size: 594mm x 460mm  
Main Bowl Depth: 185mm  
Half Bowl Depth: 110mm

lifetime warranty

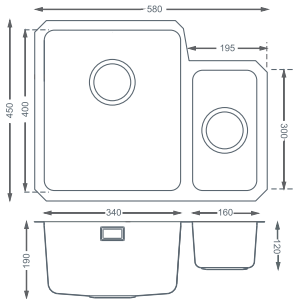
- Internal dimensions 350mm x 410mm (main bowl), 164mm x 300mm (small bowl)
- LH or RH options available ss304 (0.8mm) steel, powder coated underside
- Supplied complete with wastes and hygienic overflow
- Minimum cabinet width required 600mm, Waste disposal compatible
- Uses UKH040 plumbing kit (see page 62)
- Available in Brushed Steel

One and a Half Bowl  
Undermount Sink

## Colne



brushed  
steel



Overall Size: 580mm x 450mm  
Main Bowl Depth: 190mm  
Half Bowl Depth: 120mm

lifetime  
warranty

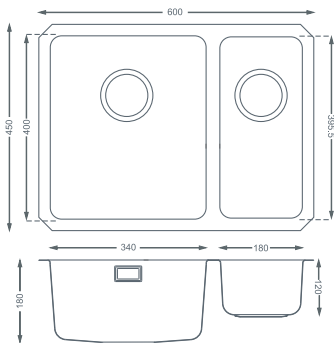
- Internal dimensions 340mm x 400mm (main bowl), 160mm x 400mm (small bowl)
- LH or RH options available ss304 (0.8mm) steel, powder coated underside
- Supplied complete with wastes and hygienic overflow
- Minimum cabinet width required 600mm, Waste disposal compatible
- Uses UKH040 plumbing kit (see page 62)
- Available in Brushed Steel

One and a Half Bowl  
Undermount Sink

## Brett



brushed  
steel



Overall Size: 600mm x 450mm  
Main Bowl Depth: 180mm  
Half Bowl Depth: 120mm

lifetime  
warranty

- Internal dimensions 340mm x 400mm (main bowl), 180mm x 400mm (small bowl)
- LH or RH options available ss304 (0.8mm) steel, powder coated underside
- Supplied complete with wastes and hygienic overflow
- Minimum cabinet width required 600mm, Waste disposal compatible
- Uses UKH040 plumbing kit (see page 62)
- Available in Brushed Steel



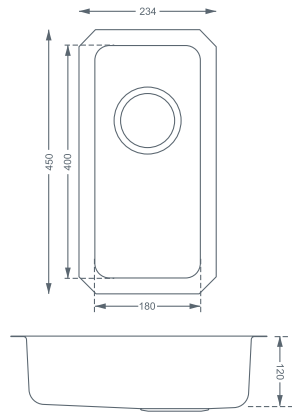
COLNE ONE AND A HALF BOWL UNDERMOUNT SINK SHOWN WITH A RHONE CHROME TAP

Half Bowl  
Undermount Sink

# Esk



brushed  
steel



Overall Size: 234mm x 450mm  
Main Bowl Depth: 120mm

lifetime  
warranty

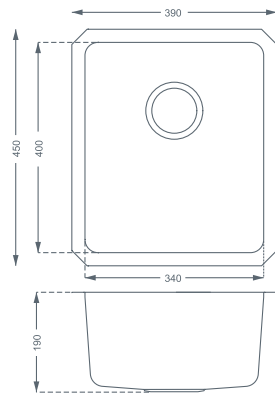
- Internal dimensions 180mm x 400mm
- ss304 (0.8mm) steel, powder coated underside
- Supplied complete with waste
- Minimum cabinet width required 200mm
- Uses UKH039 plumbing kit (see page 62)
- Available in Brushed Steel

Single Bowl  
Undermount Sink

# Weaver



brushed  
steel



Overall Size: 390mm x 450mm  
Main Bowl Depth: 190mm

lifetime  
warranty

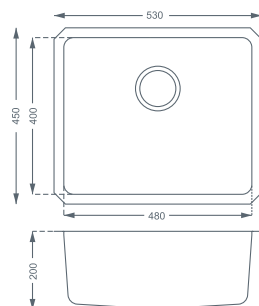
- Internal dimensions 340mm x 400mm
- ss304 (0.8mm) steel, powder coated underside
- Supplied complete with waste and hygienic overflow
- Minimum cabinet width required 400mm, Waste disposal compatible
- Uses UKH039 plumbing kit (see page 62)
- Available in Brushed Steel

Single Bowl  
Undermount Sink

# Twiss



brushed  
steel



Overall Size: 530mm x 450mm  
Main Bowl Depth: 200mm

lifetime  
warranty

- Internal dimensions 480mm x 400mm
- ss304 (0.8mm) steel, powder coated underside
- Supplied complete with waste and hygienic overflow
- Minimum cabinet width required 600mm, Waste disposal compatible
- Uses UKH039 plumbing kit (see page 62)
- Available in Brushed Steel



TWISS SINGLE BOWL UNDERMOUNT SINK SHOWN WITH A LEDE CHROME PULL OUT TAP



# granite inset sinks

---

Create a real statement of intent with our granite inset sinks. Available in a range of five stylish tones, every sink is primarily manufactured with natural quartz for optimal durability, colourfastness and resistance to heat and stains. They also include exceptional anti-bacterial properties, providing you with both style and safety in the kitchen.



# granite inset sinks

WRAYSBURY ONE AND A HALF BOWL SINK AND DRAINER SHOWN WITH A DOUZE BLACK AND CHROME PULL OUT TAP



collection



Single Bowl  
Sink and Drainer  
**Winster**

Compact Design

graphite black



gunmetal grey



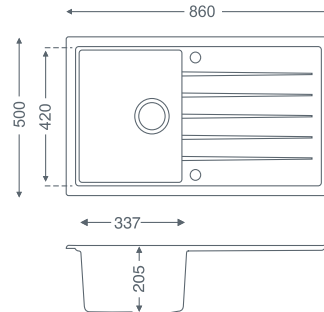
champagne



graphite grey



white



Overall Size: 860mm x 500mm  
Main Bowl Depth: 205mm

lifetime warranty

- 80% Quartz content with ultra clean anti-bacterial formula
- Can be installed as LH or RH drainer
- Supplied complete with waste, hygienic overflow and fitting clips
- Minimum cabinet width required 450mm, Waste disposal compatible
- Uses UKH039 plumbing kit (see page 62)
- Available in Graphite Black, Gunmetal Grey, Graphite Grey, Champagne or White

Single Bowl  
Sink and Drainer  
**Lymington**

graphite black



gunmetal grey



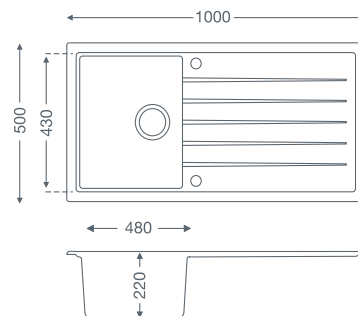
champagne



graphite grey



white



Overall Size: 1000mm x 500mm  
Main Bowl Depth: 220mm

lifetime warranty

- 80% Quartz content with ultra clean anti-bacterial formula
- Can be installed as LH or RH drainer
- Supplied complete with waste, hygienic overflow and fitting clips
- Minimum cabinet width required 600mm, Waste disposal compatible
- Uses UKH039 plumbing kit (see page 62)
- Available in Graphite Black, Gunmetal Grey, Graphite Grey, Champagne or White

One and a Half Bowl  
Sink and Drainer  
**Wraysbury**

graphite black



gunmetal grey



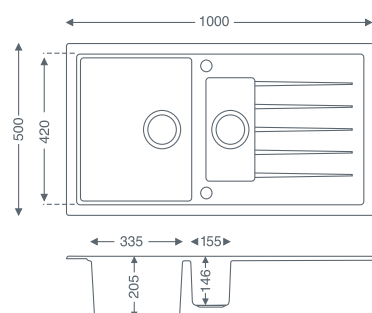
champagne



graphite grey



white



Overall Size: 1000mm x 500mm  
Main Bowl Depth: 205mm  
Half Bowl Depth: 146mm

lifetime warranty

- 80% Quartz content with ultra clean anti-bacterial formula
- Can be installed as LH or RH drainer
- Supplied complete with wastes, hygienic overflow and fitting clips
- Minimum cabinet width required 600mm, Waste disposal compatible
- Uses UKH040 plumbing kit (see page 62)
- Available in Graphite Black, Gunmetal Grey, Graphite Grey, Champagne or White

LYMINGTON SINGLE BOWL SINK AND DRAINER SHOWN WITH A REGA CHROME TAP





## granite undermount / inset sinks

Brilliantly hygienic and easy to clean, our super smooth granite undermount / inset sinks are available in a range of sizes and contemporary colours. Ideal for both quartz and solid surface worktops, the sinks are manufactured principally with natural quartz for toughness, colourfastness, and resistance to heat and stains.





# granite undermount / inset sinks

SEVERN ONE AND A HALF BOWL UNDERMOUNT SINK SHOWN WITH A LEDE CHROME PULL OUT TAP



collection

Single Bowl  
Undermount Sink

# Ouse

Can also be inset

graphite black



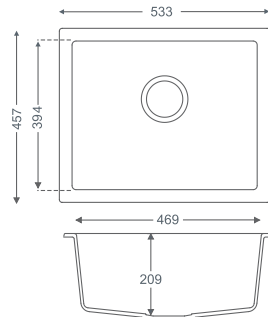
graphite grey



champagne



white



Overall Size: 533mm x 457mm  
Main Bowl Depth: 209mm

lifetime warranty

- Internal dimensions 469mm x 394mm
- 80% Quartz content with ultra clean anti-bacterial formula
- Supplied complete with waste, hygienic overflow and fitting clips
- Minimum cabinet width required 600mm, Waste disposal compatible
- Uses UKH039 plumbing kit (see page 62)
- Available in Graphite Black, Graphite Grey, Champagne or White

One and a Half Bowl  
Undermount Sink

# Severn

Can also be inset

graphite black



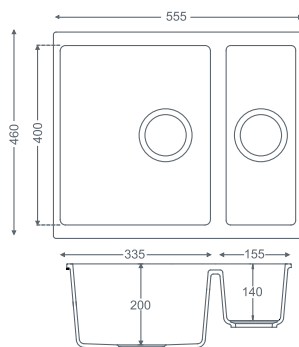
graphite grey



champagne



white



Overall Size: 555mm x 460mm  
Main Bowl Depth: 200mm  
Small Bowl Depth: 140mm

lifetime warranty

- Internal dimensions 335mm x 400mm (main bowl), 140mm x 400mm (small bowl)
- 80% Quartz content with ultra clean anti-bacterial formula
- Supplied complete with wastes, hygienic overflow and fitting clips
- Minimum cabinet width required 600mm
- Uses UKH040 plumbing kit (see page 62)
- Available in Graphite Black, Graphite Grey, Champagne or White

Large Single Bowl  
Undermount Sink

# Thames

Undermount only

graphite black



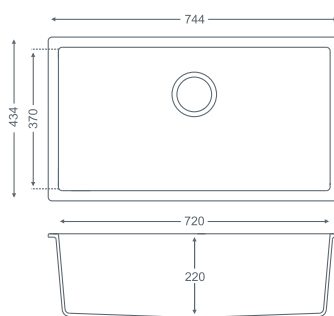
graphite grey



champagne



white



Overall Size: 744mm x 434mm  
Main Bowl Depth: 220mm

lifetime warranty

- Internal dimensions 720mm x 370mm
- 80% Quartz content with ultra clean anti-bacterial formula
- Supplied complete with waste, hygienic overflow and fitting clips
- Minimum cabinet width required 800mm, Waste disposal compatible
- Uses UKH039 plumbing kit (see page 62)
- Available in Graphite Black, Graphite Grey, Champagne or White



OUSE SINGLE BOWL UNDERMOUNT SINK SHOWN WITH A DOUZE BLACK AND CHROME PULL OUT TAP



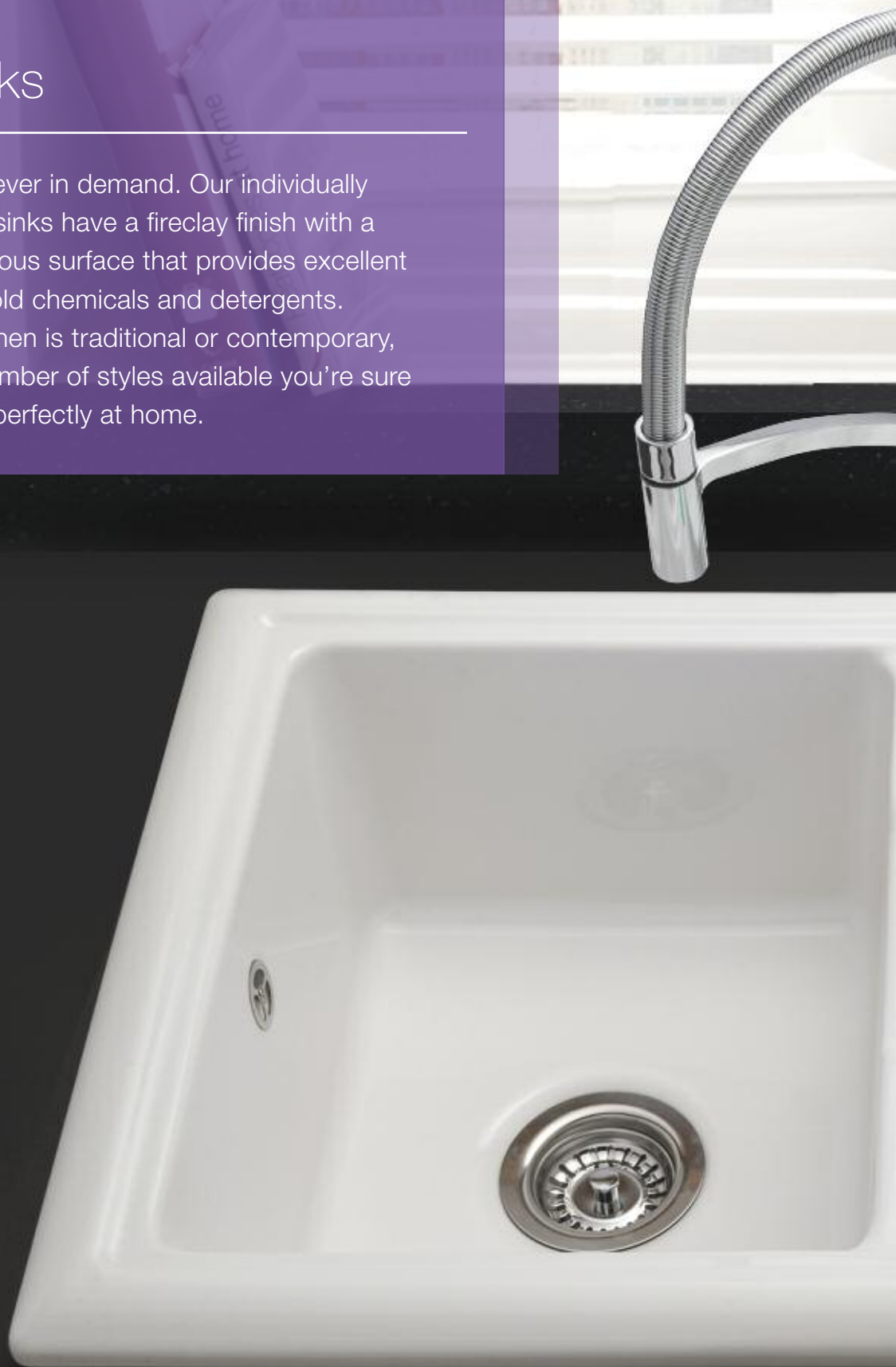


## ceramic sinks

---

Always in fashion, forever in demand. Our individually handcrafted ceramic sinks have a fireclay finish with a hardwearing, non-porous surface that provides excellent resistance to household chemicals and detergents. So, whether your kitchen is traditional or contemporary, thanks to the wide number of styles available you're sure to find one that feels perfectly at home.

ceramic  
white



# Ceramic sinks

WEBBURN ONE AND A HALF BOWL SINK AND DRAINER SHOWN WITH A LEDE CHROME PULL OUT TAP

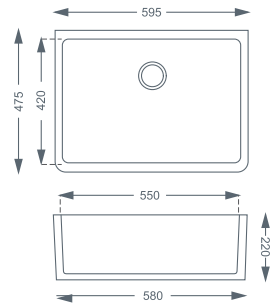


collection

Single Bowl Sink  
**Bailey**



ceramic white



Overall Size: 595mm x 475mm  
Main Bowl Depth: 220mm

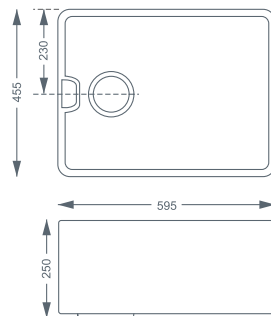
lifetime warranty

- FFC (Fine fireclay material) with hygienic glazed surface
- Supplied complete with 1 x 90mm waste and overflow (chrome finish)
- Minimum cabinet width required (600mm for bowl) or custom housing
- Waste disposal compatible
- Uses UKH039 Plumbing Kit (see page 62)
- +/- 2% tolerance in manufacturing
- Available in Ceramic White

Single Bowl Sink  
**Lagan**



ceramic white



Overall Size: 595mm x 455mm  
Main Bowl Depth: 250mm

lifetime warranty

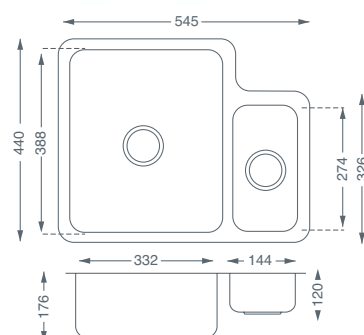
- FFC (Fine fireclay material) with hygienic glazed surface
- Supplied complete with 1 x 90mm waste (chrome finish)
- Minimum cabinet width required (600mm for bowl) or custom housing
- Waste disposal compatible
- Uses UKH039 Plumbing Kit (see page 62)
- +/- 2% tolerance in manufacturing
- Available in Ceramic White

One and a Half Bowl Undermount Sink  
**Witham**

\*Undermount only



ceramic white



Overall Size: 545mm x 440mm  
Main Bowl Depth: 176mm  
Half Bowl Depth: 120mm

10 year warranty

- FFC (Fine fireclay material) with hygienic glazed surface
- Supplied complete with 1 x 90mm waste and 1 x 50mm waste (chrome finish)
- Minimum cabinet width required (600mm for bowl) or custom housing
- Waste disposal compatible
- Uses UKH040 Plumbing Kit (see page 62)
- +/- 2% tolerance in manufacturing
- Available in Ceramic White



LAGAN SINGLE BOWL SINK SHOWN WITH A LEDE CHROME PULL OUT TAP



ASHBURN SINGLE BOWL SINK AND DRAINER  
SHOWN WITH A MARONNE CHROME TAP



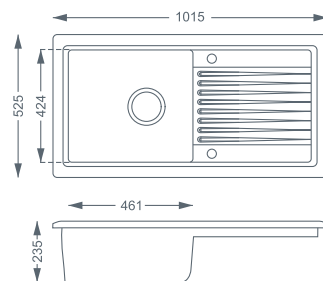
Single Bowl  
Sink and Drainer  
**Ashburn**



ceramic  
white

Overall Size: 1015mm x 525mm  
Main Bowl Depth: 235mm

lifetime  
warranty



- FFC (Fine fireclay material) with hygienic glazed surface
- Can be installed as LH or RH drainer
- Supplied complete with 1 x 90mm waste (chrome finish)
- Minimum cabinet width required (600mm for bowl) or custom housing
- Waste disposal compatible
- Uses UKH039 Plumbing Kit (see page 62)
- +/- 2% tolerance in manufacturing
- Available in Ceramic White

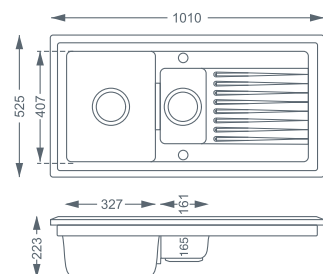
One and a Half Bowl  
Sink and Drainer  
**Webburn**



ceramic  
white

Overall Size: 1010mm x 525mm  
Main Bowl Depth: 223mm  
Half Bowl Depth: 165mm

lifetime  
warranty



- FFC (Fine fireclay material) with hygienic glazed surface
- Can be installed as LH or RH drainer
- Supplied complete with 2 x 90mm wastes and overflow (chrome finish)
- Minimum cabinet width required (600mm)
- Waste disposal compatible
- Uses UKH040 Plumbing Kit (see page 62)
- +/- 2% tolerance in manufacturing
- Available in Ceramic White

Single Bowl  
Sink and Drainer  
**Liffey**



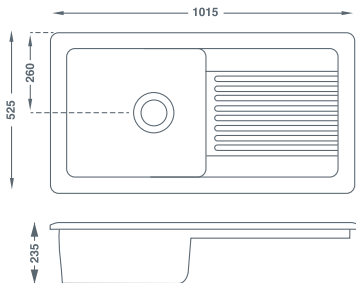
SUPPLIED WITH A  
ELBE SINGLE LEVER  
MIXER TAP IN CHROME



Overall Size: 1015mm x 525mm  
Main Bowl Depth: 235mm

10 year  
warranty

- FFC (Fine fireclay material) with hygienic glazed surface
- Can be installed as LH or RH drainer
- Supplied complete with 1 x 90mm waste (chrome finish)
- Minimum cabinet width required (600mm for bowl) or custom housing
- Waste disposal compatible
- Uses UKH039 Plumbing Kit (see page 62)
- +/- 2% tolerance in manufacturing
- Available in Ceramic White



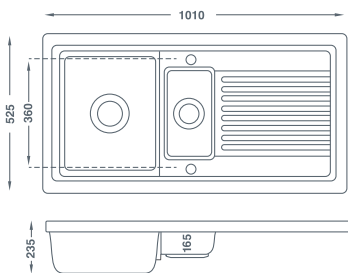
SUPPLIED WITH A  
ELBE SINGLE LEVER  
MIXER TAP IN CHROME



Overall Size: 1010mm x 525mm  
Main Bowl Depth: 235mm  
Half Bowl Depth: 165mm

10 year  
warranty

- FFC (Fine fireclay material) with hygienic glazed surface
- Can be installed as LH or RH drainer
- Supplied complete with 2 x 90mm wastes and overflow (chrome finish)
- Minimum cabinet width required (600mm)
- Waste disposal compatible
- Uses UKH040 Plumbing Kit (see page 62)
- +/- 2% tolerance in manufacturing
- Available in Ceramic White



One and a Half Bowl  
Sink and Drainer  
**Dovey**

DOVEY ONE AND A HALF BOWL SINK AND DRAINER SUPPLIED COMPLETED WITH A ELBE CHROME TAP





# solid surface sinks

---

Seamless finish, flawless innovation. solid surface sinks and bowls fully integrate with no open joints or seams when installed into solid surfaces, creating a premium finish that's easy to maintain and completely hygienic. For added practicality, drainer grooves can be graduated to create a waterfall that drains away drips and splashes.

bright  
white

# Solid surface sinks

ARAS ONE AND A HALF BOWL SINK



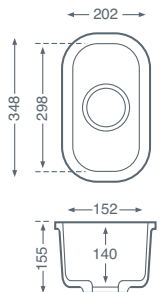
collection

Half Bowl  
Undermount Sink

# Amur



bright white



Overall Size: 202mm x 348mm  
Main Bowl Depth: 140mm

lifetime warranty

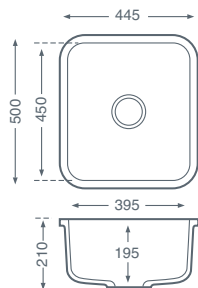
- Acrylic cast bowl
- 3.5 inch strainer waste required (not included)
- Built in overflow
- Uses UKH039 plumbing kit (see page 62)
- Available in Bright White

Single Bowl  
Undermount Sink

# Angara



bright white



Overall Size: 445mm x 500mm  
Main Bowl Depth: 195mm

lifetime warranty

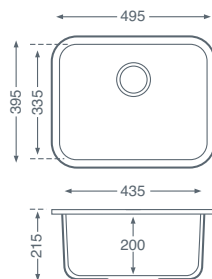
- Acrylic cast bowl
- 3.5 inch strainer waste required (not included)
- Built in overflow
- Uses UKH039 plumbing kit (see page 62)
- Available in Bright White

Single Bowl  
Undermount Sink

# Argun



bright white




Overall Size: 495mm x 395mm  
Main Bowl Depth: 220mm

lifetime warranty

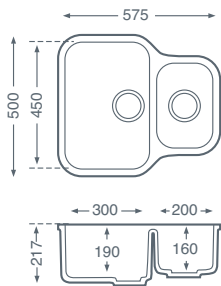
- Acrylic cast bowl
- 3.5 inch strainer waste required (not included)
- Built in overflow
- Uses UKH039 plumbing kit (see page 62)
- Available in Bright White





One and a Half Bowl  
Undermount Sink

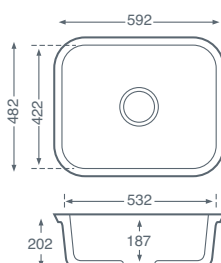
## Aras



Overall Size: 575mm x 500mm  
Main Bowl Depth: 190mm  
Half Bowl Depth: 160mm

lifetime  
warranty

- Acrylic cast bowl
- 3.5 inch strainer waste required (not included)
- Optional overflow
- Uses UK-H040 plumbing kit (see page 62)
- Available in Bright White



Overall Size: 592mm x 482mm  
Main Bowl Depth: 187mm

lifetime  
warranty

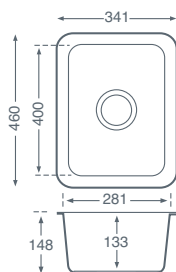
- Acrylic cast bowl
- 3.5 inch strainer waste required (not included)
- Excludes overflow
- Uses UK-H039 plumbing kit (see page 62)
- Available in Bright White

Single Bowl  
Undermount Sink

## Salween

Single Bowl  
Undermount Sink

# Sutlej



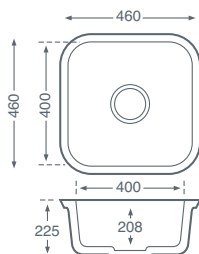
Overall Size: 341mm x 460mm  
Main Bowl Depth: 133mm

lifetime warranty

- Acrylic cast bowl
- 3.5 inch strainer waste required (not included)
- Excludes overflow
- Uses UKH039 plumbing kit (see page 62)
- Available in Bright White

Single Bowl  
Undermount Sink

# Sakarya



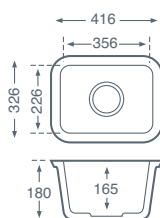
Overall Size: 460mm x 460mm  
Main Bowl Depth: 208mm

lifetime warranty

- Acrylic cast bowl
- 3.5 inch strainer waste required (not included)
- Excludes overflow
- Uses UKH039 plumbing kit (see page 62)
- Available in Bright White

Single Bowl  
Undermount Sink

# Sefid



Overall Size: 416mm x 326mm  
Main Bowl Depth: 165mm

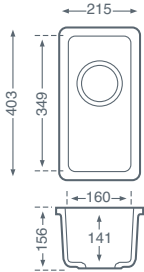
lifetime warranty

- Acrylic cast bowl
- 3.5 inch strainer waste required (not included)
- Excludes overflow
- Uses UKH039 plumbing kit (see page 62)
- Available in Bright White

Please note: all solid surface sink sizes are nominal



bright white



Overall Size: 215mm x 403mm  
Main Bowl Depth: 141mm

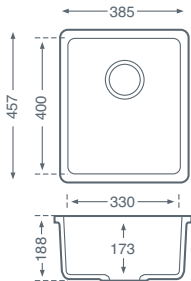
lifetime warranty

- Acrylic cast bowl
- 3.5 inch strainer waste required (not included)
- Optional overflow
- Uses UKH039 plumbing kit (see page 62)
- Available in Bright White

## Single Bowl Undermount Sink Hai



bright white



Overall Size: 385mm x 457mm  
Main Bowl Depth: 173mm

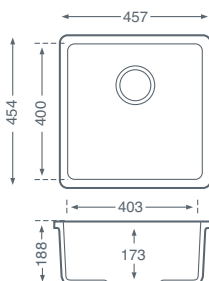
lifetime warranty

- Acrylic cast bowl
- 3.5 inch strainer waste required (not included)
- Optional overflow
- Uses UKH039 plumbing kit (see page 62)
- Available in Bright White

## Single Bowl Undermount Sink Han



bright white



Overall Size: 457mm x 454mm  
Main Bowl Depth: 173mm

lifetime warranty

- Acrylic cast bowl
- 3.5 inch strainer waste required (not included)
- Optional overflow
- Uses UKH039 plumbing kit (see page 62)
- Available in Bright White

## Single Bowl Undermount Sink Hari



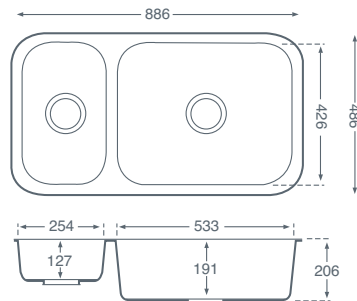


KARUN SINGLE BOWL SINK

One and a Half Bowl  
Undermount Sink  
**Litani**



bright white



Overall Size: 886mm x 486mm  
Main Bowl Depth: 191mm  
Half Bowl Depth: 127mm

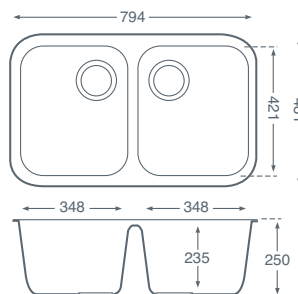
lifetime warranty

- Acrylic cast bowl
- 3.5 inch strainer waste required (not included)
- Excludes overflow
- Uses UKH040 plumbing kit (see page 62)
- Available in Bright White

Double Bowl  
Undermount Sink  
**Luni**



bright white



Overall Size: 794mm x 481mm  
Main Bowl Depths: 235mm

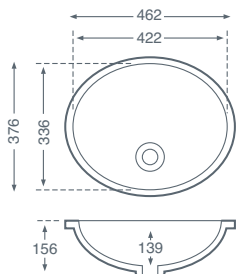
lifetime warranty

- Acrylic cast bowl
- 3.5 inch strainer waste required (not included)
- Excludes overflow
- Uses UKH040 plumbing kit (see page 62)
- Available in Bright White

Please note: all solid surface sink sizes are nominal



bright white



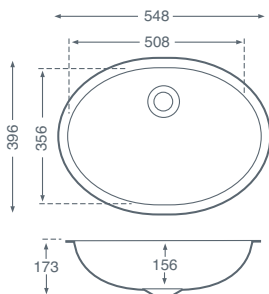
Overall Size: 462mm x 376mm  
Main Bowl Depth: 139mm

lifetime warranty

- Acrylic cast bowl
- Spring loaded waste required (not included)
- Built in overflow
- Available in Bright White



bright white



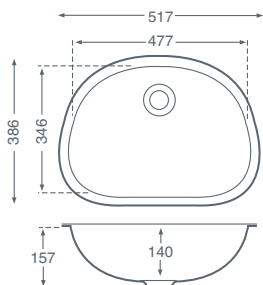
Overall Size: 548mm x 396mm  
Main Bowl Depth: 156mm

lifetime warranty

- Acrylic cast bowl
- Spring loaded waste required (not included)
- Excludes overflow
- Available in Bright White



bright white



Overall Size: 517mm x 386mm  
Main Bowl Depth: 140mm

lifetime warranty

- Acrylic cast bowl
- Spring loaded waste required (not included)
- Excludes overflow
- Available in Bright White

## Vanity Bowl Karun


## Vanity Bowl Kaveri

## Vanity Bowl Kelani

## taps and accessories

---

Finish in style with our handpicked selection of high quality, contemporary taps. Designed to effortlessly complement the premium look and feel of our sinks, all our taps are tested to work with high and low pressure systems with a minimum of 0.5 bar recommended. All taps are supplied with flexi-tails and fitted with a flow aerator.





# taps and accessories

LEDE SINGLE LEVER CHROME PULL OUT TAP

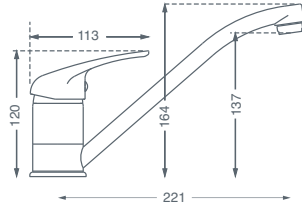


collection





WRAS  
APPROVED  
5 year  
warranty



- Single lever design
- Suitable for minimum 0.3 bar pressure or above
- Flow aerator for controlled water delivery
- 54mm base diameter, 35mm cut-out
- Available in Chrome

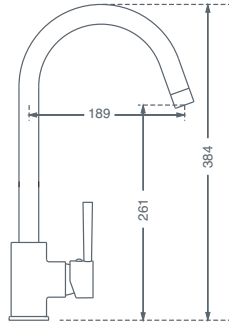
chrome

Height: 164mm  
Reach: 221mm  
Spout Height: 137mm

## Single Lever Mixer Tap Lena



WRAS  
APPROVED  
5 year  
warranty



- Single lever design with swan neck spout
- Suitable for minimum 0.3 bar pressure or above
- Flow aerator for controlled water delivery
- 50mm base diameter, 35mm cut-out
- Available in Chrome

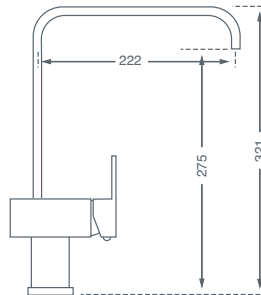
chrome

Height: 384mm  
Reach: 189mm  
Spout Height: 262mm

## Single Lever Mixer Tap Loire



WRAS  
APPROVED  
5 year  
warranty



- Single lever angular design
- Suitable for minimum 0.5 bar pressure or above
- 50mm base diameter, 35mm cut-out
- Available in Chrome or Brushed Steel

chrome

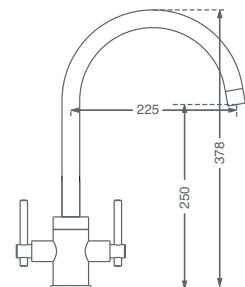
brushed  
steel

Height: 321mm  
Reach: 222mm  
Spout Height: 275mm

## Single Lever Mixer Tap Vechte



WRAS  
APPROVED  
5 year  
warranty



- Twin lever design with swan neck spout
- Suitable for minimum 0.3 bar pressure or above
- Flow aerator for controlled water delivery
- 56mm base diameter (with base plate fitted), 35mm cut-out
- Available in Chrome or Brushed Steel

chrome

brushed  
steel

Height: 378mm  
Reach: 225mm  
Spout Height: 250mm

## Twin Lever Mixer Tap Maronne



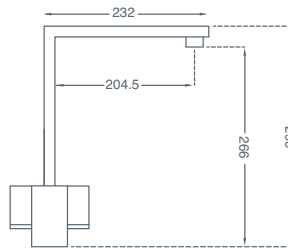


REGEN TWIN LEVER CHROME TAP

Twin Lever Mixer Tap  
**Havel**



5 year warranty



Height: 290mm  
Reach: 204.5mm  
Spout Height: 266mm

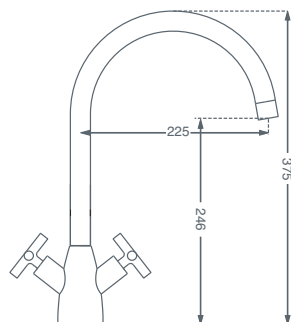
- Twin lever angular design
- Suitable for minimum 0.5 bar pressure or above
- Flow aerator for controlled water delivery
- 50mm base diameter, 35mm cut-out
- Available in Chrome or Brushed Steel

Twin Lever Mixer Tap  
**Regen**



WRAS APPROVED

5 year warranty



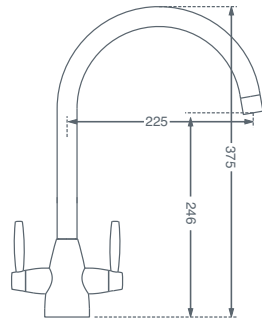
Height: 375mm  
Reach: 225mm  
Spout Height: 246mm

- Twin cross lever design with swan neck spout
- Suitable for minimum 0.3 bar pressure or above
- Flow aerator for controlled water delivery
- 54mm base diameter, 35mm cut-out
- Available in Chrome or Brushed Steel



WRAS APPROVED

5 year warranty



Height: 375mm  
Reach: 225mm  
Spout Height: 246mm

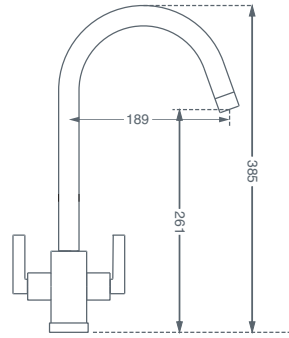
- Twin lever design with swan neck spout
- Suitable for minimum 0.3 bar pressure or above
- Flow aerator for controlled water delivery
- 56mm base diameter, 35mm cut-out
- Available in Chrome

chrome



WRAS APPROVED

5 year warranty



Height: 385mm  
Reach: 189mm  
Spout Height: 261mm

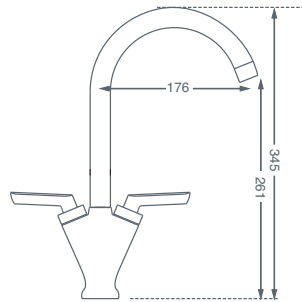
- Twin angular lever design with swan neck spout
- Suitable for minimum 0.3 bar pressure or above
- Flow aerator for controlled water delivery
- 46mm base diameter, 35mm cut-out
- Available in Chrome

chrome



WRAS APPROVED

5 year warranty



Height: 346mm  
Reach: 202mm  
Spout Height: 214mm

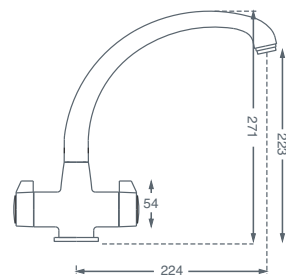
- Twin lever design with swan neck spout
- Suitable for minimum 0.3 bar pressure or above
- Flow aerator for controlled water delivery
- 47mm base diameter (with base plate fitted), 35mm cut-out
- Available in Chrome

chrome



WRAS APPROVED

5 year warranty



Height: 271mm  
Reach: 224mm  
Spout Height: 223mm

- Twin lever cruciform design with 'J' neck spout
- Suitable for minimum 0.3 bar pressure or above
- Flow aerator for controlled water delivery
- 46mm base diameter, 35mm cut-out
- Available in Chrome

chrome

## Twin Lever Mixer Tap Rega

## Twin Lever Mixer Tap Rhone

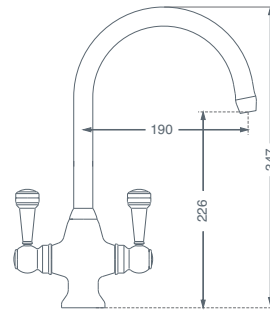
## Twin Lever Mixer Tap Moselle

## Twin Lever Mixer Tap Volga

Twin Lever Mixer Tap  
**Sevron**



5 year warranty



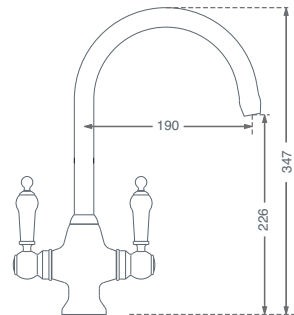
Height: 347mm  
Reach: 190mm  
Spout Height: 226mm

- Twin lever traditional design
- Suitable for minimum 0.5 bar pressure or above
- Flow aerator for controlled water delivery
- 50mm base diameter, 35mm cut-out
- Available in Chrome or Brushed Steel

Twin Lever Mixer Tap  
**Vologne**



5 year warranty



Height: 347mm  
Reach: 190mm  
Spout Height: 226mm

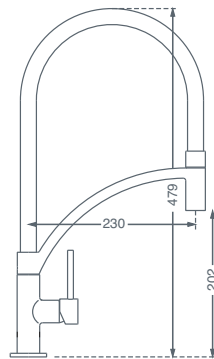
- Twin lever traditional design
- Suitable for minimum 0.5 bar pressure or above
- Flow aerator for controlled water delivery
- 50mm base diameter, 35mm cut-out
- Available in Chrome or Brushed Steel

Single Lever Mixer Tap  
**Lede**

Pull out hose spray feature



5 year warranty



Height: 479mm  
Reach: 230mm  
Spout Height: 202mm

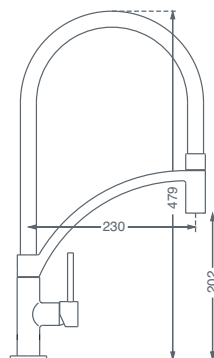
- Single lever design with pull out hose spray feature
- Suitable for water systems with minimum 0.7 bar pressure
- Flow aerator for controlled water delivery
- 50mm base diameter (with base plate fitted) 35mm cut-out
- Available in Chrome or Brushed Steel

Single Lever Mixer Tap  
**Douze**

Pull out hose spray feature



5 year warranty



Height: 479mm  
Reach: 230mm  
Spout Height: 202mm

- Single lever design with pull out hose spray feature
- Suitable for water systems with minimum 0.7 bar pressure
- Flow aerator for controlled water delivery
- 50mm base diameter (with base plate fitted) 35mm cut-out
- Available in Chrome/Black or Brushed Steel/Black

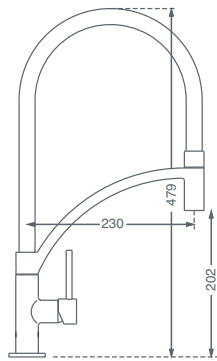




DOUZE TWIN LEVER BLACK AND CHROME TAP



5 year warranty

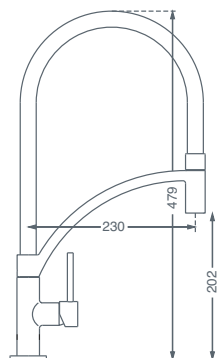


Height: 479mm  
Reach: 230mm  
Spout Height: 202mm

- Single lever design with pull out hose spray feature
- Suitable for water systems with minimum 0.7 bar pressure
- Flow aerator for controlled water delivery
- 50mm base diameter (with base plate fitted) 35mm cut-out
- Available in Chrome/Grey or Brushed Steel/Grey



5 year warranty



Height: 479mm  
Reach: 230mm  
Spout Height: 202mm

- Single lever design with pull out hose spray feature
- Suitable for water systems with minimum 0.7 bar pressure
- Flow aerator for controlled water delivery
- 50mm base diameter (with base plate fitted) 35mm cut-out
- Available in Chrome/White or Brushed Steel/White



## Single Lever Mixer Tap Garone

Pull out hose spray feature

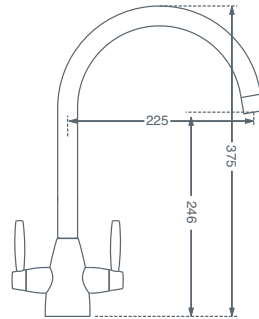
## Single Lever Mixer Tap Mures

Pull out hose spray feature



DNIEPER TWIN LEVER GREY AND CHROME TAP

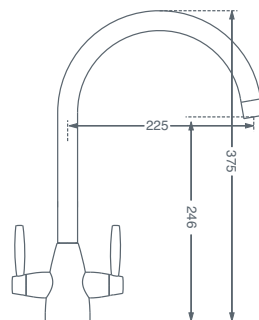

Twin Lever Mixer Tap  
**Oka**



Height: 375mm  
Reach: 225mm  
Spout Height: 246mm

- Twin lever design with swan neck spout
- Suitable for minimum 0.3 bar pressure or above
- Flow aerator for controlled water delivery
- 56mm base diameter, 35mm cut out
- Available in Chrome/Black or Brushed Steel/Black

Twin Lever Mixer Tap  
**Dniester**

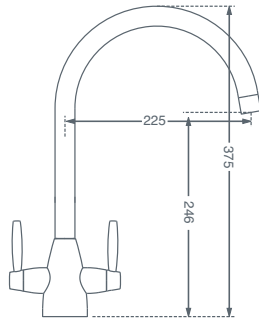


Height: 375mm  
Reach: 225mm  
Spout Height: 246mm

- Twin lever design with swan neck spout
- Suitable for minimum 0.3 bar pressure or above
- Flow aerator for controlled water delivery
- 56mm base diameter, 35mm cut out
- Available in Chrome/Grey or Brushed Steel/Grey



5 year warranty

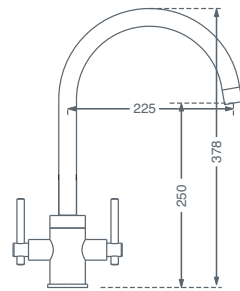


Height: 375mm  
Reach: 225mm  
Spout Height: 246mm

- Twin lever design with swan neck spout
- Suitable for minimum 0.3 bar pressure or above
- Flow aerator for controlled water delivery
- 56mm base diameter, 35mm cut out
- Available in Chrome/White or Brushed Steel/White



5 year warranty

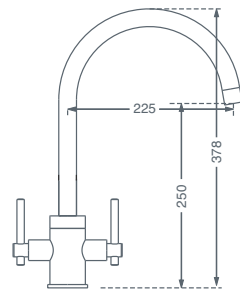


Height: 378mm  
Reach: 225mm  
Spout Height: 250mm

- Twin lever design with swan neck spout
- Suitable for minimum 0.3 bar pressure or above
- Flow aerator for controlled water delivery
- 56mm base diameter (with base plate fitted) 35mm cut-out
- Available in Chrome/Black or Brushed Steel/Black



5 year warranty

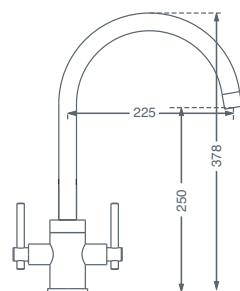


Height: 378mm  
Reach: 225mm  
Spout Height: 250mm

- Twin lever design with swan neck spout
- Suitable for minimum 0.3 bar pressure or above
- Flow aerator for controlled water delivery
- 56mm base diameter (with base plate fitted) 35mm cut-out
- Available in Chrome/Grey or Brushed Steel/Grey




5 year warranty



Height: 378mm  
Reach: 225mm  
Spout Height: 250mm

- Twin lever design with swan neck spout
- Suitable for minimum 0.3 bar pressure or above
- Flow aerator for controlled water delivery
- 56mm base diameter (with base plate fitted) 35mm cut-out
- Available in Chrome/White or Brushed Steel/White



## Twin Lever Mixer Tap Belaya

## Twin Lever Mixer Tap Seine

## Twin Lever Mixer Tap Dnieper

## Twin Lever Mixer Tap Douro

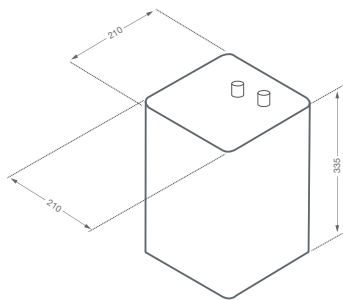
# Amanzi Hot Water Tap







5 year warranty



Say goodbye to the kettle and hello to instant filtered hot water on tap. In addition to providing 98°C water on command, the Amanzi functions as a standard twin lever mixer tap providing hot and cold water. The tap also features a child lock safety switch preventing hot water being dispensed unless the handle is held in the on position.

#### Features and Benefits

- 3-in-1 instant hot water
- Left-side child safe spring lock hot water dispenser
- Instant hot water runs through centre ensuring tap is always cool to the touch
- Instant 98°C filtered hot water
- Temperature adjustable from 75°C to 98°C
- Minimum 1 bar pressure
- Overall height: 343mm
- Tap width: 66mm
- Spout reach: 210mm
- Height to under spout: 257mm
- Base diameter: 52mm

#### Tank Features

- 24-litre tank (equivalent to ten cups of tea/coffee)
- Fully insulated water storage to maintain temperature and minimise running costs
- Touchscreen digital interactive control
- Supplied carbon filter (requires changing every six months)
- Height: 335mm
- Depth: 210mm
- Width: 210mm



Twin Lever Mixer Tap  
**Amanzi**

Accessories

## Chopping Board



- Universal black glass chopping board
- Toughened safety glass

Accessories

## Folding Draining Matt



- Universal folding drainer mat
- Works with all models

Accessories

## Waste Tidy



- Universal waste tidy
- Suitable for all 90mm strainer wastes

Accessories

## Plumbing Kit (single bowl)

UKH039



- Twin adaptor inlets
- Suits all singular bowls

Accessories

## Plumbing Kit (two bowl)

UKH040




- Twin adaptor inlets
- Suits all double bowls

BLACK GLASS CHOPPING BOARD



FOLDING DRAINING MAT







E&OE Every effort has been made to reproduce colours and materials accurately, however due to the photography and print processes, colour variations may occur. Our policy is one of constant development and improvement. We reserve the right to modify product specifications and/or dimensions without notice. Whilst all information contained within this brochure is as accurate as possible you are advised to check specification, sizing and suitability prior to undertaking installation of your chosen product.





something  
for everyone

⚡ pick your sink, tap and accessories



collection

# Sinks and taps

## stainless steel inset sinks



Ribble page 06



Wye page 06



Stour page 07



Humber page 07



Mersey page 07



Don page 08



Eden page 08



Medway page 08



Yarrow page 09



Medlock page 09



Clun page 09



Tamar page 10



Clyde page 10



Mite page 10



Nene page 11



Avon page 11



Tyne page 12



Ock page 12



Slea page 12

## stainless steel / glass inset sinks



Fender page 17



Dane page 17

## stainless steel undermount / inset sinks



Aire page 20



Ure page 20



Dee page 21



Tay page 21



Bann page 21

## stainless steel undermount sinks



Trent page 24



Derwent page 24



Colne page 24



Brett page 25



Esk page 26



Weaver page 26



Twiss page 26

## granite inset sinks



Winster page 30



Lymington page 30



Wraysbury page 30

## granite undermount / inset sinks



Ouse page 34



Severn page 34



Thames page 34

## ceramic sinks



Bailey page 38



Lagan page 38



Witham page 38



Ashburn page 40



Webburn page 40



Liffey page 41



Dovey page 41

## solid surface sinks



Amur page 44



Angara page 44



Argun page 44



Aras page 45



Salween page 45



Sutlej page 46



Sakarya page 46



Sefid page 46



Hai page 47



Han page 47



Hari page 47



Litani page 48



Luni page 48



Karun page 49



Kaveri page 49



Kelani page 49

taps



Lena page 53



Loire page 53



Vechte page 53



Maronne page 53



Havel page 54



Regen page 54



Rega page 55



Rhone page 55



Moselle page 55



Volga page 55



Sevron page 56



Vologne page 56



Lede page 56



Douze page 56



Garone page 57



Mures page 57



Oka page 58



Dniester page 58



Balaya page 59



Seine page 59



Dnieper page 59



Douro page 59



Amanzi page 61

accessories



Chopping Board  
page 62



Folding Draining Mat  
page 62



Waste Tidy  
page 62



Plumbing Kit (UKH039)  
page 62



Plumbing Kit (UKH040)  
page 62



# long-term peace of mind

Sinks and bowls carry a lifetime warranty against genuine material and manufacturing defects\*. Taps carry a five-year warranty against material and manufacturing defects, while surface finish and valves carry a two-year warranty.\*

## care and maintenance

Every collection sink and tap has been manufactured to deliver years of trouble-free use. However, to keep the heart of your home looking its absolute best we recommend washing, rinsing and drying your sink after each use. We also suggest a weekly clean with a trusted sink cleaner.

### tips for stainless steel sinks

While bleach and chlorides are undoubtedly effective at cleaning, they can also be damaging to your sink if left on for long periods. Please avoid prolonged contact with these solutions and be sure to thoroughly rinse from the sink surface after use. It's also important they are completely flushed through pipework after use. Always wipe the sink down after rinsing and apply a stainless steel cleaning solution on a weekly basis.

If you live in a hard water area, you may be susceptible to limescale deposits. These can easily be removed by cleaning the sink thoroughly after every use with a solution of three parts hot water to one part white vinegar. Please remember to rinse and dry your sink thoroughly after applying this method.

Like most metallic surfaces, your stainless steel sink will scratch over time. However, don't worry as these are simply usage marks and will eventually blend into the overall finish of the sink. It's also important to apply any cleaning solution with a cloth, never use an abrasive pad.

### tips for granite sinks

Once again, avoid using bleach and chlorides for long periods as they can cause irreplaceable damage to your granite sink. If however you live in a hard water area, a diluted bleach solution can be used to help remove any limescale deposits. Always wipe the sink down after rinsing away the bleach and apply a granite sink cleaning liquid to the surface.

### tips for ceramic sinks

To remove most everyday stains from your sink, simply wipe the sink down with warm soapy water and a cloth after use then dry thoroughly. In most cases china rubbers will clear away marks, which we recommend using with washing up liquid.

In hard water areas limescale deposits can build up on the sink over time. The limescale can also become strongly coloured by drinks such as coffee and red wine, so we recommend the use of a solution of three parts hot water to one part white vinegar to remove the deposits. Simply apply, leave for a few minutes, then rinse away with water. If stains become ingrained in the bowl, an overnight soak using diluted biological washing powder should easily remove the marks.

It's important strong chemicals such as bleach, ammonia, caustic soda, white spirit and sterilising solutions are never poured down the sink. If this should accidentally happen, quickly wipe the spill away and rinse with plenty of water to avoid long-term damage. It's also important to avoid dropping sharp objects into the sink, as this may scratch or damage the surface.

### taking care of your taps

Due to the more decorative nature of taps, it's essential you avoid using abrasive powders or scouring pads to clean them. In almost every case, warm soapy water and a cloth will restore them to their original shining glory.

As with your sinks, limescale can have an adverse effect on your tap. In the event the tap nozzle becomes clogged we recommend cleaning it with an old toothbrush in order to brush away the unwanted deposits. We also suggest periodically removing the nozzle and soaking in a diluted white vinegar solution to prolong its life.

Debris, grit and contaminants within the water system should always be flushed through the system prior to the installation and commissioning of your tap to ensure they do not come into contact with, or damage/clog, the valves within the tap.

## we're here to help



collection

E&OE Every effort has been made to reproduce colours and materials accurately, however due to the photography and print processes, colour variations may occur. Our policy is one of constant development and improvement. We reserve the right to modify product specifications and /or dimensions without notice. Whilst all information contained within this brochure is as accurate as possible you are advised to check specification, sizing and suitability prior to undertaking installation of your chosen product.