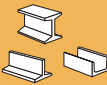

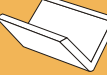
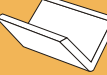
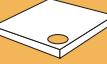
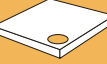



## CAPACITIES

<p>Standard Equipments</p> 	<b>PUNCHING</b>	<b>HKM 45</b>	<b>HKM 60</b>
	Diameter x max. thickness	Ø 22 x 15 mm	Ø 28 x 15 mm
	Diameter x thickness	Ø 38 x 8 mm	Ø 38 x 11 mm
	Maximum diameter	Ø 100 x 3 mm	Ø 100 x 3 mm
	Stroke	50 mm	55 mm
	Stroke count in (20 mm)	x 20	x 205
	Throat depth	175 mm	220 mm
Working height	935 mm	955 mm	
<p>Standard Equipments</p> 	<b>STEEL BAR SHEAR</b>	<b>HKM 45</b>	<b>HKM 60</b>
	Round / Square	Ø 30 - 25 mm	Ø 40 - 35 mm
<p>Standard Equipments</p> 	<b>ANGLE SHEAR</b>	<b>HKM 45</b>	<b>HKM 60</b>
	Angle section (90°)	100 x 100 x 10 mm	120 x 120 x 12 mm
	Angle section (45°)	70 x 6 mm	80 x 8 mm
	Working height	1140 mm	1155 mm
<p>Standard Equipments</p> 	<b>SHEET METAL SHEAR</b>	<b>HKM 45</b>	<b>HKM 60</b>
	Sheet metal	200 x 15 mm	200 x 20 mm
	Sheet metal	300 x 12 mm	300 x 15 mm
	Blade length	316 mm	317 mm
	Shearing with angle	80 x 10 mm	80 x 10 mm
	Working height	935 mm	955 mm
	<b>NOTCHING</b>	<b>HKM 45</b>	<b>HKM 60</b>
	Thickness	8 mm	10 mm
	Width	35 mm	42 mm
	Depth	75 mm	100 mm
Working height	935 mm	955 mm	
<p>Standard Equipments</p> 			



## CAPACITIES

Optional Equipments	OPTIONAL TOOLS	HKM 45	HKM 60
	U - I section blades (for UPN - IPN cutting)	80 x 45 mm  40 x 5 mm	80 x 45 mm  40 x 9 mm
	Special V - notching tooling	100 x 100 x 8 mm	100 x 100 x 10 mm
	V - bending press brake Bar bend max.	100 x 12 mm	100 x 12 mm
	V - bending press brake Sheet bend. max.		
	Punching on notcher Throat depth	85 mm	110 mm
	Punching on notcher Max. capacity	Ø 18 x 12 mm	Ø 20 x 12 mm
	<b>TECHNICAL DATA</b>	<b>HKM 45</b>	<b>HKM 60</b>
	Motor power	4kW	4kW
	Weight	1165 kg	1440 kg
	Machine Dimensions (L x W x H)	1430 x 950 x 1680 mm	1520 x 950 x 1780 mm
	Power (pressure)	45 ton	60 ton

