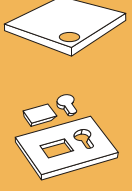
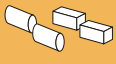





CAPACITIES

<p>Standard Equipments</p> 	PUNCHING	HKM 115
	Diameter x max. thickness	Ø 34 x 26 mm
	Diameter x thickness	Ø 55 x 16 mm
	Maximum diameter	Ø 100 x 5 mm
	Stroke	80 mm
	Stroke count in (20 mm)	x 25
	Throat depth	355 mm
	Working height	1110 mm
<p>Standard Equipments</p> 	STEEL BAR SHEAR	HKM 115
	Round / Square	Ø 55 - 50 mm
<p>Standard Equipments</p> 	ANGLE SHEAR	HKM 115
	Angle section (90°)	150 x 150 x 16 mm
	Angle section (45°)	80 x 10 mm
	Working height	1215 mm
<p>Standard Equipments</p> 	SHEET METAL SHEAR	HKM 115
	Sheet metal	300 x 25 mm
	Sheet metal	600 x 15 mm
	Blade length	610 mm
	Shearing with angle	120 x 15 mm
	Working height	935 mm
	NOTCHING	HKM 115
<p>Standard Equipments</p> 	Thickness	13 mm
	Width	60 mm
	Depth	100 mm
	Working height	935 mm



CAPACITIES

Optional Equipments	OPTIONAL TOOLS	HKM 115
	U - I section blades (for UPN - IPN cutting)	200 x 90 mm 120 x 13 mm
	Special V - notching tooling	100 x 100 x 13 mm
	V - bending press brake Bar bend max.	250 x 22 mm
	V - bending press brake Sheet bend. max.	700 x 3 mm
	Punching on notcher Throat depth	125 mm
	Punching on notcher Max. capacity	Ø 38 x 12 mm
	TECHNICAL DATA	HKM 115
	Motor power	11 kW
	Weight	2920 kg
	Machine Dimensions (L x W x H)	2040 x 950 x 2180 mm
	Power (pressure)	115 ton

