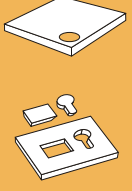
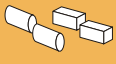





CAPACITIES

<p>Standard Equipments</p> 	PUNCHING	HKM 175
	Diameter x max. thickness	Ø 40 x 32 mm
	Diameter x thickness	Ø 57 x 22 mm
	Maximum diameter	Ø 125 x 5 mm
	Stroke	80 mm
	Stroke count in (20 mm)	x 22
	Throat depth	625 mm
	Working height	1130 mm
<p>Standard Equipments</p> 	STEEL BAR SHEAR	HKM 175
	Round / Square	Ø 65 - 55 mm
<p>Standard Equipments</p> 	ANGLE SHEAR	HKM 175
	Angle section (90°)	200 x 200 x 20 mm
	Angle section (45°)	80 x 10 mm
	Working height	1130 mm
<p>Standard Equipments</p> 	SHEET METAL SHEAR	HKM 175
	Sheet metal	380 x 30 mm
	Sheet metal	600 x 20 mm
	Blade length	610 mm
	Shearing with angle	120 x 15 mm
	Working height	810 mm
	NOTCHING	HKM 175
<p>Standard Equipments</p> 	Thickness	16 mm
	Width	60 mm
	Depth	100 mm
	Working height	910 mm



CAPACITIES

Optional Equipments	OPTIONAL TOOLS	HKM 175
	U - I section blades (for UPN - IPN cutting)	300 x 125 mm 150 x 15 mm
	Special V - notching tooling	100 x 100 x 16 mm
	V - bending press brake Bar bend max.	250 x 25 mm
	V - bending press brake Sheet bend. max.	700 x 4 mm
	Punching on notcher Throat depth	125 mm
	Punching on notcher Max. capacity	Ø 38 x 13 mm
	TECHNICAL DATA	HKM 175
	Motor power	11 kW
	Weight	6000 kg
	Machine Dimensions (L x W x H)	2730 x 1150 x 2280 mm
	Power (pressure)	175 ton

