


EM - T Series [PV 60-500Vac] 6.2KW 220V/230Vac Output




Features

- ✓ Dual output for smart load management
- ✓ Lithium battery activation function by PV or Utility
- ✓ Compatible work with LiFePO4 battery via RS485
- ✓ PV Input 500Vdc Max
- ✓ Built-in MPPT 120A
- ✓ Capable to work without battery
- ✓ Detachable dust cover for harsh environment
- ✓ Wifi remote monitoring optional
- ✓ Support multiple output priority: UTL,SOL,SBU,SUB
- ✓ EQ function to optimize battery performance and extend lifecycle

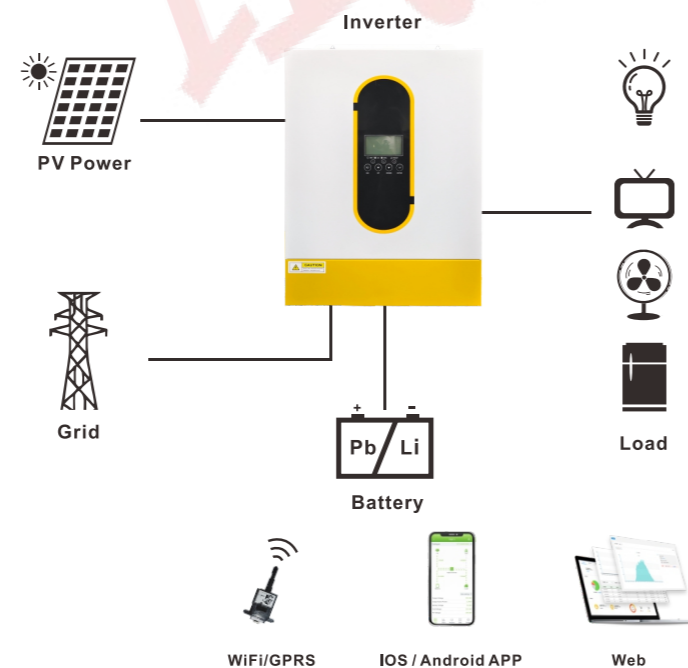


Bottom view



1. Second out
2. Main out
3. AC input
4. RS232 communication port
5. Grounding
6. RS485 communication port
7. Battery input
8. PV input

System Diagram



Technical Data

MODEL	EM6200T-48L
PHASE	1-Phase In /1-Phase Out
Maximum PV Input Power	6500W
Maximum Main Output Power	6200VA/6200W
Maximum Second Output Power	6200VA/6200W
Maximum Total Output Power	6200VA/6200W
Parallel Capability	NO
Lithium Battery activation	YES (By PV or Utility)
Lithium Battery communication	YES(RS485)
AC INPUT	
Nominal Voltage	230VAC
Acceptable Voltage Range	170-280VAC(For personal Computer);90-280VAC(For Home Appliances)
Frequency	50/60 Hz (Auto sensing)
AC OUTPUT	
Nominal Voltage	220/230VAC±5%
Surge Power	12400VA
Frequency	50/60 Hz
Waveform	Pure Sine wave
Dual Outputs	Yes
Transfer Time	10ms(For personal Computer);20ms(For Home Appliances)
Peak Efficiency	94%
Overload Protection	5s@ > =140% load; 10s@100%~140% load
Admissible Power Factor	0.6~1 (inductive or capacitive)
BATTERY	
Battery Voltage	48VDC
Floating Charge Voltage	54VDC
OverCharge Protection	63VDC
Charging Method	CC/CV
SOLAR CHARGER & AC CHARGER	
Solar Charger TYPE	MPPT
Max.PV Array Power	6500W
Max. PV Array Open Circuit Voltage	500VDC
PV Array MPPT Voltage Range	60VDC~500VDC
Max. Solar Input Current	1 / 27A
Max. Solar Charge Current	120A
Max. AC Charge Current	80A
Max. Charge Current	120A
PHYSICAL	
Dimensions, D x W x H(mm)	438x312x122
Package Dimensions, D x W x H(mm)	540x390x210
Net Weight (Kgs)	11
Communication Interface	RS485(RJ45)/RS232(DB9)
ENVIRONMENT	
Operating Temperature Range	-10°C to 55°C
Storage temperature	-15°C~ 60°C
Humidity	5% to 95% Relative Humidity (Non-condensing)

Product specifications are subject to change without further notice.