


# Parent Teacher Virtual Night

May 1, 2025



## Kindergarten Team


Ms. Greene/Ms. Lopez, Ms. Rivas, Ms. Kuppek  
Ms. Moffatt, Ms. Buchanan

# First things first...

Let's take a minute to celebrate! Your children have grown so much this year, academically, socially, and emotionally. We are so proud of all the progress they have made!




























# Reading




- Children should be reading every night for **20 minutes**.
- **Read** with your child.
- **Ask** your child to read the story to you and retell the story.
- **Talk** about the stories... Ask: **Who** are the characters? **What** is the setting? **What** happens in the beginning, middle, and end?
- **Use reading strategies** we have learned.
- Develop habits of **conversation** (no one word answers).
- Practice speaking in **complete sentences**.

# Keyword cards


<p>Aa</p>  <p>a - apple - /ă/</p>	<p>Bb</p>  <p>b - bat - /b/</p>	<p>Cc</p>  <p>c - cat - /c/</p>	<p>Dd</p>  <p>d - dog - /d/</p>	<p>Ee</p>  <p>e - ed - /ě/</p>	<p>Ff</p>  <p>f - fun - /f/</p>
<p>Gg</p>  <p>g - game - /g/</p>	<p>Hh</p>  <p>h - hat - /h/</p>	<p>Ii</p>  <p>i - itch - /ĩ/</p>	<p>Jj</p>  <p>j - jug - /j/</p>	<p>Kk</p>  <p>k - kite - /k/</p>	<p>Ll</p>  <p>l - lamp - /l/</p>
<p>Mm</p>  <p>m - man - /m/</p>	<p>Nn</p>  <p>n - nut - /n/</p>	<p>Oo</p>  <p>o - octopus - /õ/</p>	<p>Pp</p>  <p>p - pan - /p/</p>	<p>QU qu</p>  <p>q - queen - /kw/</p>	<p>Rr</p>  <p>r - rat - /r/</p>
<p>Tt</p>  <p>t - top - /t/</p>	<p>Uu</p>  <p>u - up - /ũ/</p>	<p>Vv</p>  <p>v - van - /v/</p>	<p>Ww</p>  <p>w - wind - /w/</p>	<p>Xx</p>  <p>x - fox /ks/</p>	<p>Yy</p>  <p>y - yellow - /y/</p>
					<p>Zz</p>  <p>z - zebra - /z/</p>

# Teach Tapping to Read Words



m a t → c a t → b a t →

b a g → b u g → m u g



# Reading Progressions

\*Current reading level expectation marked with the arrow.

Months of the School Year										
Month	Sept.	Oct.	Nov.	Dec.	Jan.	Feb.	March	April	May	June
K	■	■	A	B	B	C	C	C/D	D	D
Grade 1	D/E	E/F	G	G	H	H	I	I	J	J
Grade 2	J/K	K	K	K	L	L	L	M	M	M
Grade 3	M/N	N	N	N	O	O	O	P	P	P
Grade 4	P/Q	Q	Q	Q	R	R	R	S	S	S
Grade 5	S/T	T	T	T	U	U	U	V	V	V



This is a puppy.

## Beginning of Year

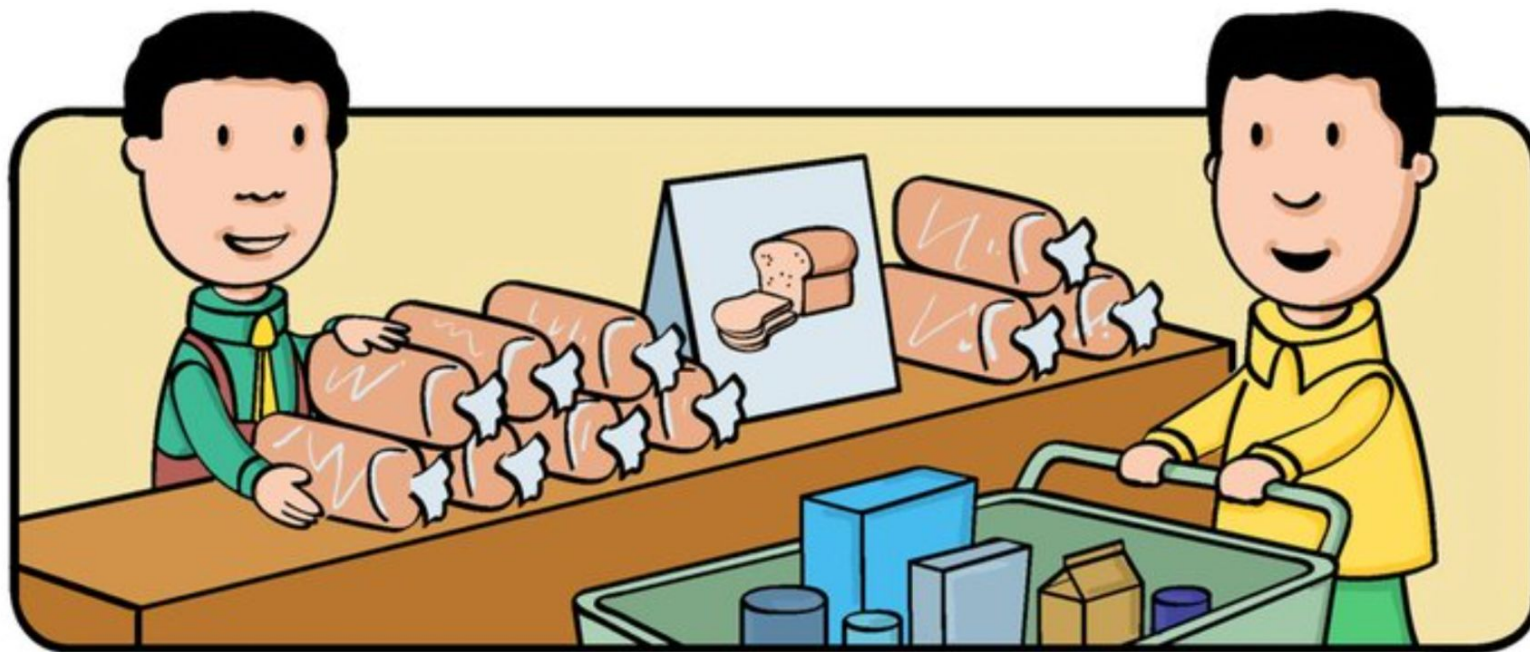
- Few words
- Follows a pattern
- Picture support





We go to the balloon shop.  
We get balloons.





This grocer is a worker.  
He sells bread to the dad.

*Level E stories have more complex ideas and words with endings (such as -ed and -ing).*

Bump!

"Oh, no! The sky is falling,"  
said Little Chick.  
"I will go and tell the king."



**Beginning 1st Grade**

*At Level H the images may no longer show everything happening in the story.*

Daisy ran to the door and looked outside.  
"Come on!" she called to Jack.  
"Let's go outside and play."

Jack ran out the door, past Daisy, and down the steps.  
He was wearing his Super Dog cape.  
"I'm faster than a speeding bullet," he said. "Try to catch me!"



# Mid First Grade



*At Level J, plots become more elaborate and a few abstract ideas are highly supported by the illustrations and the text.*

## Chapter 2

### Scavenging

Elsie passed out the lists.

Little Dinosaur and Monkey looked at the first thing on the list.

1. Bring back something you can get from a tree.

"Hmm," said Little Dinosaur.

"I know," said Monkey. "A branch!  
You can get a branch from a tree!"

"Yes!" said Little Dinosaur.

"Let's find a tree branch!"

Monkey and Little Dinosaur found a big tree branch.



# End of First Grade

# During the Summer

READ, READ, READ!!!! THAT WAY  
CHILDREN DO NOT LOSE WHAT THEY  
HAVE LEARNED

1

**Make  
Reading a  
Priority**

# Good Readers...

## LOOK

at the pictures.



## Slide

through  
the whole  
word.



## Skip

hard words and  
then go back.



...Read...

...Skip...

...Go back and read...

## Get your MOUTH

ready to make  
the first sound.



## Reread....

Does it LOOK right?

Does it SOUND right?

Does it MAKE SENSE?

If not-

**STOP** and go back!

## Spell

the  
word out  
loud.



## Try a different VOWEL

sound.




## Think of a RHYMING

word  
you do know.



"If I know  
c-a-t is cat,  
then I know  
h-a-t must  
be hat."



## "Chunk It"

Look for smaller  
words  
hiding inside.

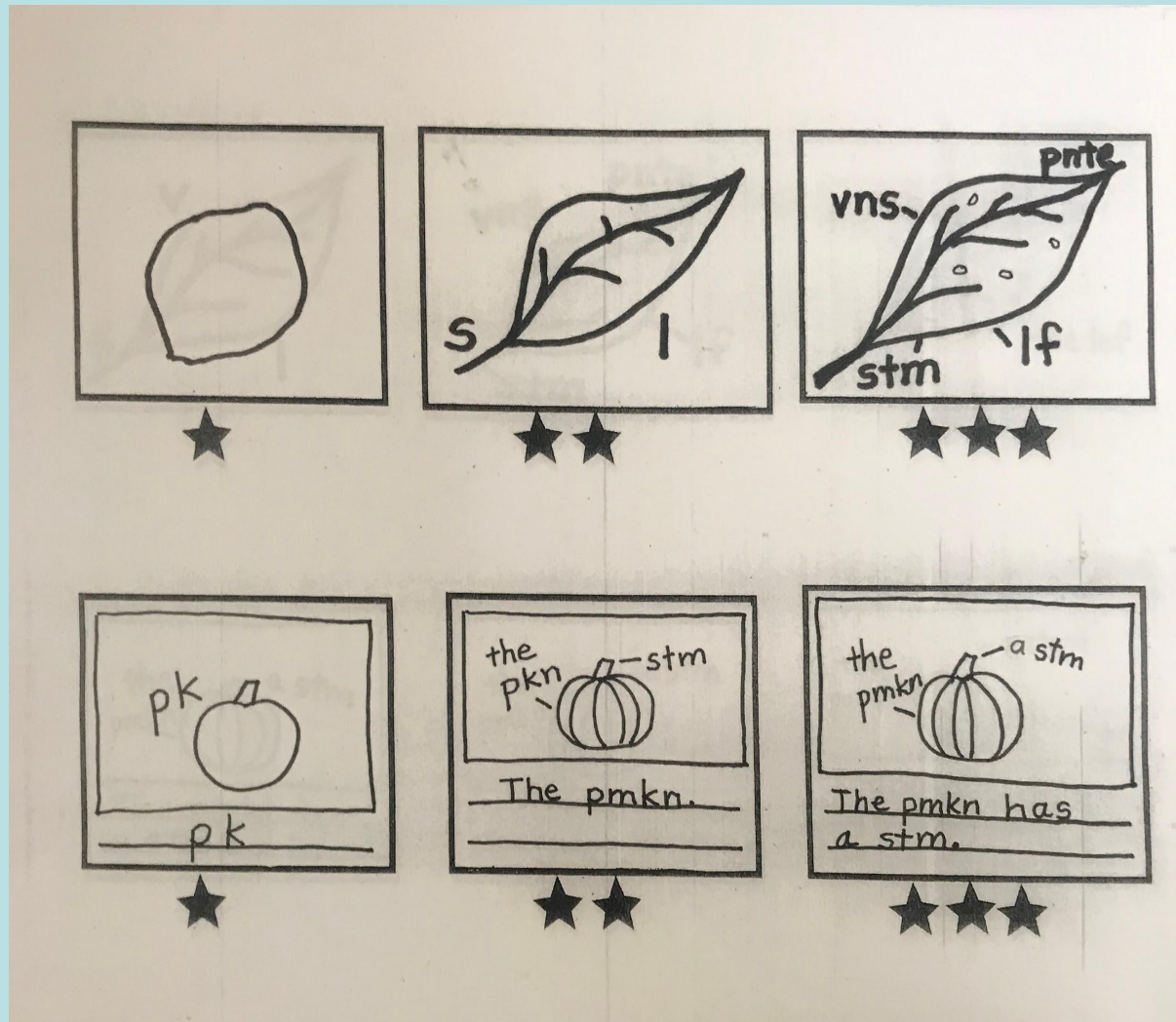


# Writing - K




- **Writes INDEPENDENTLY** about many different topics.
- Make sure your child can **reread his/her writing**... Ask: Does your writing make sense, Does it sound right?
- Uses **periods** and **capital letters** appropriately
- Able to **write sight words quickly**
- **Stretch out words**, listening for sounds of unknown words, especially blends and digraphs.

# Tips for Successful Year



## Progression of Spelling


Kindergarten  
Mid-Year  
Expectation  
for writing.



# Writing - 1st



- **Writes INDEPENDENTLY** about many different topics.
- Make sure your child can **reread his/her writing...**  
Ask: Does your writing make sense, Does it sound right?
- **Use proper endings...** -ed, -ing, -s to make reading look and sound right
- Uses **periods** and **capital letters** appropriately
- Able to **write sight words quickly**
- **Stretch out words**, listening for sounds of unknown words, especially blends and digraphs




I have other cloth for her from a old bear  
I got for Christmas but thos do not sparkel  
They are not fancee cloths Wild Girls  
cloth are ver fancee and do sparkel.✓

1st Grade

Mid-Year Expectations


# Math - K



- Recognize and write #'s 1-20.
- Count objects to 25.
- Count up to 100.
- Count by 10's to 100.
- Identify 2D and 3D shapes.
- Add and subtract within 10.



# Math - 1st



- Read and write #'s 1-120.
- Count by 5's, and 10's.
- Know addition facts 0-20 in a snap, by memory.
- Understand and compute number stories independently, using multiple strategies  
(counting on, drawing a model, ten frame)
- Solve word problems with 3 addends and two digit. ( $2+4+7=13$  and  $17 + 23$ ).
- Find the missing addend, \*Number Bonds\*  
( $8+ \underline{\quad} = 14$ ,  $9- \underline{\quad} = 6$ ).

# What can you do to help?

- Have conversations often with your child
- Read and write with your child EVERY DAY
- Start a Journal with your child to write every day
- Play board games, do puzzles... LIMIT television watching and video games

# Prevent Summer Learning Loss

Have your child read at least  
**20 MINUTES PER DAY**



Students who read  
**20 minutes**  
a day score  
in the  
**90th**  
percentile

Students who read  
**5 minutes**  
a day score  
only in the  
**50th**  
percentile

\*Karin E. Cunningham and Mark E. Newman, "What Reading Does for the Word," The National Federation of Teachers, American Educator, Vol. 33, No. 1-2, pp. 4-15.

Visit  the  **Library.**

Find reasons for your  
child to **practice**  
writing skills.

**Write...**   
a book, a blog, a zine, a poem

Engage in meaningful  
conversations with  
your child.

Stimulating  
conversations boost  
language skills.

Quick Conversation Tips:  
1. Ask questions.  
2. Be positive.  
3. Give your full attention.  
4. Be encouraging.

  
**Audio Books**

Instead of listening  
to music, listen  
to audio books  
during long drives.

**Model Reading Behavior**



.....  
If your child sees  
you reading,  
they will want  
to read as well.

**Read**  
to your  
child

This builds  
listening skills,  
imagination, and  
increases vocabulary

**Learn a new word each week.**

Post the new word with its  
definition and have a contest  
for who can use it the most  
times in one week.

Equanimity

Fait Accompli

Reciprocity

Plethora

Erudition

Panacea

**COOK**  
with your child



.....  
Have your child follow a recipe.  
This enhances both reading and math skills.

# Websites to help improve student learning.

- [www.bookflix.com](http://www.bookflix.com)

Username : PS340

Password: PS340

- [www.pbskids.com](http://www.pbskids.com) (Literacy)
- <http://www.aaamath.com> (Math)
- <http://www.funbrain.com/numbers.html> (Math)
- <http://www.mathcats.com> (Math)
- [www.iready.com](http://www.iready.com) (Math and Literacy)



Please limit screen time!

# **Activities for Summer**

## **Enrichment Resources**

### **Grade/Age Level**

[Intrepid Summer Movie Nights](#)

**All ages**

[NYC Parks Movie Nights](#): Free movie screenings in parks across the city

**All ages**

[Bronx NYC Public Libraries](#): Offers free workshops, craft activities and events for children of all ages

**All school age**

[The Fresh Air Fund](#): Provides free and enriching programs for kids in underserved communities

**8-17**

[Map Free City](#): A free summer program for NYC teens to explore the arts

**10th - 12th graders**

Corner Programing: Free monthly workshops for children & adults to explore poetry, architecture and literacy

# Academic Resources

## Grade/Age Level

[BEAM Summer Camp](#): A math program aimed at increasing representation of students from low-income and historically marginalized communities. Ages 9-17 yrs old