

RESIDENTIAL PRODUCT GUIDE



BITZER GARAGE DOORS, LLC
www.BitzerGarageDoors.com
Phone: 763-295-5366

WHY CHOOSE BITZER GARAGE DOORS LLC?



TR-II in sandstone with colonial windows

Your home is more than an investment of time & money;
it's an expression of who you are and the exacting standards you
have as a homeowner.

Bitzer Garage Doors LLC understands that you have high standards when it comes to enhancing the appearance of your home. That is why we have been uncompromising in maintaining the high quality of our products.

NORTHWOODS PRESTIGE COLLECTION



SR-82 in white with stockton windows & optional hardware

Nothing says *Welcome Home* like our Special Reserve doors.

SPECIAL RESERVE

We've taken the timeless beauty of carriage house garage doors and combined it with the latest in design engineering to create a door that will be as durable as it is beautiful.

With six distinctive styles, nine classic colors and your choice of windows, you'll be able to create the perfect look to complement your home's architectural style and make it uniquely yours.



SR-81 in sandstone with stockbridge windows

What makes the Special Reserve Collection a step above the rest is our craftsmanship. Created from our popular TF-138 or TF-II thermal doors, we add a decorative overlay to create a genuine carriage house look. Made of 26-gauge steel, our doors are durable to the core. Insulated to keep your home thermally efficient year round, the unique thermal barrier helps guard against the elements. And, our quality finishing process creates a clean look on the inside as well as the outside using a

SPECIAL RESERVE

NORTHWOODS PRESTIGE COLLECTION



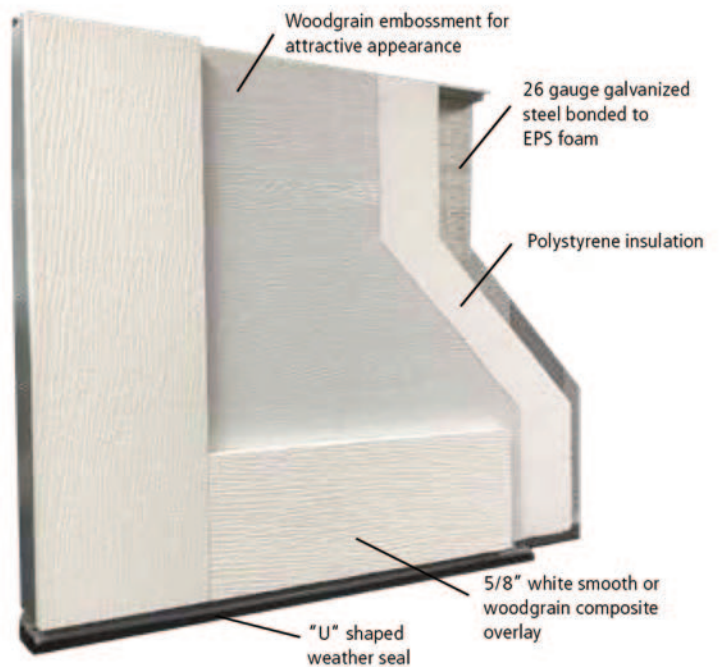
SR-81 in white with stockbridge windows & optional hardware

With classic beauty, durability and thermal efficiency, your home will be
The Talk of the Town.

Available in 1 3/8" & 2" models.

Door Details

- 1-3/8" or 2" insulated steel flush sandwich door with decorative overlay.
- Woodgrain embossed, hot-dipped galvanized steel is pre-finished exterior and interior then coated with baked-on polyester primer and acrylic finish.
- Polystyrene insulation bonded to 26-gauge steel skin providing thermal protection to the edge of each section.
- White interior steel for a finished look on the inside of your garage.
- Uniquely designed tongue & groove section joints create weather-resistant seal against rain, snow and wind.
- Durable PVC seals provide a continuous thermal break on all section joints, reducing thermal transmissions.
- 18-gauge hot-dipped galvanized stiles are carried the full height of the sections providing superior strength and durability compared with commonly used hinge pads.
- Heavy-duty "U" shaped bottom weather seal helps protect against elements.
- Hinges are 14-gauge, hot-dipped galvanized steel for lasting durability.
- 10-ball rollers standard.



Optional Features


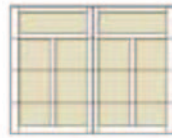
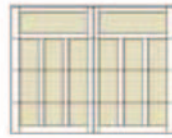




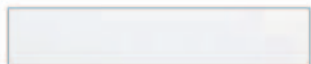



















- Decorative hardware-stamped steel/black powder coated
- Keyed or Slide Lock Set
- Wind Load Certification - in accordance with ASTM-E330 & ANSI/DASMA 108-2002

Please Note:

If painting your Special Reserve door, use a latex paint with a Light Reflective Value (LRV) of more than 36, or a color on a vinyl safe color palette, or for colors darker than vinyl safe and/or for custom matched colors use AquaSurTech D100 heat reflective paint. **Failure to follow these guidelines may result in significant damage and will void warranty.**

SPECIAL RESERVE OPTIONS



<p>Style Options</p>	       <p>Make your own custom creation!</p>
<p>Overlay Options</p>	  <p>Overlay board color is white only for all door color options below. Overlay may be custom painted, subject to painting guidelines.</p>
<p>Window Options*</p>	     <p>*For double width doors, additional designs available.</p>
<p>Color Options</p>	          <p>Paint your own custom color! (subject to painting guidelines)</p>
<p>Hardware Options</p>	   <p>STRAP HINGE DOOR STUD LIFT HANDLE</p>

NORTHWOODS PRESTIGE COLLECTION



AR-138 in white with optional hardware

These doors will give any building *Style* that will last for years to come.

ASPEN RIDGE

The Aspen Ridge Series blends the timeless look of a carriage house design with the durability of our contemporary steel panel doors. Available in a recessed panel for our three-layer thermal doors, or raised grooved panel for our one or two-layer pan door, you can customize the look of your Aspen Ridge door further with optional decorative windows and hardware. With several colors to choose from, you can count on a unique look that is customized to your tastes.



ARL-25 in white with heritage windows and optional hardware

ASPEN RIDGE

NORTHWOODS PRESTIGE COLLECTION



Designed to offer you the timeless look of a carriage house door.
Available in AR-25, ARL-25, AR-138, ARL-138, AR-II, ARL-II, AR-III & ARL-III models.

Door Details

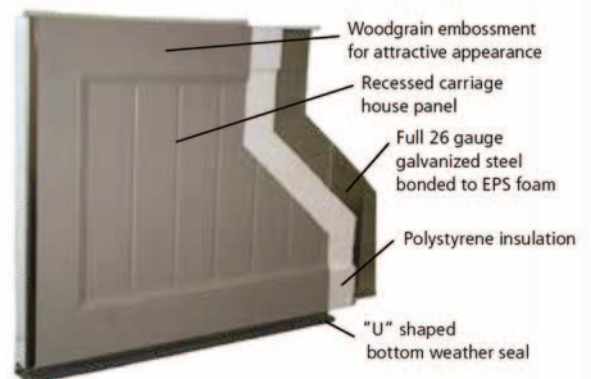
Aspen Ridge Thermal Series: AR-138, ARL-138, AR-II, ARL-II, AR-III, ARL-III

- Woodgrain embossed, hot-dipped galvanized steel is pre-finished exterior and interior then coated with baked-on polyester primer and acrylic finish.
- Recessed carriage house panel design.
- Polystyrene insulation bonded to 26-gauge steel skin providing thermal protection to the edge of each section.
- Uniquely designed tongue & groove section joints create weather-resistant seal against rain, snow and wind.
- Durable PVC seals provide a continuous thermal break on all section joints, reducing thermal transmissions.
- 18-gauge hot-dipped galvanized stiles are carried the full height of the sections providing superior strength & durability compared with commonly used hinge pads.
- Hinges are 14-gauge, hot-dipped galvanized steel for lasting durability.
- Heavy-duty "U" shaped bottom weather seal helps protect against elements.
- Section thickness available in 1 3/8", 2" and 3". R-values range from 6.6 to 15.1.

Aspen Ridge Pan Series: AR-25 & ARL-25

- Hot-dipped galvanized steel pre-finished with a primer coat and baked-on polyester top coat provides a beautiful, low maintenance finish.
- 25-gauge exterior steel provides strength and durability.
- Raised carriage house panel design, in short and long panel versions.
- Tongue & groove section joints create weather-resistant seal against rain, snow and wind.
- 18-gauge stiles are mechanically fastened, providing section strength while eliminating welds that often rust.
- Hinges are 14-gauge, hot-dipped galvanized steel for lasting durability.
- Heavy-duty "U" shaped bottom weather seal helps protect against elements.
- 2" sections available with optional polystyrene insulation to increase thermal efficiency. R-value of 6.9 with insulation.

AR-138 • ARL-138 • AR-II • ARL-II • AR-III • ARL-III



AR-25 • ARL-25



Optional Features

- Polystyrene insulation reduces heat loss and features a laminated High Impact Thermal Styrene (HITS) backer. (AR-25)
- Wind Load Certification - in accordance with ASTM-E330 & ANSI/DASMA 108-2002.
- Keyed or Slide Lock Set
- 10 Ball Rollers

ASPEN RIDGE OPTIONS

Panel Options



RAISED CARRIAGE PANEL - LONG

ARL-25



RAISED CARRIAGE PANEL - SHORT

AR-25



RECESSED CARRIAGE PANEL - LONG

ARL-138

ARL-II

ARL-III



RECESSED CARRIAGE PANEL - SHORT

AR-138

AR-II

AR-III

Window Options



PLAIN LONG PANEL



HERITAGE



SAVANNA



STOCKBRIDGE



PLAIN



CATHEDRAL



STOCKTON



CASCADE



SHERWOOD



WYNDBRIDGE




COLONIAL



SUNBURST


Color Options*
Availability depending on model. Refer to specifications.




WHITE



ALMOND



SANDSTONE



BEIGE



EARTHTONE



SEPIA



BROWN



GREEN



BLACK



GOLDEN OAK



MEDIUM OAK



WALNUT

Hardware Options



STRAP HINGE



DOOR STUD



LIFT HANDLE

CUSTOM RIDGE DOORS



CRA-II in sandstone with stockbridge windows & optional hardware

Reflect your *Personal Style* with our Custom Ridge Doors

A classy addition to our Aspen Ridge line, the Custom Ridge door brings a flair of elegance and curb-appeal to any home. Hand-crafted inlays are matched with any of our fine classic or bi-directional color options to create that timeless carriage-house charm. Reflect your personal style with six distinctive designs to choose from, decorative hardware and window options. With this level of craft and customization, you'll own a door like no other in the neighborhood.



CUSTOM RIDGE PRODUCT INFORMATION



STYLE OPTIONS



AR-CRX



AR-CRA



AR-CRV



ARL-CRX



ARL-CRA



ARL-CRV

For window, color and hardware selection, please refer to the Aspen Ridge options.

FOREST BAY COLLECTION



TR-II in almond with colonial windows

Elegantly Crafted to complement your home's architectural style.

TR, TF & LP

The Forest Bay collection of insulated thermal doors combines the stylish appearance of woodgrained embossment with the rugged durability of heavy gauge steel thermally bonded to dense polystyrene insulation. This collection delivers thermal efficiency available in three door thicknesses – 1 3/8, 2 and 3 inch, while offering a full range of colors and window options. Strength and beauty come together in one package tailor made to fit your tastes!



TR-138 in white with colonial windows

TR, TF & LP

FOREST BAY COLLECTION



Classic in Style. Innovative in Design.

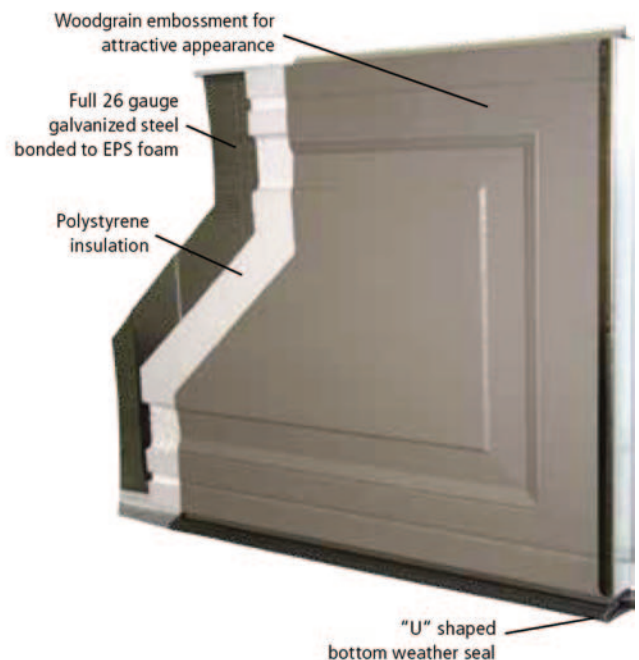
Available in TR-138, TR-II, TR-III, TF-138, TF-II, TF-III, LP-138, LP-II and LP-III models.

Door Details

- Woodgrain embossed, hot-dipped galvanized steel is pre-finished exterior and interior then coated with baked-on polyester primer and acrylic finish.
- Polystyrene insulation bonded to 26-gauge steel skin, providing thermal protection to the edge of each section.
- Uniquely designed tongue & groove section joints create weather-resistant seal against rain, snow and wind.
- Durable PVC seals provide a continuous thermal break on all section joints, reducing thermal transmissions.
- 18-gauge hot-dipped galvanized stiles are carried the full height of the sections providing superior strength and durability compared with commonly used hinge pads.
- Hinges are 14-gauge, hot-dipped galvanized steel for lasting durability.
- Heavy-duty "U" shaped bottom weather seal helps protect against elements.
- Section thickness available in 1 3/8", 2" and 3". R-values range from 6.9 to 15.1.

Optional Features

- Keyed or Slide Lock Set
- Wind Load Certification - in accordance with ASTM-E330 & ANSI/DASMA 108-2002



FOREST BAY OPTIONS

Panel Options



CLASSIC



LONG



FLUSH

Window Options

TR & TF



CASCADE



CATHEDRAL



COLONIAL



PLAIN



SUNBURST



SAVANNAH



SHERWOOD

LP



HERITAGE



PLAIN LONG PANEL



STOCKBRIDGE



STOCKTON



WYNDBRIDGE

Color Options*
Availability depending on model. Refer to specifications.



WHITE



ALMOND



SANDSTONE



BEIGE



EARTHTONE



SEPIA



BROWN



GREEN



BLACK



GOLDEN OAK



MEDIUM OAK



WALNUT

TIMBERLAND COLLECTION



RP-25 in white with colonial windows

Stylish, Dependable & Affordable.

RP-25, LP-25 & 25 GA

The Timberland Collection offers a wide variety of styles, colors and window options that allow you to complement your home's architectural style with a look that is your own. These 2" heavy-duty steel doors provide durability, along with the efficiency of optional polystyrene insulation to deliver exceptional value and long lasting beauty.



RP-25 in brown

RP-25, LP-25 & 25 GA

TIMBERLAND COLLECTION



Make Your Own Statement
Customize Your North Central Door.
Available in RP-25, LP-25 & 25 GA Models.

Door Details

- Hot-dipped galvanized steel pre-finished with a primer coat and baked-on polyester top coat provides a beautiful, low maintenance finish.
- 25-gauge woodgrain embossed exterior steel provides strength and durability.
- Raised panel design, in short and long panel versions, or woodgrain embossed ribbed design.
- Tongue and groove section joints create a weather-resistant seal against rain, snow and wind.
- 18-gauge stiles are mechanically fastened, providing section strength while eliminating welds that often rust.
- Hinges are 14-gauge, hot-dipped galvanized steel for lasting durability.
- Heavy-duty "U" shaped bottom weather seal helps protect against elements.
- 2" sections available with optional polystyrene insulation to increase thermal efficiency. R-value of 6.9 with insulation.

Woodgrain embossed
25ga steel

Optional HITS liner



"U" shaped bottom
weather seal

Optional Features

- Polystyrene insulation reduces heat loss and features a laminated High Impact Thermal Styrene (HITS) backer.
- Wind Load Certification-in accordance with ASTM-E330 & ANSI/DASMA 108-2002
- Keyed or Slide Lock Set
- 10 Ball Rollers

TIMBERLAND OPTIONS

Panel Options



CLASSIC



LONG



RIBBED

Window Options

RP-25



CASCADE



CATHEDRAL



COLONIAL



PLAIN



SUNBURST



SAVANNA



SHERWOOD

LP-25



HERITAGE



PLAIN LONG PANEL



STOCKBRIDGE



STOCKTON



WYNDBRIDGE

25 Gauge Ribbed



24" X 12"

Color Options*
¹ 25 GA available in white or brown.



WHITE ¹



ALMOND



SANDSTONE



BROWN ¹



GREEN



BLACK

BIDIRECTIONAL WOODGRAIN DOORS

The beauty and style of handcrafted wood panel doors without the high maintenance. We are pleased to offer three bidirectional woodgrain finishes, giving a realistic, luxurious look.



AR-II in walnut with optional hardware

WOODGRAIN DOOR DETAILS

- Available in Walnut, Medium Oak and Golden Oak, these finishes simulate an authentic wood panel constructed door with contrasting woodgrain patterns between stiles and panels.
- Bidirectional finishes are available on the Forest Bay Collection (except flush panel doors) and Aspen Ridge thermal models (AR-138, ARL-138, AR-II, ARL-II, AR-III & ARL-III).
- Five long panel window options & seven short panel options are available in each color.
- Stucco embossment provides a textured appearance without diminishing the woodgrain accents.

WOODGRAIN FINISH OPTIONS



WALNUT



MEDIUM OAK



GOLDEN OAK

BIDIRECTIONAL WOODGRAIN DOORS



SPECIFICATIONS

	Northwoods Prestige										Forest Bay										Timberland		
	Special Reserve 138	Special Reserve II	Aspen Ridge 138	Aspen Ridge II	Aspen Ridge III	Aspen Ridge 25	TF-138	TF-II	TF-III	TR-138	TR-II	TR-III	LP-138	LP-II	LP-III	RP-25	LP-25	RP-25	25-GAUGE				
Panel Designs																							
Flush																							
Classic																							
Long																							
Carriage																							
Carriage Long																							
Overlay																							
Ribbed																							
Construction																							
One layer																							
Two layer																							
Three layer																							
Door Thickness	1 3/8"	2"	1 3/8"	2"	3"	2"	1 3/8"	2"	3"	1 3/8"	2"	3"	1 3/8"	2"	3"	2"	2"	2"	2"	2"			
Insulation	Polystyrene	Polystyrene	Polystyrene	Polystyrene	Polystyrene	Polystyrene	Polystyrene	Polystyrene	Polystyrene	Polystyrene	Polystyrene	Polystyrene	Polystyrene	Polystyrene	Polystyrene	Polystyrene	Polystyrene	Polystyrene	Polystyrene	Polystyrene			
Steel Thickness	26/26 ga.	26/26 ga.	26/26 ga.	26/26 ga.	26/26 ga.	25 ga.	26/26 ga.	26/26 ga.	26/26 ga.	26/26 ga.	26/26 ga.	26/26 ga.	26/26 ga.	26/26 ga.	26/26 ga.	25 ga.	25 ga.	25 ga.	25 ga.	25 ga.	25 ga.		
R-Value / U factor ¹	7.2 / 14	9.2 / 11	6.6 / 15	8.5 / 12	14.6 / 07	6.9 / 14	8.9 / 11	15.1 / 07	6.9 / 14	8.8 / 11	14.9 / 07	6.9 / 14	8.8 / 11	8.8 / 11	14.9 / 07	6.9 / 14	6.9 / 14	6.9 / 14	6.9 / 14	6.9 / 14			
Decorative Hardware Options																							
Window Glass Options																							
Non-insulated glass																							
Insulated glass																							
Color Options																							
White																							
Sandstone																							
Almond																							
Beige																							
Earstone																							
Forest Green																							
Dark Brown																							
Sepia																							
Black																							
Walnut																							
Medium Oak																							
Golden Oak																							
Windload option ²																							
Warranty																							
Rust-through	lifetime	lifetime	lifetime	lifetime	lifetime	20 yrs	lifetime	lifetime	lifetime	lifetime	lifetime	lifetime	lifetime	lifetime	lifetime	20 yrs	20 yrs	20 yrs	20 yrs	20 yrs	20 yrs		
Workmanship	1 yr	1 yr	1 yr	1 yr	1 yr	1 yr	1 yr	1 yr	1 yr	1 yr	1 yr	1 yr	1 yr	1 yr	1 yr	1 yr	1 yr	1 yr	1 yr	1 yr	1 yr		
Delamination	10 yrs	10 yrs	10 yrs	10 yrs	10 yrs	N/A	10 yrs	10 yrs	10 yrs	10 yrs	10 yrs	10 yrs	10 yrs	10 yrs	10 yrs	N/A	N/A	N/A	N/A	N/A	N/A		
Hardware	7 yrs	7 yrs	7 yrs	7 yrs	7 yrs	7 yrs	7 yrs	7 yrs	7 yrs	7 yrs	7 yrs	7 yrs	7 yrs	7 yrs	7 yrs	7 yrs	7 yrs	7 yrs	7 yrs	7 yrs	7 yrs		
Springs	3 yrs	3 yrs	3 yrs	3 yrs	3 yrs	3 yrs	3 yrs	3 yrs	3 yrs	3 yrs	3 yrs	3 yrs	3 yrs	3 yrs	3 yrs	3 yrs	3 yrs	3 yrs	3 yrs	3 yrs	3 yrs		

¹ Calculated door section R-value based on ASTM C518 testing.

² Windload certification in accordance with DASMA 108-2005. Please refer to local building codes to ensure compliance.



TF-II in black with plain windows

We Know Garage Doors.

We're always ready to address any questions or concerns you may have.

Bitzer Garage Doors LLC

PO Box 1143 • Monticello MN 55362

Phone: 763-295-5366 • www.BitzerGarageDoors.com

Printed Colors may vary slightly from actual colors. Please visit your local dealer for actual color swatches. As NCDC continuously strives to improve our products, all specifications listed on this brochure are subject to change without notice or obligation.