

CATALOG

ABB drives for HVAC



ACH580 series

Leading the way in HVAC drives

Comfort. It's something we take for granted in the buildings we live and work in. But comfort requires efficient systems to control heating, ventilation, and air conditioning (HVAC) to ensure the air we breathe is pure and the temperature is comfortable.

We also need to ensure air quality and safety in the most energy-efficient and cost-effective way in both normal and mission-critical situations.

For half a century, ABB has been leading the way in optimizing HVAC systems using drive control to ensure that you can take comfort for granted. The new ACH580 series of variable-frequency drives (VFDs) provides the quality, reliability, and energy savings you expect, and are easy to use and safe to maintain. All you need to do is to set the drive up, and then focus on what counts.

Contents

| | |
|--------------|--|
| 04–05 | The next step in HVAC drives |
| 06–07 | Premier air handling |
| 08–09 | Precise water flow control |
| 10–11 | ACH580 drives offering |
| 12–13 | ACH580 ultra-low harmonic (ULH) drive |
| 14–15 | Common characteristics of the ACH580 drives family |
| 16–17 | Technical data |
| 18 | How to select a drive |
| 19–26 | Ratings, types and voltages |
| 27 | Option compatibility |
| 28–34 | Dimensions |
| 35 | Comprehensive connectivity |
| 36 | Options |
| 37 | High protection for operation in harsh environments |
| 37 | Flange mounting |
| 38 | ACS580 motor control |
| 39 | ABB Ability™ smartphone apps |
| 40 | Services to match your needs |
| 41 | Drives service – Your choice, your future |
| 42 | A lifetime of peak performance |

The next step in HVAC drives

The new ACH580 drives come with a range of advanced features, such as a new primary settings menu that makes commissioning the drives much easier and faster. Optional Bluetooth connectivity offers improved accessibility for drives in remote areas and increases safety by letting users stay out of arc flash zones.

Simple to select, install and use

All the essentials – such as chokes, EMC filters, cabling clamps, certified BACnet communication, and enclosures from UL (NEMA) Type 1 to UL (NEMA) Type 12 – are a standard part of the drive, simplifying selection, installation, and commissioning.

Safe maintenance

The packaged disconnect solution provides a main disconnect switch, further increasing safety for people working on air-handling units.

Motor control options to meet your application needs

ACH580 drives can be integrated with several types of AC motors, even high-efficiency permanent magnet (PM) and synchronous reluctance (SynRM) motors. Using these motors can reduce your energy costs even more.



Additional I/O options

Take advantage of the added flexibility and accessibility – never be without back-up I/O points at the job site again.



ACH580 drives are ideal for HVAC fans, pumps, compressors, air-handling units, and chillers. These are used in hospitals, data centers, shopping centers, tunnel ventilation, factories, office buildings, and more.



Intuitive control panel

The drive's HVAC-specific software, intuitive control panel with customizable text, and menu-driven programming simplify setup and operation of even the most complex applications. You can customize the view so that it only shows the information you need, and it automatically saves a backup of your most recent configuration so that it's always available.



Optional Bluetooth® capability

ABB's new HVAC Bluetooth control panel lets you commission the drive remotely, safely outside the arc flash boundary. The Drivetune smartphone app allows you to commission and tune the drive from a distance, giving you access to the same primary settings and other menus available on the drive's HVAC control panel.



Reliable communication

BACnet MS/TP, Modbus RTU and Johnson Controls N2 are embedded in every ACH580. In addition, a wide range of optional fieldbus adapters are available to enable connectivity with all major building automation and control systems.

Harmonic mitigation


The drive provides reduced harmonics with built-in, optimized DC choke in a small and lightweight design.

Ultra-low harmonic (ULH) drive for a clean network

The revolutionary ACH580 ultra-low harmonic drive is designed specifically for the HVAC market, minimizing the effect of harmonics on your system. This all-in-one solution is fully integrated within the ACH580 platform and leverages the same programming tools, user settings, options, and functions, while providing superior harmonic performance.

Premier air handling

We understand the complexity of air handling systems and the need to produce high levels of comfort, control, and safety. Regardless of the season or external conditions, we help make your system efficient, safe, and informative.



Effortless system startup


The ACH580 ensures a smooth, coordinated start to your HVAC system. Embedded interlock logic enables the drive to confirm that equipment such as dampers are in the right position and sensors are showing the correct status before operations begin. The control panel's Primary Settings menu and built-in assistants streamline commissioning, allowing basic setup to be completed in minutes. The Drive Composer PC tool simplifies the customization of the drive.

Increased energy savings

Increase energy savings by using the appropriate motor and drive combination. The ACH580 drive works with a variety of motors, such as induction, PM, or SynRM, enabling high efficiencies.

Improved safety

Built-in safety functionality, such as override mode, enables your system to override all non-essential faults during emergencies to maintain air quality in the fire exit paths.



The control panel's optional Bluetooth capability provides an extra level of safety for commissioning and troubleshooting.

Reduced costs


The ACH580 reduces costs by eliminating dependencies on external controllers. The drive can use its internal PID loops to maintain a pressure setpoint by checking the active pressure and adjusting the fan speed accordingly.

Improved monitoring and maintenance

Leverage advanced system monitoring, giving you access to data on all aspects of the operation. Use this information to plan maintenance based on the actual needs of the application. With built-in monitoring, the drive lets you know when it's time to take action if a fan stalls, a belt breaks, a filter clogs, and more.

Precise water flow control

Controlling the flow of chilled water in HVAC systems allows you to regulate temperatures in a building. Your system benefits from motor control that coordinates pumps, chillers, and cooling towers to operate as efficiently and simply as possible, with functions designed to keep the flow rate in line with the needs of the chiller and the building.




Motor monitoring prevents problems

Protect your investment with onboard monitoring. Monitor and show trends of key attributes for preventative maintenance.

Protect your equipment

Extend the life of your pipes, motors, valves, and pumps with intelligent motor control. By starting the pumping system smoothly and precisely managing flow and pressure, you protect the system from pressure surges.

**Energy savings through intelligent control**

Intelligent motor control replaces throttle and bypass valves, enabling better control of flow, and resulting in energy savings. In addition, fewer mechanical parts means minimal wear and tear on the system.

System optimization

As demand fluctuates during the day, the system automatically adjusts. The ACH580 provides optimal pressure when needed, and goes into sleep mode when it's not.

ACH580 drives offering

All ACH580 drives offer ease of use, scalability, and reliability and comes in a variety of packages. They can be equipped with an intuitive Bluetooth control panel, allowing the drive to be configured directly via the control panel or via the Drivetune app. A robust HVAC firmware package provides drive, motor, and application protection features. The drive includes BACnet MS/TP, Modbus RTU, and Johnson Controls N2. Additional protocols, such as BACnet/IP and LonWorks, are available with optional fieldbus adapters.



Wall-mounted drives, ACH580-01

ACH580-01 wall-mounted drives are available in UL (NEMA) Type 1 to UL (NEMA) Type 12 protection class with a power range up to 350 hp and offer side-by-side, flange, and horizontal mounting options. The UL (NEMA) Type 12 variants are designed for applications exposed to dust, moisture, vibration, and other harsh conditions. The ACH580-01 is a six-pulse drive that includes an optimized DC link choke for harmonic mitigation.



Ultra-low harmonic drives, ACH580-31

ACH580-31 ultra-low harmonic drives help to keep the power network clean. The ACH580 ultra-low harmonic (ULH) drive provides an unprecedented compact design that delivers unity power factor with a 3% or less THDi. By meeting the most stringent requirements of the IEEE519 recommendations, the ACH580 ULH drive reduces any risk of electrical disturbance when operating on a back-up generator.



E-Clipse bypass drive, ACH580-VCR, ACH580-VDR, ACH580-BCR, ACH580-BDR

The ACH580 with ABB E-Clipse bypass has an integrated UL (NEMA) Type 1, 12 or 3R enclosure with a bypass motor starter and is available from 1 to 350 hp at 230/460/575 V. The ACH580 with ABB E-Clipse bypass provides an input disconnect switch or circuit breaker with door mounted and interlocked switch (padlockable in the OFF position), a bypass starter, electronic motor overload protection, a door mounted control panel with graphical display for local control, provisions for external control connections, and serial communications capability.



Packaged drive with disconnect means, ACH580-PCR, ACH580-PDR

The ACH580 Packaged Drive includes an ACH580 drive in a UL (NEMA) Type 1, 12 or 3R enclosure with either an input disconnect switch and fast acting fuses or an input circuit breaker. It is available from 1 to 350 hp at 230/460/575 V. The ACH580 Packaged Drive provides a door-mounted input disconnect switch (padlockable in the OFF position), electronic motor overload protection, a door mounted control panel with graphical display for local control, provisions for external control connections, and serial communications capability.

The entire ACH580 product family provides a consistent user interface and features, making it easy for you to install, commission and use throughout your facility.

ACH580 ultra-low harmonic (ULH) drive

What are harmonics?

In an ideal case the current in an AC grid is a pure sine wave and does not contain harmonics. In reality the current deviates from this pure sine wave and contains harmonics. Harmonics are typically measured as a percentage value, called total harmonic distortion (THD).

Harmonics can cause damage to sensitive electronic equipment, interference to communication equipment, tripping of circuit breakers, blowing of fuses and capacitor failures. The effects can also include overheating of cables, light ballast, motors, overloading of transformers, generator failure and power factor capacitor damage.



Complete HVAC functionality

The ACH580 ULH comes standard with an intuitive control panel used to configure, control, and monitor the drive. An optional Bluetooth control panel allows the drive to be configured via the control panel or the DriveTune app.

A robust HVAC firmware package provides drive, motor, and application protection features. Application specific features, such as accepting four separate start interlocks (safeties), along with broken belt detection, are also included. The drive includes BACnet MS/TP, Modbus RTU, and Johnson Controls N2 as standard.

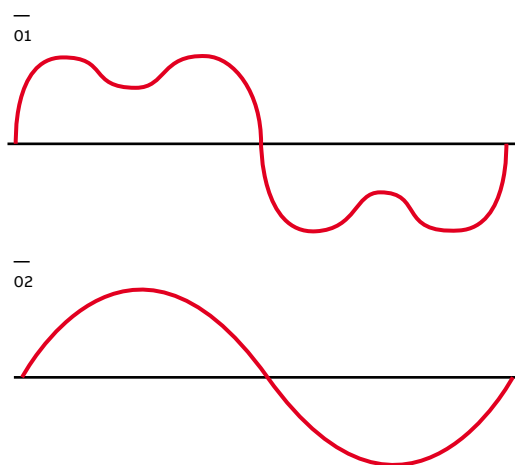
Savings in total cost of ownership

Installation costs are reduced with the simple 3 wires in and 3 wires out design. Maintenance costs are lowered as compared to other harmonic mitigation solutions like passive filters, multi-pulse and active filters there are less components to maintain and stock as spares.

Using the ACH580 ULH allows your engineer to design your electrical system and backup generators to the right size and not oversizing for the harmonics in the network.

—
01
Diode supply

—
02
Active supply



Reliability for your building

Harmonics in the network could cause problems with other electrical equipment in the same electrical network. In the worst case it might cause your sensitive electrical equipment to fail.

Harmonics can cause problems also in retrofit projects. In such projects, a transformer might not be able to meet the harmonic levels caused by non-linear loads such as standard 6-pulse drives, so there is a risk of overloading the transformer.

In addition to problems caused by harmonics, also weak network can cause troubles to your systems. Weak electrical networks that have sags in line voltage may cause motors to overheat, trip or fail.

The ACH580 ULH drive offers a reliable solution to overcome these challenges as it is able to lower the harmonic content so that sensitive equipment stay running and transformers or generators don't fail. Also the ACH580 ULH can boost output voltage so that motor always runs with nominal voltage despite the fluctuations in line voltage.

Optimized size and performance

ACH580 ULH has all the harmonic mitigation technology in the drive. With a THDi of 3% or less, there is no need for external components to install with the drive for reducing harmonics, this drive doesn't create the harmonics to fix.

ACH580 ultra-low harmonic packaged drives with disconnect

The ACH580 ultra-low harmonic (ULH) packaged drive is an ACH580 ULH variable frequency drive enclosed with either an input disconnect switch and fast acting fuses (ACH580-3PDR) or an input circuit breaker (ACH580-3PCR). The ACH580 packaged drive provides a door-mounted input disconnect operator (padlockable in the OFF position), electronic motor overload protection, a door mounted control panel with graphical display for local control, provisions for external control connections, and serial communications capability.

ACH580 ultra-low harmonic drive E-Clipse bypass

The ACH580 ultra-low harmonic (ULH) drive with ABB E-Clipse bypass is an ACH580 HVAC drive in an integrated UL (NEMA) Type 1, 12 or 3R enclosure with a bypass motor starter. The ACH580 ULH drive with ABB E-Clipse bypass provides an input disconnect switch or circuit breaker with door mounted and interlocked operator (padlockable in the OFF position), a bypass starter, electronic motor overload protection, a door mounted control panel with graphical display for local control, provisions for external control connections, and serial communications capability. Configurations with the +F267 option include a drive service switch.

Technical details and documentation

PDF, BIM, CAD Drawings and 3D models are available for planning your building.



Common characteristics of the ACH580 drives family



ACH580 series

HVAC control panel with primary settings

- Primary settings makes commissioning the drive easier than ever before
- The optional Bluetooth-enabled control panel allows easy smartphone connection and remote support capability
- Easily available USB interface for PC and tool connection
- Help button for problem-solving

HVAC communication protocols

- The most common HVAC communication protocols – BACnet MS/TP, Johnson Controls N2 and Modbus RTU – are standard
- BACnet/IP with optional fieldbus adapter

Ingress protection

- ACH580 drives are available in multiple different UL/NEMA classes. Check the details at the end of this catalog.

Suitable for various HVAC applications

- Suitable not only for variable-torque applications like fans and pumps, but also for basic constant-torque applications like compressors
- Support for induction, permanent magnet and synchronous reluctance motors

Reliability and quality

- All units are tested under full load at maximum allowed ambient temperature to verify quality
- Printed circuit boards have an extra coating to protect against humid and harsh environments

Harmonic mitigation options

- The ACH580-01 has optimized DC chokes standard for harmonic mitigation.
- Compliant with IEC/EN61000-3-12
- The ACH580-31 ultra-low harmonic drive results in harmonic current as low as 3 percent at the input terminals of the drive, meeting even the most stringent IEEE519 requirements.



Shared features of the ABB all-compatible drives portfolio

Drivetune smartphone app

- The Drivetune smartphone app together with the Bluetooth-enabled control panel allow you to set up and commission the drive remotely from a safe and comfortable location, using the same primary settings menu that is available on the control panel on the drive.

Energy efficiency calculators

- Optimize energy efficiency with features that help you to save and manage energy. You can monitor the hourly, daily cumulative, last hour, last day and last month energy consumption via kWh counters.

Diagnostic menu

- Analyze and resolve issues with the control panel's diagnostics menu. You can quickly analyze why the drive is performing as it is; running, stopped or running at the present speed.

Embedded load analyzers

- Analyze and optimize the application with the load profile log, which shows how the drive has been operating.

EMC/RFI category C2

- The EMC category C2 level design allows installation in commercial and residential buildings.

Reduced motor noise

- User-selectable switching frequencies to manage audible noise.

Integrated process control

- Reduce costs with built-in PID controllers, allowing drives to self-govern, limiting the need for external controllers.

Flexibility in programming

- Align the drive to the needs of your application and users with customized home screens and adaptive programming.

Extensive I/O capabilities

- ABB HVAC drives have an extensive number of I/O terminals in standard configuration
- Color-coded terminals and clear terminal marking significantly ease drive wiring process
- I/O status can be monitored via the I/O menu
- I/O can be forced on or off to verify the drive's programming

Same PC tools for ABB all-compatible drives

- Drive composer entry available for free at www.abb.com
- Same parameter structure makes the all-compatible platform easy to use

Connectivity

- ABB's F-series fieldbus adapters can be used throughout the all-compatible platform
- Fieldbus settings are made easy with the Primary Settings menu
- Bluetooth connectivity to apple and android devices

Technical data for the ACH580-01 and ACH580-31

| | |
|---|---|
| Product compliance (complete list on following page) | |
| ACH580-01, ACH580-31 | CE, UL, cUL, and EAC |
| Supply connection | |
| Input voltage (U_i) | |
| ACH580-xx-xxxA-2 | 208/240V |
| ACH580-xx-xxxA-4 | 480V |
| ACH580-xx-xxxA-6 | 600V |
| Input voltage tolerance | +10% / -15% |
| Phase | 3-phase (1-phase, 240 V) |
| Frequency | 48 to 63 Hz |
| Line Limitations | Max ±3% of nominal phase to phase input voltage |
| Power Factor (cos φ) at nominal load | |
| ACH580-01 | 0.98 |
| ACH580-31 | 1.0 |
| Efficiency at rated power | |
| ACH580-01 | 98.0% |
| ACH580-31 | 96.5% |
| Power Loss | Approximately 2% of rated power |
| Motor connection | |
| Supported motor control | Scalar and vector |
| Supported motor types | Asynchronous motor, permanent magnet motor (vector), SynRM (vector) |
| Voltage | 3-phase, from 0 to supply voltage |
| Frequency | 0 to 500 Hz |
| Short Term Overload Capacity Variable Torque | 110% for 1 min/10min |
| Peak Overload Capacity Variable Torque | 1.35 for 2 second (2 sec / 10 min) |
| Switching Frequency | 2, 4, 8 or 12 kHz Automatic fold back in case of overload |
| Acceleration/Deceleration Time | 0 to 1800 s |
| Short Circuit Current Rating (SCCR) | 100 kA with fusing |

| | |
|--|--|
| Inputs and outputs (drive) | |
| 2 analog inputs | Selection of Current/Voltage input mode is user programmable. |
| Voltage reference | 0 (2) to 10 V, R _{in} > 200 kΩ |
| Current reference | 0 (4) to 20 mA, R _{in} = 100 Ω |
| Potentiometer reference value | 10 V ±1% max. 20 mA |
| 2 analog outputs | AO1 is user programmable for current or voltage. AO2 current |
| Voltage reference | 0 to 10 V, R _{load} : > 100 kΩ |
| Current reference | 0 to 20 mA, R _{load} : < 500 Ω |
| Applicable potentiometer | 1 kΩ to 10 kΩ |
| Internal auxiliary voltage | 24 V DC ±10%, max. 250 mA |
| Accuracy | +/- 1% full scale range at 25°C (77°F) |
| Output updating time | 2 ms |
| 6 digital inputs | 12 to 24 V DC, 10 to 24 V AC, Connectivity of PTC sensors supported by a single digital input. PNP or NPN connection (5 DIs with NPN connection). Programmable |
| Input Updating Time | 2 ms |
| 3 relay outputs | Maximum switching voltage 250 V AC/30 V DC. Maximum continuous current 2 A rms. Programmable, Form C |
| Contact material | Silver Tin Oxide (AgSnO ₂) |
| PTC, PT100 and PT1000 | Any of the analog inputs, or digital input 6, are configurable for PTC with up to 6 sensors. |
| Adjustable filters on analog inputs and outputs | |
| All control inputs isolated from ground and power | |
| Operation | |
| Air temperature | -15 to +50 °C (5 to 122 °F). -15 to 0 °C (5 to 32 °F): No frost allowed. Output derated above +40 °C (104 °F) |
| Installation site altitude | 0 to 4000 m (13123 ft) above sea level Output derated above 1000 m (3281 ft) |
| Relative humidity | 5 to 95%: No condensation allowed Maximum relative humidity is 60% in the presence of corrosive gasses |
| Atmospheric pressure | 70 to 106 kPa (10.2 to 15.4 PSI) 0.7 to 1.05 atmospheres |
| Vibration | Risk category IV Certified (IBC 2018) |

| Environmental protections | |
|---|--|
| Chemical Gasses | Class 3C2 |
| Solid Particles | Class 3S2 No conductive dust allowed |
| Pollution degree (IEC/EN 61800-5-1) | Pollution degree 2 |
| Product compliance | |
| Standards and directives | |
| | Low Voltage Directive 2006/95/EC EMC Directive 2004/108/EC 60721-3-3: 2002 60721-3-1:1997 Quality assurance system ISO 9001 and Environmental system ISO 14001 CE, UL, cUL, and EAC approvals Galvanic isolation according to PELV RoHS2 (Restriction of Hazardous Substances) EN 61800-5-1: 2007; IEC/EN 61000-3-12; EN61800-3: 2017 + A1: 2012 Category C2 (1st environment restricted distribution); Safe torque off (EN 61800-5-2) BACnet Testing Laboratory (BTL) Seismic (IBC, OSHPD) Plenum rated |
| EMC (according to EN61800-3) | ACH580-01 and ACH580-31 class C2 (1st environment restricted distribution) |
| Storage (in Protective Shipping Package) | |
| Air Temperature | -40 to +70 °C (-40 to +158 °F) |
| Relative Humidity | Less than 95% No condensation allowed Maximum relative humidity is 60% in the presence of corrosive gasses |
| Chemical Gasses | Class 1C2 |
| Solid Particles | Class 1S2 Contact ABB regarding Class 1S3 |
| Atmospheric pressure | 70 to 106 kPa 0.7 to 1.05 atmospheres |
| Vibration (ISTA) | |
| R1...R4 | In accordance with ISTA 1A |
| R5...R9 | In accordance with ISTA 3E |

| Transportation (in Protective Shipping Package) | |
|--|---|
| Air Temperature | -40° to 70°C (-40° to 158°F) |
| Relative Humidity | Less than 95% No condensation allowed Maximum relative humidity is 60% in the presence of corrosive gasses |
| Atmospheric Pressure | 60 to 106 kPa (8.7 to 15.4 PSI) 0.6 to 1.05 atmospheres |
| Free Fall | R1: 76 cm (30 in) R2: 61 cm (24 in) R3: 46 cm (18 in) R4: 31 cm (12 in) R5: 25 cm (10 in) |
| Chemical Gasses | Class 2C2 |
| Solid Particles | Class 2S2 |
| Shock/ Drop (ISTA) | |
| R1...R4 | In accordance with ISTA 1A |
| R5...R9 | In accordance with ISTA 3E |
| Vibration (ISTA) | |
| R1...R4 | In accordance with ISTA 1A |
| R5...R9 | In accordance with ISTA 3E |

How to select a drive

This is how you build up your own ordering code using the type designation key.

Start by identifying your supply voltage.
This tells you what rating table to use.
See pages 19-26.

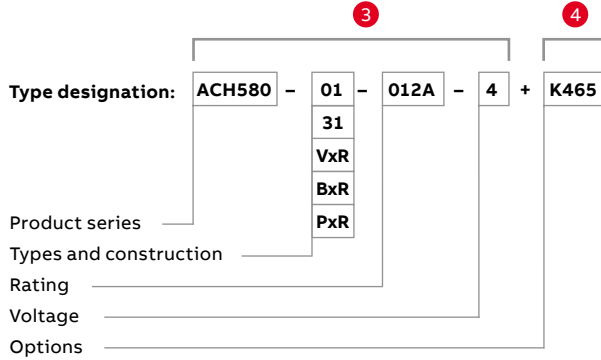
Select your drive's order code from the rating table based on the nominal current rating of your motor.

Ratings, types and voltages
ACH580-01, wall-mounted drives

| Type Code | Nominal Output Rating ¹⁾ | Frame Size | Drive Ref. UL Type 1 | Drive Ref. UL Type 2 |
|--|-------------------------------------|------------|----------------------|----------------------|
| U_N = 230 to 240 V Power ratings are valid at nominal output voltage U_N = 230 V 50/60 Hz | | | | |
| ACH580-01-004-2 | 4.5 | 81 | 00-146 | 00-147 |
| ACH580-01-006-2 | 6.0 | 81 | 00-146 | 00-147 |
| ACH580-01-008-2 | 8.0 | 81 | 00-146 | 00-147 |
| ACH580-01-010-2 | 10.0 | 81 | 00-146 | 00-147 |
| ACH580-01-012-2 | 12.0 | 81 | 00-146 | 00-147 |
| ACH580-01-015-2 | 15.0 | 81 | 00-146 | 00-147 |
| ACH580-01-018-2 | 18.0 | 81 | 00-146 | 00-147 |
| ACH580-01-020-2 | 20.0 | 81 | 00-146 | 00-147 |
| ACH580-01-022-2 | 22.0 | 81 | 00-146 | 00-147 |
| ACH580-01-025-2 | 25.0 | 81 | 00-146 | 00-147 |
| ACH580-01-030-2 | 30.0 | 81 | 00-146 | 00-147 |
| ACH580-01-035-2 | 35.0 | 81 | 00-146 | 00-147 |
| ACH580-01-040-2 | 40.0 | 81 | 00-146 | 00-147 |
| ACH580-01-045-2 | 45.0 | 81 | 00-146 | 00-147 |
| ACH580-01-050-2 | 50.0 | 81 | 00-146 | 00-147 |
| ACH580-01-055-2 | 55.0 | 81 | 00-146 | 00-147 |
| ACH580-01-060-2 | 60.0 | 81 | 00-146 | 00-147 |
| ACH580-01-065-2 | 65.0 | 81 | 00-146 | 00-147 |
| ACH580-01-070-2 | 70.0 | 81 | 00-146 | 00-147 |
| ACH580-01-075-2 | 75.0 | 81 | 00-146 | 00-147 |
| ACH580-01-080-2 | 80.0 | 81 | 00-146 | 00-147 |
| ACH580-01-085-2 | 85.0 | 81 | 00-146 | 00-147 |
| ACH580-01-090-2 | 90.0 | 81 | 00-146 | 00-147 |
| ACH580-01-095-2 | 95.0 | 81 | 00-146 | 00-147 |
| ACH580-01-100-2 | 100.0 | 81 | 00-146 | 00-147 |
| ACH580-01-110-2 | 110.0 | 81 | 00-146 | 00-147 |
| ACH580-01-120-2 | 120.0 | 81 | 00-146 | 00-147 |
| ACH580-01-130-2 | 130.0 | 81 | 00-146 | 00-147 |
| ACH580-01-140-2 | 140.0 | 81 | 00-146 | 00-147 |
| ACH580-01-150-2 | 150.0 | 81 | 00-146 | 00-147 |
| ACH580-01-160-2 | 160.0 | 81 | 00-146 | 00-147 |
| ACH580-01-170-2 | 170.0 | 81 | 00-146 | 00-147 |
| ACH580-01-180-2 | 180.0 | 81 | 00-146 | 00-147 |
| ACH580-01-190-2 | 190.0 | 81 | 00-146 | 00-147 |
| ACH580-01-200-2 | 200.0 | 81 | 00-146 | 00-147 |
| ACH580-01-220-2 | 220.0 | 81 | 00-146 | 00-147 |
| ACH580-01-240-2 | 240.0 | 81 | 00-146 | 00-147 |
| ACH580-01-260-2 | 260.0 | 81 | 00-146 | 00-147 |
| ACH580-01-280-2 | 280.0 | 81 | 00-146 | 00-147 |
| ACH580-01-300-2 | 300.0 | 81 | 00-146 | 00-147 |
| ACH580-01-320-2 | 320.0 | 81 | 00-146 | 00-147 |
| ACH580-01-340-2 | 340.0 | 81 | 00-146 | 00-147 |
| ACH580-01-350-2 | 350.0 | 81 | 00-146 | 00-147 |
| ACH580-01-010-3 | 10.0 | 82 | 00-148 | 00-149 |
| ACH580-01-012-3 | 12.0 | 82 | 00-148 | 00-149 |
| ACH580-01-015-3 | 15.0 | 82 | 00-148 | 00-149 |
| ACH580-01-018-3 | 18.0 | 82 | 00-148 | 00-149 |
| ACH580-01-020-3 | 20.0 | 82 | 00-148 | 00-149 |
| ACH580-01-022-3 | 22.0 | 82 | 00-148 | 00-149 |
| ACH580-01-025-3 | 25.0 | 82 | 00-148 | 00-149 |
| ACH580-01-030-3 | 30.0 | 82 | 00-148 | 00-149 |
| ACH580-01-035-3 | 35.0 | 82 | 00-148 | 00-149 |
| ACH580-01-040-3 | 40.0 | 82 | 00-148 | 00-149 |
| ACH580-01-045-3 | 45.0 | 82 | 00-148 | 00-149 |
| ACH580-01-050-3 | 50.0 | 82 | 00-148 | 00-149 |
| ACH580-01-055-3 | 55.0 | 82 | 00-148 | 00-149 |
| ACH580-01-060-3 | 60.0 | 82 | 00-148 | 00-149 |
| ACH580-01-065-3 | 65.0 | 82 | 00-148 | 00-149 |
| ACH580-01-070-3 | 70.0 | 82 | 00-148 | 00-149 |
| ACH580-01-075-3 | 75.0 | 82 | 00-148 | 00-149 |
| ACH580-01-080-3 | 80.0 | 82 | 00-148 | 00-149 |
| ACH580-01-085-3 | 85.0 | 82 | 00-148 | 00-149 |
| ACH580-01-090-3 | 90.0 | 82 | 00-148 | 00-149 |
| ACH580-01-095-3 | 95.0 | 82 | 00-148 | 00-149 |
| ACH580-01-100-3 | 100.0 | 82 | 00-148 | 00-149 |
| ACH580-01-110-3 | 110.0 | 82 | 00-148 | 00-149 |
| ACH580-01-120-3 | 120.0 | 82 | 00-148 | 00-149 |
| ACH580-01-130-3 | 130.0 | 82 | 00-148 | 00-149 |
| ACH580-01-140-3 | 140.0 | 82 | 00-148 | 00-149 |
| ACH580-01-150-3 | 150.0 | 82 | 00-148 | 00-149 |
| ACH580-01-160-3 | 160.0 | 82 | 00-148 | 00-149 |
| ACH580-01-170-3 | 170.0 | 82 | 00-148 | 00-149 |
| ACH580-01-180-3 | 180.0 | 82 | 00-148 | 00-149 |
| ACH580-01-190-3 | 190.0 | 82 | 00-148 | 00-149 |
| ACH580-01-200-3 | 200.0 | 82 | 00-148 | 00-149 |
| ACH580-01-220-3 | 220.0 | 82 | 00-148 | 00-149 |
| ACH580-01-240-3 | 240.0 | 82 | 00-148 | 00-149 |
| ACH580-01-260-3 | 260.0 | 82 | 00-148 | 00-149 |
| ACH580-01-280-3 | 280.0 | 82 | 00-148 | 00-149 |
| ACH580-01-300-3 | 300.0 | 82 | 00-148 | 00-149 |
| ACH580-01-320-3 | 320.0 | 82 | 00-148 | 00-149 |
| ACH580-01-340-3 | 340.0 | 82 | 00-148 | 00-149 |
| ACH580-01-350-3 | 350.0 | 82 | 00-148 | 00-149 |
| ACH580-01-010-4 | 10.0 | 83 | 00-150 | 00-151 |
| ACH580-01-012-4 | 12.0 | 83 | 00-150 | 00-151 |
| ACH580-01-015-4 | 15.0 | 83 | 00-150 | 00-151 |
| ACH580-01-018-4 | 18.0 | 83 | 00-150 | 00-151 |
| ACH580-01-020-4 | 20.0 | 83 | 00-150 | 00-151 |
| ACH580-01-022-4 | 22.0 | 83 | 00-150 | 00-151 |
| ACH580-01-025-4 | 25.0 | 83 | 00-150 | 00-151 |
| ACH580-01-030-4 | 30.0 | 83 | 00-150 | 00-151 |
| ACH580-01-035-4 | 35.0 | 83 | 00-150 | 00-151 |
| ACH580-01-040-4 | 40.0 | 83 | 00-150 | 00-151 |
| ACH580-01-045-4 | 45.0 | 83 | 00-150 | 00-151 |
| ACH580-01-050-4 | 50.0 | 83 | 00-150 | 00-151 |
| ACH580-01-055-4 | 55.0 | 83 | 00-150 | 00-151 |
| ACH580-01-060-4 | 60.0 | 83 | 00-150 | 00-151 |
| ACH580-01-065-4 | 65.0 | 83 | 00-150 | 00-151 |
| ACH580-01-070-4 | 70.0 | 83 | 00-150 | 00-151 |
| ACH580-01-075-4 | 75.0 | 83 | 00-150 | 00-151 |
| ACH580-01-080-4 | 80.0 | 83 | 00-150 | 00-151 |
| ACH580-01-085-4 | 85.0 | 83 | 00-150 | 00-151 |
| ACH580-01-090-4 | 90.0 | 83 | 00-150 | 00-151 |
| ACH580-01-095-4 | 95.0 | 83 | 00-150 | 00-151 |
| ACH580-01-100-4 | 100.0 | 83 | 00-150 | 00-151 |
| ACH580-01-110-4 | 110.0 | 83 | 00-150 | 00-151 |
| ACH580-01-120-4 | 120.0 | 83 | 00-150 | 00-151 |
| ACH580-01-130-4 | 130.0 | 83 | 00-150 | 00-151 |
| ACH580-01-140-4 | 140.0 | 83 | 00-150 | 00-151 |
| ACH580-01-150-4 | 150.0 | 83 | 00-150 | 00-151 |
| ACH580-01-160-4 | 160.0 | 83 | 00-150 | 00-151 |
| ACH580-01-170-4 | 170.0 | 83 | 00-150 | 00-151 |
| ACH580-01-180-4 | 180.0 | 83 | 00-150 | 00-151 |
| ACH580-01-190-4 | 190.0 | 83 | 00-150 | 00-151 |
| ACH580-01-200-4 | 200.0 | 83 | 00-150 | 00-151 |
| ACH580-01-220-4 | 220.0 | 83 | 00-150 | 00-151 |
| ACH580-01-240-4 | 240.0 | 83 | 00-150 | 00-151 |
| ACH580-01-260-4 | 260.0 | 83 | 00-150 | 00-151 |
| ACH580-01-280-4 | 280.0 | 83 | 00-150 | 00-151 |
| ACH580-01-300-4 | 300.0 | 83 | 00-150 | 00-151 |
| ACH580-01-320-4 | 320.0 | 83 | 00-150 | 00-151 |
| ACH580-01-340-4 | 340.0 | 83 | 00-150 | 00-151 |
| ACH580-01-350-4 | 350.0 | 83 | 00-150 | 00-151 |

Pages 19-26

Choose your options (on page 36) and add the option codes to the drive's order code. Remember to use a "+" sign before each option code.



Note: Ratings apply at an ambient temperature of 40°C (104°F) unless otherwise noted. To achieve the rated motor power given in the table, the rated current of the drive must be higher than or equal to the rated motor current.

- Definitions:**
- I Continuous rms output current allowing 110% overload for 1 minute every 10 minutes.
 - P Typical motor power
 - U_N Nominal output voltage of the drive
 - U_i Input voltage range



Choose the power and current rating of your motor from the ratings tables on pages 19-26.

Ratings, types and voltages
ACH580-01, wall-mounted drives

| Type Code | Nominal Output Rating ¹⁾ | Frame Size | Drive Ref. UL Type 1 | Drive Ref. UL Type 2 |
|--|-------------------------------------|------------|----------------------|----------------------|
| U_N = 230 to 240 V Power ratings are valid at nominal output voltage U_N = 230 V 50/60 Hz | | | | |
| ACH580-01-004-2 | 4.5 | 81 | 00-146 | 00-147 |
| ACH580-01-006-2 | 6.0 | 81 | 00-146 | 00-147 |
| ACH580-01-008-2 | 8.0 | 81 | 00-146 | 00-147 |
| ACH580-01-010-2 | 10.0 | 81 | 00-146 | 00-147 |
| ACH580-01-012-2 | 12.0 | 81 | 00-146 | 00-147 |
| ACH580-01-015-2 | 15.0 | 81 | 00-146 | 00-147 |
| ACH580-01-018-2 | 18.0 | 81 | 00-146 | 00-147 |
| ACH580-01-020-2 | 20.0 | 81 | 00-146 | 00-147 |
| ACH580-01-022-2 | 22.0 | 81 | 00-146 | 00-147 |
| ACH580-01-025-2 | 25.0 | 81 | 00-146 | 00-147 |
| ACH580-01-030-2 | 30.0 | 81 | 00-146 | 00-147 |
| ACH580-01-035-2 | 35.0 | 81 | 00-146 | 00-147 |
| ACH580-01-040-2 | 40.0 | 81 | 00-146 | 00-147 |
| ACH580-01-045-2 | 45.0 | 81 | 00-146 | 00-147 |
| ACH580-01-050-2 | 50.0 | 81 | 00-146 | 00-147 |
| ACH580-01-055-2 | 55.0 | 81 | 00-146 | 00-147 |
| ACH580-01-060-2 | 60.0 | 81 | 00-146 | 00-147 |
| ACH580-01-065-2 | 65.0 | 81 | 00-146 | 00-147 |
| ACH580-01-070-2 | 70.0 | 81 | 00-146 | 00-147 |
| ACH580-01-075-2 | 75.0 | 81 | 00-146 | 00-147 |
| ACH580-01-080-2 | 80.0 | 81 | 00-146 | 00-147 |
| ACH580-01-085-2 | 85.0 | 81 | 00-146 | 00-147 |
| ACH580-01-090-2 | 90.0 | 81 | 00-146 | 00-147 |
| ACH580-01-095-2 | 95.0 | 81 | 00-146 | 00-147 |
| ACH580-01-100-2 | 100.0 | 81 | 00-146 | 00-147 |
| ACH580-01-110-2 | 110.0 | 81 | 00-146 | 00-147 |
| ACH580-01-120-2 | 120.0 | 81 | 00-146 | 00-147 |
| ACH580-01-130-2 | 130.0 | 81 | 00-146 | 00-147 |
| ACH580-01-140-2 | 140.0 | 81 | 00-146 | 00-147 |
| ACH580-01-150-2 | 150.0 | 81 | 00-146 | 00-147 |
| ACH580-01-160-2 | 160.0 | 81 | 00-146 | 00-147 |
| ACH580-01-170-2 | 170.0 | 81 | 00-146 | 00-147 |
| ACH580-01-180-2 | 180.0 | 81 | 00-146 | 00-147 |
| ACH580-01-190-2 | 190.0 | 81 | 00-146 | 00-147 |
| ACH580-01-200-2 | 200.0 | 81 | 00-146 | 00-147 |
| ACH580-01-220-2 | 220.0 | 81 | 00-146 | 00-147 |
| ACH580-01-240-2 | 240.0 | 81 | 00-146 | 00-147 |
| ACH580-01-260-2 | 260.0 | 81 | 00-146 | 00-147 |
| ACH580-01-280-2 | 280.0 | | | |

Ratings, types and voltages

ACH580-01, wall-mounted drives

| Type Code | Nominal Output Ratings ¹⁾ | | Frame Size | Dim Ref UL Type 1 | Dim Ref UL Type 12 +B056 |
|--|--------------------------------------|-------------|------------|----------------------|--------------------------------|
| | Current A | Power HP | | | |
| U₁ = 200 to 240 V. Power ratings are valid at nominal output voltage U_N = 208/230 V 60 Hz | | | | | |
| ACH580-01-04A6-2 | 4.6 | 1 | R1 | 01-1-R1 | 01-12-R1 |
| ACH580-01-06A6-2 | 6.6 | 1.5 | R1 | 01-1-R1 | 01-12-R1 |
| ACH580-01-07A5-2 | 7.5 | 2 | R1 | 01-1-R1 | 01-12-R1 |
| ACH580-01-10A6-2 | 10.6 | 3 | R1 | 01-1-R1 | 01-12-R1 |
| ACH580-01-017A-2 | 16.7 | 5 | R1 | 01-1-R1 | 01-12-R1 |
| ACH580-01-024A-2 | 24.2 | 7.5 | R2 | 01-1-R2 | 01-12-R2 |
| ACH580-01-031A-2 | 30.8 | 10 | R2 | 01-1-R2 | 01-12-R2 |
| ACH580-01-046A-2 | 46.2 | 15 | R3 | 01-1-R3 | 01-12-R3 |
| ACH580-01-059A-2 | 59.4 | 20 | R3 | 01-1-R3 | 01-12-R3 |
| ACH580-01-075A-2 | 74.8 | 25 | R4 | 01-1-R4 | 01-12-R4 |
| ACH580-01-088A-2 | 88 | 30 | R5 | 01-1-R5 | 01-12-R5 |
| ACH580-01-114A-2 | 114 | 40 | R5 | 01-1-R5 | 01-12-R5 |
| ACH580-01-143A-2 | 143 | 50 | R6 | 01-1-R6 | 01-12-R6 |
| ACH580-01-169A-2 | 169 | 60 | R7 | 01-1-R7 | 01-12-R7 |
| ACH580-01-211A-2 | 211 | 75 | R7 | 01-1-R7 | 01-12-R7 |
| ACH580-01-273A-2 | 273 | 100 | R8 | 01-1-R8 | 01-12-R8 |
| U₁ = 440 to 480 V. Power ratings are valid at nominal output voltage U_N = 460 V 60 Hz | | | | | |
| ACH580-01-02A1-4 | 2.1 | 1 | R1 | 01-1-R1 | 01-12-R1 |
| ACH580-01-03A0-4 | 3.0 | 1.5 | R1 | 01-1-R1 | 01-12-R1 |
| ACH580-01-03A5-4 | 3.5 | 2 | R1 | 01-1-R1 | 01-12-R1 |
| ACH580-01-04A8-4 | 4.8 | 3 | R1 | 01-1-R1 | 01-12-R1 |
| ACH580-01-07A6-4 | 7.6 | 5 | R1 | 01-1-R1 | 01-12-R1 |
| ACH580-01-012A-4 | 12 | 7.5 | R1 | 01-1-R1 | 01-12-R1 |
| ACH580-01-014A-4 | 14 | 10 | R2 | 01-1-R2 | 01-12-R2 |
| ACH580-01-023A-4 | 23 | 15 | R2 | 01-1-R2 | 01-12-R2 |
| ACH580-01-027A-4 | 27 | 20 | R3 | 01-1-R3 | 01-12-R3 |
| ACH580-01-034A-4 | 34 | 25 | R3 | 01-1-R3 | 01-12-R3 |
| ACH580-01-044A-4 | 44 | 30 | R3 | 01-1-R3 | 01-12-R3 |
| ACH580-01-052A-4 | 52 | 40 | R4 | 01-1-R4 | 01-12-R4 |
| ACH580-01-065A-4 | 65 | 50 | R4 | 01-1-R4 | 01-12-R4 |
| ACH580-01-077A-4 | 77 | 60 | R4 | 01-1-R4 | 01-12-R4 |
| ACH580-01-096A-4 | 96 | 75 | R5 | 01-1-R5 | 01-12-R5 |
| ACH580-01-124A-4 | 124 | 100 | R6 | 01-1-R6 | 01-12-R6 |
| ACH580-01-156A-4 | 156 | 125 | R7 | 01-1-R7 | 01-12-R7 |
| ACH580-01-180A-4 | 180 | 150 | R7 | 01-1-R7 | 01-12-R7 |
| ACH580-01-240A-4 | 240 | 200 | R8 | 01-1-R8 | 01-12-R8 |
| ACH580-01-302A-4 | 302 | 250 | R9 | 01-1-R9 | 01-12-R9 |
| ACH580-01-361A-4 | 361 | 300 | R9 | 01-1-R9 | 01-12-R9 |
| ACH580-01-414A-4 | 414 | 350 | R9 | 01-1-R9 | 01-12-R9 |
| U₁ = 500 to 600 V. Power ratings are valid at nominal output voltage U_N = 575 V 60 Hz | | | | | |
| ACH580-01-02A7-6 | 2.7 | 2 | R2 | 01-1-R2 | 01-12-R2 |
| ACH580-01-03A9-6 | 3.9 | 3 | R2 | 01-1-R2 | 01-12-R2 |
| ACH580-01-06A1-6 | 6.1 | 5 | R2 | 01-1-R2 | 01-12-R2 |
| ACH580-01-09A0-6 | 9.0 | 7.5 | R2 | 01-1-R2 | 01-12-R2 |
| ACH580-01-011A-6 | 11 | 10 | R2 | 01-1-R2 | 01-12-R2 |
| ACH580-01-017A-6 | 17 | 15 | R2 | 01-1-R2 | 01-12-R2 |
| ACH580-01-022A-6 | 22 | 20 | R3 | 01-1-R3 | 01-12-R3 |
| ACH580-01-027A-6 | 27 | 25 | R3 | 01-1-R3 | 01-12-R3 |
| ACH580-01-032A-6 | 32 | 30 | R3 | 01-1-R3 | 01-12-R3 |
| ACH580-01-041A-6 | 41 | 40 | R5 | 01-1-R5 | 01-12-R5 |
| ACH580-01-052A-6 | 52 | 50 | R5 | 01-1-R5 | 01-12-R5 |
| ACH580-01-062A-6 | 62 | 60 | R5 | 01-1-R5 | 01-12-R5 |
| ACH580-01-077A-6 | 77 | 75 | R5 | 01-1-R5 | 01-12-R5 |
| ACH580-01-099A-6 | 99 | 100 | R7 | 01-1-R7 | 01-12-R7 |
| ACH580-01-125A-6 | 125 | 125 | R7 | 01-1-R7 | 01-12-R7 |
| ACH580-01-144A-6 | 144 | 150 | R8 | 01-1-R8 | 01-12-R8 |
| ACH580-01-192A-6 | 192 | 200 | R9 | 01-1-R9 | 01-12-R9 |
| ACH580-01-242A-6 | 242 | 250 | R9 | 01-1-R9 | 01-12-R9 |
| ACH580-01-271A-6 | 271 | 250 | R9 | 01-1-R9 | 01-12-R9 |

¹⁾ See notes and definitions on page 18.

Ratings, types and voltages

ACH580-VCR, vertical E-Clipse bypass drive with circuit breaker

| Type Code | Nominal Output Ratings ¹⁾ | | Frame Size | Dim Ref UL Type1 |
|--|--------------------------------------|---------------|------------|------------------|
| | Drive Current | Package Power | | |
| | A | HP | | |
| U₁ = 200 to 240 V. Power ratings are valid at nominal output voltage U_N = 208/230 V 60 Hz | | | | |
| ACH580-VCR-04A6-2 | 4.6 | 1 | R1 | Vx1-1 |
| ACH580-VCR-06A6-2 | 6.6 | 1.5 | R1 | Vx1-1 |
| ACH580-VCR-07A5-2 | 7.5 | 2 | R1 | Vx1-1 |
| ACH580-VCR-10A6-2 | 10.6 | 3 | R1 | Vx1-1 |
| ACH580-VCR-017A-2 | 16.7 | 5 | R1 | Vx1-1 |
| ACH580-VCR-024A-2 | 24.2 | 7.5 | R2 | Vx1-2 |
| ACH580-VCR-031A-2 | 30.8 | 10 | R2 | Vx1-3 |
| ACH580-VCR-046A-2 | 46.2 | 15 | R3 | Vx1-4 |
| ACH580-VCR-059A-2 | 59.4 | 20 | R3 | Vx1-4 |
| ACH580-VCR-075A-2 | 74.8 | 25 | R4 | Vx1-4 |
| U₁ = 440 to 480 V. Power ratings are valid at nominal output voltage U_N = 460 V 60 Hz | | | | |
| ACH580-VCR-02A1-4 | 2.1 | 1 | R1 | Vx1-1 |
| ACH580-VCR-03A0-4 | 3.0 | 1.5 | R1 | Vx1-1 |
| ACH580-VCR-03A5-4 | 3.5 | 2 | R1 | Vx1-1 |
| ACH580-VCR-04A8-4 | 4.8 | 3 | R1 | Vx1-1 |
| ACH580-VCR-07A6-4 | 7.6 | 5 | R1 | Vx1-1 |
| ACH580-VCR-012A-4 | 12 | 7.5 | R1 | Vx1-1 |
| ACH580-VCR-014A-4 | 14 | 10 | R2 | Vx1-2 |
| ACH580-VCR-023A-4 | 23 | 15 | R2 | Vx1-2 |
| ACH580-VCR-027A-4 | 27 | 20 | R3 | Vx1-3 |
| ACH580-VCR-034A-4 | 34 | 25 | R3 | Vx1-3 |
| ACH580-VCR-044A-4 | 44 | 30 | R3 | Vx1-3 |
| ACH580-VCR-052A-4 | 52 | 40 | R4 | Vx1-4 |
| ACH580-VCR-065A-4 | 65 | 50 | R4 | Vx1-4 |
| ACH580-VCR-077A-4 | 77 | 60 | R4 | Vx1-4 |
| U₁ = 500 to 600 V. Power ratings are valid at nominal output voltage U_N = 575 V 60 Hz | | | | |
| ACH580-VCR-02A7-6 | 2.7 | 2 | R2 | Vx1-2 |
| ACH580-VCR-03A9-6 | 3.9 | 3 | R2 | Vx1-2 |
| ACH580-VCR-06A1-6 | 6.1 | 5 | R2 | Vx1-2 |
| ACH580-VCR-09A0-6 | 9.0 | 7.5 | R2 | Vx1-2 |
| ACH580-VCR-011A-6 | 11 | 10 | R2 | Vx1-2 |
| ACH580-VCR-017A-6 | 17 | 15 | R2 | Vx1-2 |
| ACH580-VCR-022A-6 | 22 | 20 | R3 | Vx1-3 |
| ACH580-VCR-027A-6 | 27 | 25 | R3 | Vx1-3 |
| ACH580-VCR-032A-6 | 32 | 30 | R3 | Vx1-3 |

¹⁾ See notes and definitions on page 18.

Ratings, types and voltages

ACH580-VDR, vertical E-Clipse bypass drive with non-fused disconnect switch

| Type Code | Nominal Output Ratings ¹⁾ | | Frame Size | Dim Ref UL Type 1 |
|--|--------------------------------------|---------------|------------|----------------------|
| | Drive Current | Package Power | | |
| | A | HP | | |
| U_i = 200 to 240 V. Power ratings are valid at nominal output voltage U_N = 208/230 V 60 Hz | | | | |
| ACH580-VDR-04A6-2 | 4.6 | 1 | R1 | Vx1-1 |
| ACH580-VDR-06A6-2 | 6.6 | 1.5 | R1 | Vx1-1 |
| ACH580-VDR-07A5-2 | 7.5 | 2 | R1 | Vx1-1 |
| ACH580-VDR-10A6-2 | 10.6 | 3 | R1 | Vx1-1 |
| ACH580-VDR-017A-2 | 16.7 | 5 | R1 | Vx1-1 |
| ACH580-VDR-024A-2 | 24.2 | 7.5 | R2 | Vx1-2 |
| ACH580-VDR-031A-2 | 30.8 | 10 | R2 | Vx1-3 |
| ACH580-VDR-046A-2 | 46.2 | 15 | R3 | Vx1-4 |
| ACH580-VDR-059A-2 | 59.4 | 20 | R3 | Vx1-4 |
| ACH580-VDR-075A-2 | 74.8 | 25 | R4 | Vx1-4 |
| U_i = 440 to 480 V. Power ratings are valid at nominal output voltage U_N = 460 V 60 Hz | | | | |
| ACH580-VDR-02A1-4 | 2.1 | 1 | R1 | Vx1-1 |
| ACH580-VDR-03A0-4 | 3.0 | 1.5 | R1 | Vx1-1 |
| ACH580-VDR-03A5-4 | 3.5 | 2 | R1 | Vx1-1 |
| ACH580-VDR-04A8-4 | 4.8 | 3 | R1 | Vx1-1 |
| ACH580-VDR-07A6-4 | 7.6 | 5 | R1 | Vx1-1 |
| ACH580-VDR-012A-4 | 12 | 7.5 | R1 | Vx1-1 |
| ACH580-VDR-014A-4 | 14 | 10 | R2 | Vx1-2 |
| ACH580-VDR-023A-4 | 23 | 15 | R2 | Vx1-2 |
| ACH580-VDR-027A-4 | 27 | 20 | R3 | Vx1-3 |
| ACH580-VDR-034A-4 | 34 | 25 | R3 | Vx1-3 |
| ACH580-VDR-044A-4 | 44 | 30 | R3 | Vx1-3 |
| ACH580-VDR-052A-4 | 52 | 40 | R4 | Vx1-4 |
| ACH580-VDR-065A-4 | 65 | 50 | R4 | Vx1-4 |
| ACH580-VDR-077A-4 | 77 | 60 | R4 | Vx1-4 |
| U_i = 500 to 600 V. Power ratings are valid at nominal output voltage U_N = 575 V 60 Hz | | | | |
| ACH580-VDR-02A7-6 | 2.7 | 2 | R2 | Vx1-2 |
| ACH580-VDR-03A9-6 | 3.9 | 3 | R2 | Vx1-2 |
| ACH580-VDR-06A1-6 | 6.1 | 5 | R2 | Vx1-2 |
| ACH580-VDR-09A0-6 | 9.0 | 7.5 | R2 | Vx1-2 |
| ACH580-VDR-011A-6 | 11 | 10 | R2 | Vx1-2 |
| ACH580-VDR-017A-6 | 17 | 15 | R2 | Vx1-2 |
| ACH580-VDR-022A-6 | 22 | 20 | R3 | Vx1-3 |
| ACH580-VDR-027A-6 | 27 | 25 | R3 | Vx1-3 |
| ACH580-VDR-032A-6 | 32 | 30 | R3 | Vx1-3 |

¹⁾ See notes and definitions on page 18.

Ratings, types and voltages

ACH580-BCR, E-Cclipse bypass drive with circuit breaker

| Type Code | Nominal Output Ratings ¹⁾ | | Frame Size | Dim Ref UL Type 1 | Dim Ref UL Type 12 +B056 | Dim Ref NEMA 3R +B058 |
|--|--------------------------------------|---------------------|------------|----------------------|--------------------------------|-----------------------------|
| | Drive Current A | Package Power HP | | | | |
| U_i = 200 to 240 V. Power ratings are valid at nominal output voltage U_N = 208/230 V 60 Hz | | | | | | |
| ACH580-BCR-04A6-2 | 4.6 | 1 | R1 | Bx1-1 | Bx12-1 | Bx3R-1 |
| ACH580-BCR-06A6-2 | 6.6 | 1.5 | R1 | Bx1-1 | Bx12-1 | Bx3R-1 |
| ACH580-BCR-07A5-2 | 7.5 | 2 | R1 | Bx1-1 | Bx12-1 | Bx3R-1 |
| ACH580-BCR-10A6-2 | 10.6 | 3 | R1 | Bx1-1 | Bx12-1 | Bx3R-1 |
| ACH580-BCR-017A-2 | 16.7 | 5 | R1 | Bx1-1 | Bx12-1 | Bx3R-1 |
| ACH580-BCR-024A-2 | 24.2 | 7.5 | R2 | Bx1-1 | Bx12-1 | Bx3R-1 |
| ACH580-BCR-031A-2 | 30.8 | 10 | R2 | Bx1-2 | Bx12-2 | Bx3R-2 |
| ACH580-BCR-046A-2 | 46.2 | 15 | R3 | Bx1-2 | Bx12-2 | Bx3R-2 |
| ACH580-BCR-059A-2 | 59.4 | 20 | R3 | Bx1-2 | Bx12-2 | Bx3R-2 |
| ACH580-BCR-075A-2 | 74.8 | 25 | R4 | Bx1-2 | Bx12-2 | Bx3R-2 |
| ACH580-BCR-088A-2 | 88.0 | 30 | R5 | Bx1-3 | Bx12-3 | Bx3R-3 |
| ACH580-BCR-114A-2 | 114 | 40 | R5 | Bx1-3 | Bx12-3 | Bx3R-3 |
| ACH580-BCR-143A-2 | 143 | 50 | R6 | Bx1-3 | Bx12-3 | Bx3R-4 |
| ACH580-BCR-169A-2 | 169 | 60 | R7 | Bx1-3 | Bx12-3 | Bx3R-4 |
| ACH580-BCR-211A-2 | 211 | 75 | R7 | Bx1-3 | Bx12-3 | Bx3R-4 |
| ACH580-BCR-248A-2 | 248 | 100 ²⁾ | R8 | Bx1-3 | Bx12-3 | Bx3R-5 |
| U_i = 440 to 480 V. Power ratings are valid at nominal output voltage U_N = 460 V 60 Hz | | | | | | |
| ACH580-BCR-02A1-4 | 2.1 | 1 | R1 | Bx1-1 | Bx12-1 | Bx3R-1 |
| ACH580-BCR-03A0-4 | 3.0 | 1.5 | R1 | Bx1-1 | Bx12-1 | Bx3R-1 |
| ACH580-BCR-03A5-4 | 3.5 | 2 | R1 | Bx1-1 | Bx12-1 | Bx3R-1 |
| ACH580-BCR-04A8-4 | 4.8 | 3 | R1 | Bx1-1 | Bx12-1 | Bx3R-1 |
| ACH580-BCR-07A6-4 | 7.6 | 5 | R1 | Bx1-1 | Bx12-1 | Bx3R-1 |
| ACH580-BCR-012A-4 | 12 | 7.5 | R1 | Bx1-1 | Bx12-1 | Bx3R-1 |
| ACH580-BCR-014A-4 | 14 | 10 | R2 | Bx1-1 | Bx12-1 | Bx3R-1 |
| ACH580-BCR-023A-4 | 23 | 15 | R2 | Bx1-1 | Bx12-1 | Bx3R-1 |
| ACH580-BCR-027A-4 | 27 | 20 | R3 | Bx1-2 | Bx12-2 | Bx3R-2 |
| ACH580-BCR-034A-4 | 34 | 25 | R3 | Bx1-2 | Bx12-2 | Bx3R-2 |
| ACH580-BCR-044A-4 | 44 | 30 | R3 | Bx1-2 | Bx12-2 | Bx3R-2 |
| ACH580-BCR-052A-4 | 52 | 40 | R4 | Bx1-2 | Bx12-2 | Bx3R-2 |
| ACH580-BCR-065A-4 | 65 | 50 | R4 | Bx1-2 | Bx12-2 | Bx3R-2 |
| ACH580-BCR-077A-4 | 77 | 60 | R4 | Bx1-2 | Bx12-2 | Bx3R-2 |
| ACH580-BCR-096A-4 | 96 | 75 | R5 | Bx1-3 | Bx12-3 | Bx3R-3 |
| ACH580-BCR-124A-4 | 124 | 100 | R6 | Bx1-3 | Bx12-3 | Bx3R-4 |
| ACH580-BCR-156A-4 | 156 | 125 | R7 | Bx1-3 | Bx12-3 | Bx3R-4 |
| ACH580-BCR-180A-4 | 180 | 150 | R7 | Bx1-3 | Bx12-3 | Bx3R-4 |
| ACH580-BCR-240A-4 | 240 | 200 | R8 | Bx1-3 | Bx12-3 | Bx3R-5 |
| ACH580-BCR-302A-4 | 302 | 250 | R9 | Bx1-6 | Bx12-6 | Bx3R-6 |
| ACH580-BCR-361A-4 | 361 | 300 | R9 | Bx1-6 | Bx12-6 | Bx3R-6 |
| ACH580-BCR-414A-4 | 414 | 350 | R9 | Bx1-6 | Bx12-6 | Bx3R-6 |
| U_i = 500 to 600 V. Power ratings are valid at nominal output voltage U_N = 575 V 60 Hz | | | | | | |
| ACH580-BCR-02A7-6 | 2.7 | 2 | R2 | Bx1-1 | Bx12-1 | Bx3R-1 |
| ACH580-BCR-03A9-6 | 3.9 | 3 | R2 | Bx1-1 | Bx12-1 | Bx3R-1 |
| ACH580-BCR-06A1-6 | 6.1 | 5 | R2 | Bx1-1 | Bx12-1 | Bx3R-1 |
| ACH580-BCR-09A0-6 | 9.0 | 7.5 | R2 | Bx1-1 | Bx12-1 | Bx3R-1 |
| ACH580-BCR-011A-6 | 11 | 10 | R2 | Bx1-1 | Bx12-1 | Bx3R-1 |
| ACH580-BCR-017A-6 | 17 | 15 | R2 | Bx1-1 | Bx12-1 | Bx3R-1 |
| ACH580-BCR-022A-6 | 22 | 20 | R3 | Bx1-2 | Bx12-2 | Bx3R-2 |
| ACH580-BCR-027A-6 | 27 | 25 | R3 | Bx1-2 | Bx12-2 | Bx3R-2 |
| ACH580-BCR-032A-6 | 32 | 30 | R3 | Bx1-2 | Bx12-2 | Bx3R-2 |
| ACH580-BCR-041A-6 | 41 | 40 | R5 | Bx1-3 | Bx12-3 | - |
| ACH580-BCR-052A-6 | 52 | 50 | R5 | Bx1-3 | Bx12-3 | - |
| ACH580-BCR-062A-6 | 62 | 60 | R5 | Bx1-3 | Bx12-3 | - |
| ACH580-BCR-077A-6 | 77 | 75 | R5 | Bx1-3 | Bx12-3 | - |
| ACH580-BCR-099A-6 | 99 | 100 | R7 | Bx1-3 | Bx12-3 | - |
| ACH580-BCR-125A-6 | 125 | 125 | R7 | Bx1-3 | Bx12-3 | - |
| ACH580-BCR-144A-6 | 144 | 150 | R8 | Bx1-3 | Bx12-3 | - |

¹⁾ See notes and definitions on page 18.

²⁾ 100 HP at 230 V

Ratings, types and voltages

ACH580-BDR, E-Cclipse bypass drive with non-fused disconnect switch

| Type Code | Nominal Output Ratings ¹⁾ | | Frame Size | Dim Ref UL Type 1 | Dim Ref UL Type 12 +B056 | Dim Ref NEMA 3R +B058 |
|--|--------------------------------------|---------------------|------------|----------------------|--------------------------------|-----------------------------|
| | Drive Current A | Package Power HP | | | | |
| U₁ = 200 to 240 V. Power ratings are valid at nominal output voltage U_N = 208/230 V 60 Hz | | | | | | |
| ACH580-BDR-04A6-2 | 4.6 | 1 | R1 | Bx1-1 | Bx12-1 | Bx3R-1 |
| ACH580-BDR-06A6-2 | 6.6 | 1.5 | R1 | Bx1-1 | Bx12-1 | Bx3R-1 |
| ACH580-BDR-07A5-2 | 7.5 | 2 | R1 | Bx1-1 | Bx12-1 | Bx3R-1 |
| ACH580-BDR-10A6-2 | 10.6 | 3 | R1 | Bx1-1 | Bx12-1 | Bx3R-1 |
| ACH580-BDR-017A-2 | 16.7 | 5 | R1 | Bx1-1 | Bx12-1 | Bx3R-1 |
| ACH580-BDR-024A-2 | 24.2 | 7.5 | R2 | Bx1-1 | Bx12-1 | Bx3R-1 |
| ACH580-BDR-031A-2 | 30.8 | 10 | R2 | Bx1-2 | Bx12-2 | Bx3R-2 |
| ACH580-BDR-046A-2 | 46.2 | 15 | R3 | Bx1-2 | Bx12-2 | Bx3R-2 |
| ACH580-BDR-059A-2 | 59.4 | 20 | R3 | Bx1-2 | Bx12-2 | Bx3R-2 |
| ACH580-BDR-075A-2 | 74.8 | 25 | R4 | Bx1-2 | Bx12-2 | Bx3R-2 |
| ACH580-BDR-088A-2 | 88.0 | 30 | R5 | Bx1-3 | Bx12-3 | Bx3R-3 |
| ACH580-BDR-114A-2 | 114 | 40 | R5 | Bx1-3 | Bx12-3 | Bx3R-3 |
| ACH580-BDR-143A-2 | 143 | 50 | R6 | Bx1-3 | Bx12-3 | Bx3R-4 |
| ACH580-BDR-169A-2 | 169 | 60 | R7 | Bx1-3 | Bx12-3 | Bx3R-4 |
| ACH580-BDR-211A-2 | 211 | 75 | R7 | Bx1-3 | Bx12-3 | Bx3R-4 |
| ACH580-BDR-248A-2 | 248 | 100 ²⁾ | R8 | Bx1-3 | Bx12-3 | Bx3R-5 |
| U₁ = 440 to 480 V. Power ratings are valid at nominal output voltage U_N = 460 V 60 Hz | | | | | | |
| ACH580-BDR-02A1-4 | 2.1 | 1 | R1 | Bx1-1 | Bx12-1 | Bx3R-1 |
| ACH580-BDR-03A0-4 | 3.0 | 1.5 | R1 | Bx1-1 | Bx12-1 | Bx3R-1 |
| ACH580-BDR-03A5-4 | 3.5 | 2 | R1 | Bx1-1 | Bx12-1 | Bx3R-1 |
| ACH580-BDR-04A8-4 | 4.8 | 3 | R1 | Bx1-1 | Bx12-1 | Bx3R-1 |
| ACH580-BDR-07A6-4 | 7.6 | 5 | R1 | Bx1-1 | Bx12-1 | Bx3R-1 |
| ACH580-BDR-012A-4 | 12 | 7.5 | R1 | Bx1-1 | Bx12-1 | Bx3R-1 |
| ACH580-BDR-014A-4 | 14 | 10 | R2 | Bx1-1 | Bx12-1 | Bx3R-1 |
| ACH580-BDR-023A-4 | 23 | 15 | R2 | Bx1-1 | Bx12-1 | Bx3R-1 |
| ACH580-BDR-027A-4 | 27 | 20 | R3 | Bx1-2 | Bx12-2 | Bx3R-2 |
| ACH580-BDR-034A-4 | 34 | 25 | R3 | Bx1-2 | Bx12-2 | Bx3R-2 |
| ACH580-BDR-044A-4 | 44 | 30 | R3 | Bx1-2 | Bx12-2 | Bx3R-2 |
| ACH580-BDR-052A-4 | 52 | 40 | R4 | Bx1-2 | Bx12-2 | Bx3R-2 |
| ACH580-BDR-065A-4 | 65 | 50 | R4 | Bx1-2 | Bx12-2 | Bx3R-2 |
| ACH580-BDR-077A-4 | 77 | 60 | R4 | Bx1-2 | Bx12-2 | Bx3R-2 |
| ACH580-BDR-096A-4 | 96 | 75 | R5 | Bx1-3 | Bx12-3 | Bx3R-3 |
| ACH580-BDR-124A-4 | 124 | 100 | R6 | Bx1-3 | Bx12-3 | Bx3R-4 |
| ACH580-BDR-156A-4 | 156 | 125 | R7 | Bx1-3 | Bx12-3 | Bx3R-4 |
| ACH580-BDR-180A-4 | 180 | 150 | R7 | Bx1-3 | Bx12-3 | Bx3R-4 |
| ACH580-BDR-240A-4 | 240 | 200 | R8 | Bx1-3 | Bx12-3 | Bx3R-5 |
| ACH580-BDR-302A-4 | 302 | 250 | R9 | Bx1-6 | Bx12-6 | Bx3R-6 |
| ACH580-BDR-361A-4 | 361 | 300 | R9 | Bx1-6 | Bx12-6 | Bx3R-6 |
| ACH580-BDR-414A-4 | 414 | 350 | R9 | Bx1-6 | Bx12-6 | Bx3R-6 |
| U₁ = 500 to 600 V. Power ratings are valid at nominal output voltage U_N = 575 V 60 Hz | | | | | | |
| ACH580-BDR-02A7-6 | 2.7 | 2 | R2 | Bx1-1 | Bx12-1 | Bx3R-1 |
| ACH580-BDR-03A9-6 | 3.9 | 3 | R2 | Bx1-1 | Bx12-1 | Bx3R-1 |
| ACH580-BDR-06A1-6 | 6.1 | 5 | R2 | Bx1-1 | Bx12-1 | Bx3R-1 |
| ACH580-BDR-09A0-6 | 9.0 | 7.5 | R2 | Bx1-1 | Bx12-1 | Bx3R-1 |
| ACH580-BDR-011A-6 | 11 | 10 | R2 | Bx1-1 | Bx12-1 | Bx3R-1 |
| ACH580-BDR-017A-6 | 17 | 15 | R2 | Bx1-1 | Bx12-1 | Bx3R-1 |
| ACH580-BDR-022A-6 | 22 | 20 | R3 | Bx1-2 | Bx12-2 | Bx3R-2 |
| ACH580-BDR-027A-6 | 27 | 25 | R3 | Bx1-2 | Bx12-2 | Bx3R-2 |
| ACH580-BDR-032A-6 | 32 | 30 | R3 | Bx1-2 | Bx12-2 | Bx3R-2 |
| ACH580-BDR-041A-6 | 41 | 40 | R5 | Bx1-3 | Bx12-3 | - |
| ACH580-BDR-052A-6 | 52 | 50 | R5 | Bx1-3 | Bx12-3 | - |
| ACH580-BDR-062A-6 | 62 | 60 | R5 | Bx1-3 | Bx12-3 | - |
| ACH580-BDR-077A-6 | 77 | 75 | R5 | Bx1-3 | Bx12-3 | - |
| ACH580-BDR-099A-6 | 99 | 100 | R7 | Bx1-3 | Bx12-3 | - |
| ACH580-BDR-125A-6 | 125 | 125 | R7 | Bx1-3 | Bx12-3 | - |
| ACH580-BDR-144A-6 | 144 | 150 | R8 | Bx1-3 | Bx12-3 | - |

¹⁾ See notes and definitions on page 18.

²⁾ 100 HP at 230 V

Ratings, types and voltages

ACH580-PCR, packaged drive with disconnect means with circuit breaker

| Type Code | Nominal Output Ratings ¹⁾ | | Frame Size | Dim Ref UL Type 1 | Dim Ref UL Type 12 +B056 | Dim Ref NEMA 3R +B058 |
|--|--------------------------------------|-------------------|------------|----------------------|--------------------------------|-----------------------------|
| | Current | Power | | | | |
| | A | HP | | | | |
| U_i = 200 to 240 V. Power ratings are valid at nominal output voltage U_N = 208/230 V 60 Hz | | | | | | |
| ACH580-PCR-04A6-2 | 4.6 | 1 | R1 | Px1-1 | Px12-1 | PxB3R-1 |
| ACH580-PCR-06A6-2 | 6.6 | 1.5 | R1 | Px1-1 | Px12-1 | PxB3R-1 |
| ACH580-PCR-07A5-2 | 7.5 | 2 | R1 | Px1-1 | Px12-1 | PxB3R-1 |
| ACH580-PCR-10A6-2 | 10.6 | 3 | R1 | Px1-1 | Px12-1 | PxB3R-1 |
| ACH580-PCR-017A-2 | 16.7 | 5 | R1 | Px1-1 | Px12-1 | PxB3R-1 |
| ACH580-PCR-024A-2 | 24.2 | 7.5 | R2 | Px1-2 | Px12-2 | PxB3R-1 |
| ACH580-PCR-031A-2 | 30.8 | 10 | R2 | Px1-2 | Px12-2 | PxB3R-1 |
| ACH580-PCR-046A-2 | 46.2 | 15 | R3 | Px1-3 | Px12-3 | PxB3R-2 |
| ACH580-PCR-059A-2 | 59.4 | 20 | R3 | Px1-3 | Px12-3 | PxB3R-2 |
| ACH580-PCR-075A-2 | 74.8 | 25 | R4 | Px1-4 | Px12-4 | PxB3R-2 |
| ACH580-PCR-088A-2 | 88.0 | 30 | R5 | PxB1-3 | PxB12-3 | PxB3R-3 |
| ACH580-PCR-114A-2 | 114 | 40 | R6 | PxB1-3 | PxB12-3 | PxB3R-3 |
| ACH580-PCR-143A-2 | 143 | 50 | R6 | PxB1-3 | PxB12-3 | PxB3R-4 |
| ACH580-PCR-169A-2 | 169 | 60 | R7 | PxB1-3 | PxB12-3 | PxB3R-4 |
| ACH580-PCR-211A-2 | 211 | 75 | R7 | PxB1-3 | PxB12-3 | PxB3R-4 |
| ACH580-PCR-248A-2 | 248 | 100 ²⁾ | R8 | PxB1-3 | PxB12-3 | PxB3R-4 |
| U_i = 380 to 480 V. Power ratings are valid at nominal output voltage U_N = 460 V 60 Hz | | | | | | |
| ACH580-PCR-02A1-4 | 2.1 | 1 | R1 | Px1-1 | Px12-1 | PxB3R-1 |
| ACH580-PCR-03A0-4 | 3.0 | 1.5 | R1 | Px1-1 | Px12-1 | PxB3R-1 |
| ACH580-PCR-03A5-4 | 3.5 | 2 | R1 | Px1-1 | Px12-1 | PxB3R-1 |
| ACH580-PCR-04A8-4 | 4.8 | 3 | R1 | Px1-1 | Px12-1 | PxB3R-1 |
| ACH580-PCR-07A6-4 | 7.6 | 5 | R1 | Px1-1 | Px12-1 | PxB3R-1 |
| ACH580-PCR-012A-4 | 12 | 7.5 | R1 | Px1-1 | Px12-1 | PxB3R-1 |
| ACH580-PCR-014A-4 | 14 | 10 | R2 | Px1-2 | Px12-2 | PxB3R-1 |
| ACH580-PCR-023A-4 | 23 | 15 | R2 | Px1-2 | Px12-2 | PxB3R-1 |
| ACH580-PCR-027A-4 | 27 | 20 | R3 | Px1-3 | Px12-3 | PxB3R-2 |
| ACH580-PCR-034A-4 | 34 | 25 | R3 | Px1-3 | Px12-3 | PxB3R-2 |
| ACH580-PCR-044A-4 | 44 | 30 | R3 | Px1-3 | Px12-3 | PxB3R-2 |
| ACH580-PCR-052A-4 | 52 | 40 | R4 | Px1-4 | Px12-4 | PxB3R-2 |
| ACH580-PCR-065A-4 | 65 | 50 | R4 | Px1-4 | Px12-4 | PxB3R-2 |
| ACH580-PCR-077A-4 | 77 | 60 | R4 | Px1-4 | Px12-4 | PxB3R-2 |
| ACH580-PCR-096A-4 | 96 | 75 | R5 | PxB1-3 | PxB12-3 | PxB3R-3 |
| ACH580-PCR-124A-4 | 124 | 100 | R6 | PxB1-3 | PxB12-3 | PxB3R-4 |
| ACH580-PCR-156A-4 | 156 | 125 | R7 | PxB1-3 | PxB12-3 | PxB3R-4 |
| ACH580-PCR-180A-4 | 180 | 150 | R7 | PxB1-3 | PxB12-3 | PxB3R-4 |
| ACH580-PCR-240A-4 | 240 | 200 | R8 | PxB1-3 | PxB12-3 | PxB3R-4 |
| ACH580-PCR-302A-4 | 302 | 250 | R9 | PxB1-6 | PxB12-6 | PxB3R-5 |
| ACH580-PCR-361A-4 | 361 | 300 | R9 | PxB1-6 | PxB12-6 | PxB3R-5 |
| ACH580-PCR-414A-4 | 414 | 350 | R9 | PxB1-6 | PxB12-6 | PxB3R-5 |
| U_i = 500 to 600 V. Power ratings are valid at nominal output voltage U_N = 575 V 60 Hz | | | | | | |
| ACH580-PCR-02A7-6 | 2.7 | 2 | R2 | Px1-2 | Px12-2 | PxB3R-1 |
| ACH580-PCR-03A9-6 | 3.9 | 3 | R2 | Px1-2 | Px12-2 | PxB3R-1 |
| ACH580-PCR-06A1-6 | 6.1 | 5 | R2 | Px1-2 | Px12-2 | PxB3R-1 |
| ACH580-PCR-09A0-6 | 9.0 | 7.5 | R2 | Px1-2 | Px12-2 | PxB3R-1 |
| ACH580-PCR-011A-6 | 11 | 10 | R2 | Px1-2 | Px12-2 | PxB3R-1 |
| ACH580-PCR-017A-6 | 17 | 15 | R2 | Px1-2 | Px12-2 | PxB3R-1 |
| ACH580-PCR-022A-6 | 22 | 20 | R3 | Px1-3 | Px12-3 | PxB3R-2 |
| ACH580-PCR-027A-6 | 27 | 25 | R3 | Px1-3 | Px12-3 | PxB3R-2 |
| ACH580-PCR-032A-6 | 32 | 30 | R3 | Px1-3 | Px12-3 | PxB3R-2 |
| ACH580-PCR-041A-6 | 41 | 40 | R5 | PxB1-3 | PxB12-3 | - |
| ACH580-PCR-052A-6 | 52 | 50 | R5 | PxB1-3 | PxB12-3 | - |
| ACH580-PCR-062A-6 | 62 | 60 | R5 | PxB1-3 | PxB12-3 | - |
| ACH580-PCR-077A-6 | 77 | 75 | R5 | PxB1-3 | PxB12-3 | - |
| ACH580-PCR-099A-6 | 99 | 100 | R7 | PxB1-3 | PxB12-3 | - |
| ACH580-PCR-125A-6 | 125 | 125 | R7 | PxB1-3 | PxB12-3 | - |
| ACH580-PCR-144A-6 | 144 | 150 | R8 | PxB1-3 | PxB12-3 | - |

¹⁾ See notes and definitions on page 18.

²⁾ 100 HP at 230 V

Ratings, types and voltages

ACH580-PDR, packaged drive with disconnect means with non-fused disconnect switch

| Type Code | Nominal Output Ratings ¹⁾ | | Frame Size | Dim Ref UL Type 1 | Dim Ref UL Type 12 +B056 | Dim Ref NEMA 3R +B058 |
|--|--------------------------------------|-------------------|------------|----------------------|--------------------------------|-----------------------------|
| | Current | Power | | | | |
| | A | HP | | | | |
| U_i = 200 to 240 V. Power ratings are valid at nominal output voltage U_N = 208/230 V 60 Hz | | | | | | |
| ACH580-PDR-04A6-2 | 4.6 | 1 | R1 | Px1-1 | Px12-1 | PxB3R-1 |
| ACH580-PDR-06A6-2 | 6.6 | 1.5 | R1 | Px1-1 | Px12-1 | PxB3R-1 |
| ACH580-PDR-07A5-2 | 7.5 | 2 | R1 | Px1-1 | Px12-1 | PxB3R-1 |
| ACH580-PDR-10A6-2 | 10.6 | 3 | R1 | Px1-1 | Px12-1 | PxB3R-1 |
| ACH580-PDR-017A-2 | 16.7 | 5 | R1 | Px1-1 | Px12-1 | PxB3R-1 |
| ACH580-PDR-024A-2 | 24.2 | 7.5 | R2 | Px1-2 | Px12-2 | PxB3R-1 |
| ACH580-PDR-031A-2 | 30.8 | 10 | R2 | Px1-2 | Px12-2 | PxB3R-1 |
| ACH580-PDR-046A-2 | 46.2 | 15 | R3 | Px1-3 | Px12-3 | PxB3R-2 |
| ACH580-PDR-059A-2 | 59.4 | 20 | R3 | Px1-3 | Px12-3 | PxB3R-2 |
| ACH580-PDR-075A-2 | 74.8 | 25 | R4 | Px1-4 | Px12-4 | PxB3R-2 |
| ACH580-PDR-088A-2 | 88.0 | 30 | R5 | PxB1-3 | PxB12-3 | PxB3R-3 |
| ACH580-PDR-114A-2 | 114 | 40 | R5 | PxB1-3 | PxB12-3 | PxB3R-3 |
| ACH580-PDR-143A-2 | 143 | 50 | R6 | PxB1-3 | PxB12-3 | PxB3R-4 |
| ACH580-PDR-169A-2 | 169 | 60 | R7 | PxB1-3 | PxB12-3 | PxB3R-4 |
| ACH580-PDR-211A-2 | 211 | 75 | R7 | PxB1-3 | PxB12-3 | PxB3R-4 |
| ACH580-PDR-248A-2 | 248 | 100 ²⁾ | R8 | PxB1-3 | PxB12-3 | PxB3R-4 |
| U_i = 380 to 480 V. Power ratings are valid at nominal output voltage U_N = 460 V 60 Hz | | | | | | |
| ACH580-PDR-02A1-4 | 2.1 | 1 | R1 | Px1-1 | Px12-1 | PxB3R-1 |
| ACH580-PDR-03A0-4 | 3.0 | 1.5 | R1 | Px1-1 | Px12-1 | PxB3R-1 |
| ACH580-PDR-03A5-4 | 3.5 | 2 | R1 | Px1-1 | Px12-1 | PxB3R-1 |
| ACH580-PDR-04A8-4 | 4.8 | 3 | R1 | Px1-1 | Px12-1 | PxB3R-1 |
| ACH580-PDR-07A6-4 | 7.6 | 5 | R1 | Px1-1 | Px12-1 | PxB3R-1 |
| ACH580-PDR-012A-4 | 12 | 7.5 | R1 | Px1-1 | Px12-1 | PxB3R-1 |
| ACH580-PDR-014A-4 | 14 | 10 | R2 | Px1-2 | Px12-2 | PxB3R-1 |
| ACH580-PDR-023A-4 | 23 | 15 | R2 | Px1-2 | Px12-2 | PxB3R-1 |
| ACH580-PDR-027A-4 | 27 | 20 | R3 | Px1-3 | Px12-3 | PxB3R-2 |
| ACH580-PDR-034A-4 | 34 | 25 | R3 | Px1-3 | Px12-3 | PxB3R-2 |
| ACH580-PDR-044A-4 | 44 | 30 | R3 | Px1-3 | Px12-3 | PxB3R-2 |
| ACH580-PDR-052A-4 | 52 | 40 | R4 | Px1-4 | Px12-4 | PxB3R-2 |
| ACH580-PDR-065A-4 | 65 | 50 | R4 | Px1-4 | Px12-4 | PxB3R-2 |
| ACH580-PDR-077A-4 | 77 | 60 | R4 | Px1-4 | Px12-4 | PxB3R-2 |
| ACH580-PDR-096A-4 | 96 | 75 | R5 | PxB1-3 | PxB12-3 | PxB3R-3 |
| ACH580-PDR-124A-4 | 124 | 100 | R6 | PxB1-3 | PxB12-3 | PxB3R-4 |
| ACH580-PDR-156A-4 | 156 | 125 | R7 | PxB1-3 | PxB12-3 | PxB3R-4 |
| ACH580-PDR-180A-4 | 180 | 150 | R7 | PxB1-3 | PxB12-3 | PxB3R-4 |
| ACH580-PDR-240A-4 | 240 | 200 | R8 | PxB1-3 | PxB12-3 | PxB3R-4 |
| ACH580-PDR-302A-4 | 302 | 250 | R9 | PxB1-6 | PxB12-6 | PxB3R-5 |
| ACH580-PDR-361A-4 | 361 | 300 | R9 | PxB1-6 | PxB12-6 | PxB3R-5 |
| ACH580-PDR-414A-4 | 414 | 350 | R9 | PxB1-6 | PxB12-6 | PxB3R-5 |
| U_i = 500 to 600 V. Power ratings are valid at nominal output voltage U_N = 575 V 60 Hz | | | | | | |
| ACH580-PDR-02A7-6 | 2.7 | 2 | R2 | Px1-2 | Px12-2 | PxB3R-1 |
| ACH580-PDR-03A9-6 | 3.9 | 3 | R2 | Px1-2 | Px12-2 | PxB3R-1 |
| ACH580-PDR-06A1-6 | 6.1 | 5 | R2 | Px1-2 | Px12-2 | PxB3R-1 |
| ACH580-PDR-09A0-6 | 9.0 | 7.5 | R2 | Px1-2 | Px12-2 | PxB3R-1 |
| ACH580-PDR-011A-6 | 11 | 10 | R2 | Px1-2 | Px12-2 | PxB3R-1 |
| ACH580-PDR-017A-6 | 17 | 15 | R2 | Px1-2 | Px12-2 | PxB3R-1 |
| ACH580-PDR-022A-6 | 22 | 20 | R3 | Px1-3 | Px12-3 | PxB3R-2 |
| ACH580-PDR-027A-6 | 27 | 25 | R3 | Px1-3 | Px12-3 | PxB3R-2 |
| ACH580-PDR-032A-6 | 32 | 30 | R3 | Px1-3 | Px12-3 | PxB3R-2 |
| ACH580-PDR-041A-6 | 41 | 40 | R5 | PxB1-3 | PxB12-3 | - |
| ACH580-PDR-052A-6 | 52 | 50 | R5 | PxB1-3 | PxB12-3 | - |
| ACH580-PDR-062A-6 | 62 | 60 | R5 | PxB1-3 | PxB12-3 | - |
| ACH580-PDR-077A-6 | 77 | 75 | R5 | PxB1-3 | PxB12-3 | - |
| ACH580-PDR-099A-6 | 99 | 100 | R7 | PxB1-3 | PxB12-3 | - |
| ACH580-PDR-125A-6 | 125 | 125 | R7 | PxB1-3 | PxB12-3 | - |
| ACH580-PDR-144A-6 | 144 | 150 | R8 | PxB1-3 | PxB12-3 | - |

¹⁾ See notes and definitions on page 18.

²⁾ 100 HP at 230 V

Ratings, types and voltages

ACH580-31, ultra-low harmonic drives

| Type Code | Nominal Output Ratings ¹⁾ | | Frame Size | Dim Ref UL Type 1 | Dim Ref UL Type 12 +B056 |
|--|--------------------------------------|-------------|------------|----------------------|--------------------------------|
| | Current A | Power HP | | | |
| U₁ = 380 to 480 V. Power ratings are valid at nominal output voltage 460 V 60 Hz | | | | | |
| ACH580-31-07A6-4 | 7.6 | 5 | R3 | 31-1-R3 | 31-12-R3 |
| ACH580-31-012A-4 | 12 | 7.5 | R3 | 31-1-R3 | 31-12-R3 |
| ACH580-31-014A-4 | 14 | 10 | R3 | 31-1-R3 | 31-12-R3 |
| ACH580-31-023A-4 | 23 | 15 | R3 | 31-1-R3 | 31-12-R3 |
| ACH580-31-027A-4 | 27 | 20 | R6 | 31-1-R6 | 31-12-R6 |
| ACH580-31-034A-4 | 34 | 25 | R6 | 31-1-R6 | 31-12-R6 |
| ACH580-31-044A-4 | 44 | 30 | R6 | 31-1-R6 | 31-12-R6 |
| ACH580-31-052A-4 | 52 | 40 | R6 | 31-1-R6 | 31-12-R6 |
| ACH580-31-065A-4 | 65 | 50 | R6 | 31-1-R6 | 31-12-R6 |
| ACH580-31-077A-4 | 77 | 60 | R6 | 31-1-R6 | 31-12-R6 |

¹⁾ See notes and definitions on page 18.



Option compatibility

Descriptions

| Constructions | | | | | | | | | | | Option | Option Code | Description | |
|---------------|-----|-----|-----|-----|-----|-----|----|------|------|------|--------|-----------------------------------|-------------|---|
| O1 | VCR | VDR | BCR | BDR | PCR | PDR | 31 | 3BCR | 3BDR | 3PCR | | | | 3PDR |
| • | • | • | • | • | • | • | • | • | • | • | • | UL (NEMA) Type 1 | - | Indoor use primarily to provide a degree of protection against limited amounts of falling dirt. |
| • | | | • | • | • | • | • | • | • | • | • | UL (NEMA) Type 12 | +B056 | Indoor use primarily to provide a degree of protection against circulating dust, falling dirt, and dripping non-corrosive liquids. Does not protect against contamination from salt-laden air |
| | | | • | • | • | • | | • | • | • | • | UL (NEMA) Type 3R | +B058 | Either indoor or outdoor use to provide a degree of protection against falling dirt, rain, sleet, and snow; and that will be undamaged by the external formation of ice on the enclosure. |
| | | | • | • | • | • | | • | • | • | • | UL (NEMA) Type 3R Stainless Steel | +B058+C165 | Either indoor or outdoor use to provide a degree of protection against falling dirt, rain, sleet, and snow; and that will be undamaged by the external formation of ice on the enclosure. Enclosure is made of Stainless Steel grade 304. Internal heating strips and cooling fans regulate the internal temperature of the enclosure. |
| | | | • | • | • | • | | • | • | • | • | UL (NEMA) Type 4 | +B057 | Either indoor or outdoor use to provide a degree of protection against falling dirt, windblown dust, rain, sleet, snow, splashing water, and hose-directed water; and that will be undamaged by the external formation of ice on the enclosure. Enclosure is made of powder coated galvanized steel. An air conditioner is mounted on the side of the enclosure for cooling of the VFD. |
| | | | • | • | • | • | | • | • | • | • | UL (NEMA) Type 4X | +B063+C165 | Either indoor or outdoor use to provide a degree of protection against falling dirt, windblown dust, rain, sleet, snow, splashing water, and hose-directed water; and that will be undamaged by the external formation of ice on the enclosure. Enclosure is made of Stainless Steel grade 304. A stainless steel air conditioner made of 304 grade steel is mounted on the side of the enclosure for cooling of the VFD. |
| • | • | • | • | • | | | | • | • | | | Service Switch | +F267 | Provides a means to manually disconnect power to the drive. |
| | | | • | • | • | • | | | | | | Line Reactor | +E213 | A line reactor provides additional line side impedance for power conditioning. In some applications the line reactor will prevent nuisance drive trips and slightly reduce overall harmonic current. |
| | | | • | • | • | • | | | | | | Passive Filter | +E211 | A passive harmonic filter (inductive-capacitive) style is installed and wired in series with the drive. For power factor control, the contactor drops out the tuning reactor and capacitors during light loading. This filter is designed to limit current distortion to less than 5%. |
| | | | • | • | | | | • | • | | | Softstart Bypass | +G390 | The Softstarter is installed in the bypass circuit ahead of the Bypass Contactor power contacts. Softstarter operation is initiated by means of a control circuit interlock contact on the Bypass Contactor. Softstarter UP-TO-SPEED and FAULT signals (contact closures) are available at the Softstarter terminal block. |
| | | | | | • | • | | | | | | Redundant | +C170 | The redundant drive control option has two drives installed into a single enclosure to act as a backup for critical applications. The control scheme automatically switches from selected Lead Drive to secondary drive upon a fault on the selected Lead Drive. Each drive equipped with Drive Fuses and electrically interlocked drive output contactors. |
| | | | • | • | • | • | | | | | | MMPs | +xG405+M6xx | Control multiple motors with a single drive. Size the drive based on the combined power rating of all of the loads that will be controlled by the drive. ABB Manual Motor Protectors (MMPs) are sized based on each individual load are installed on the output of the VFD. |

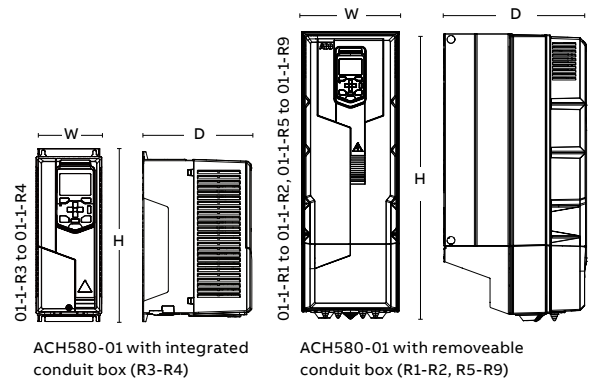
Adding these options may change the dimensions of the enclosure. Contact ABB for available configuration requirements.

Dimensions

ACH580-01

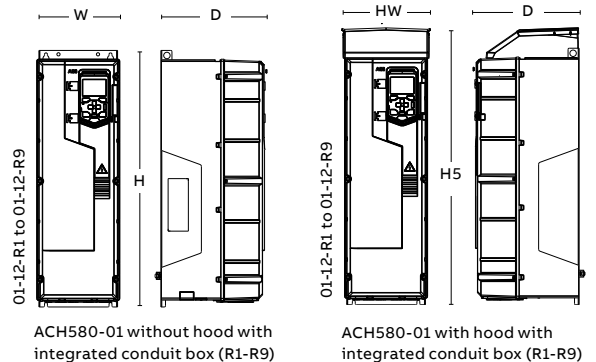
ACH580-01, wall-mounted UL Type 1

| Dim Ref | Height | | Width | | Depth | | Weight | |
|---------|--------|------|-------|------|-------|------|--------|------|
| | (in) | (mm) | (in) | (mm) | (in) | (mm) | (lb) | (kg) |
| 01-1-R1 | 14.69 | 373 | 4.92 | 125 | 8.78 | 223 | 10.1 | 4.6 |
| 01-1-R2 | 18.62 | 473 | 4.92 | 125 | 9.02 | 229 | 14.6 | 6.6 |
| 01-1-R3 | 19.29 | 490 | 7.99 | 203 | 9.02 | 229 | 26.0 | 11.8 |
| 01-1-R4 | 25.04 | 636 | 7.99 | 203 | 10.12 | 257 | 41.9 | 19.0 |
| 01-1-R5 | 28.82 | 732 | 7.99 | 203 | 11.61 | 295 | 62.4 | 28.3 |
| 01-1-R6 | 28.62 | 727 | 9.92 | 252 | 14.53 | 369 | 93.5 | 42.4 |
| 01-1-R7 | 34.65 | 880 | 11.18 | 284 | 14.57 | 370 | 119.1 | 54.0 |
| 01-1-R8 | 37.99 | 965 | 11.81 | 300 | 15.47 | 393 | 152.2 | 69.0 |
| 01-1-R9 | 37.60 | 955 | 14.96 | 380 | 16.46 | 418 | 213.9 | 97.0 |



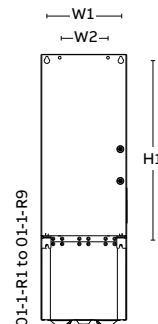
ACH580-01, wall-mounted UL Type 12 (option +B056)

| Dim Ref | Height | | Height (H5) | | Width (W) | | Width (HW) | | Depth (D) | | Weight | |
|----------|--------|------|-------------|------|-----------|------|------------|------|-----------|------|--------|-------|
| | (in) | (mm) | (in) | (mm) | (in) | (mm) | (in) | (mm) | (in) | (mm) | (lb) | (kg) |
| 01-12-R1 | 15.87 | 403 | 17.78 | 452 | 5.04 | 128 | 5.09 | 129 | 9.17 | 233 | 10.6 | 4.8 |
| 01-12-R2 | 19.80 | 503 | 21.49 | 546 | 5.04 | 128 | 5.10 | 130 | 9.41 | 239 | 15.0 | 6.8 |
| 01-12-R3 | 19.29 | 490 | 20.93 | 532 | 8.11 | 206 | 8.16 | 207 | 9.33 | 237 | 28.7 | 13.0 |
| 01-12-R4 | 25.04 | 636 | 27.03 | 686 | 7.99 | 203 | 8.59 | 218 | 10.43 | 265 | 44.1 | 20.0 |
| 01-12-R5 | 28.82 | 732 | 32.01 | 813 | 7.99 | 203 | 8.58 | 218 | 12.60 | 320 | 63.9 | 29.0 |
| 01-12-R6 | 28.62 | 727 | 34.81 | 884 | 9.92 | 252 | 11.46 | 291 | 14.96 | 380 | 94.8 | 43.0 |
| 01-12-R7 | 34.65 | 880 | 40.86 | 1038 | 11.18 | 284 | 13.00 | 330 | 15.00 | 381 | 123.5 | 56.0 |
| 01-12-R8 | 37.99 | 965 | 44.23 | 1123 | 11.81 | 300 | 13.80 | 351 | 17.80 | 452 | 169.8 | 77.0 |
| 01-12-R9 | 37.60 | 955 | 46.75 | 1188 | 14.96 | 380 | 16.95 | 431 | 18.78 | 477 | 227.1 | 103.0 |



ACH580-01, mounting dimensions UL Type 1 and UL Type 12

| Dim Ref | Height (H1) | | Width (W1) | | Width (W2) | |
|------------------|-------------|------|------------|------|------------|------|
| | (in) | (mm) | (in) | (mm) | (in) | (mm) |
| 01-1-R1/01-12-R1 | 12.48 | 317 | 3.86 | 98 | - | - |
| 01-1-R2/01-12-R2 | 16.42 | 417 | 3.86 | 98 | - | - |
| 01-1-R3/01-12-R3 | 18.62 | 473 | 6.30 | 160 | - | - |
| 01-1-R4/01-12-R4 | 24.37 | 619 | 6.30 | 160 | 3.86 | 98 |
| 01-1-R5/01-12-R5 | 22.87 | 581 | 6.30 | 160 | 3.86 | 98 |
| 01-1-R6/01-12-R6 | 20.91 | 531 | 8.37 | 213 | 6.30 | 160 |
| 01-1-R7/01-12-R7 | 22.95 | 583 | 9.65 | 245 | 6.30 | 160 |
| 01-1-R8/01-12-R8 | 25.91 | 658 | 10.33 | 263 | 8.43 | 214 |
| 01-1-R9/01-12-R9 | 25.91 | 658 | 13.58 | 345 | 7.87 | 200 |

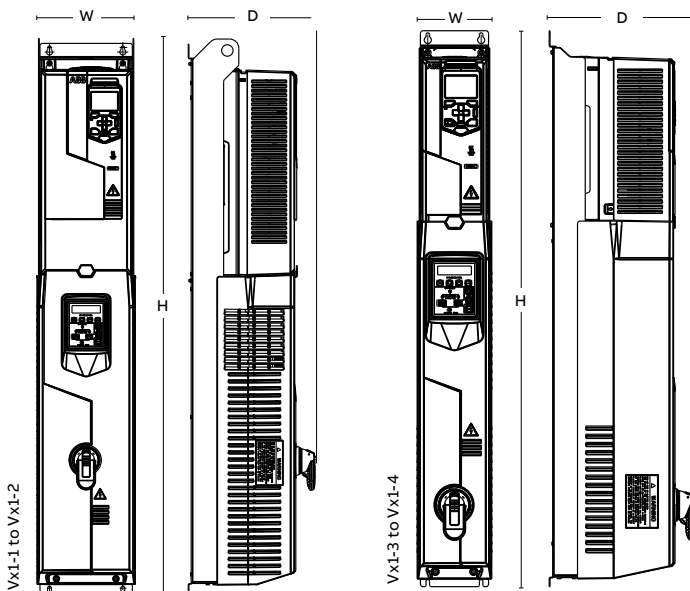


Dimensions

ACH580-VCR and ACH580-VDR

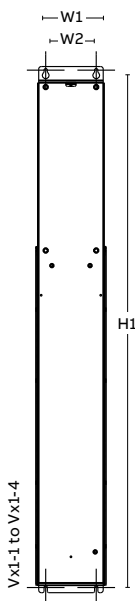
**ACH580-VCR and ACH580-VDR, vertical
E-Clipse bypass drives UL Type 1**

| Dim Ref | Height | | Width | | Depth | | Weight | |
|---------|--------|------|-------|------|-------|------|--------|------|
| | (in) | (mm) | (in) | (mm) | (in) | (mm) | (lb) | (kg) |
| Vx1-1 | 40.18 | 1021 | 5.39 | 137 | 10.55 | 268 | 30.0 | 13.6 |
| Vx1-2 | 44.10 | 1120 | 5.39 | 137 | 10.77 | 274 | 50.7 | 23.0 |
| Vx1-3 | 47.70 | 1212 | 8.44 | 214 | 10.90 | 277 | 59.5 | 27.0 |
| Vx1-4 | 56.82 | 1443 | 8.44 | 214 | 12.00 | 305 | 86.0 | 39.0 |



**ACH580-VCR and ACH580-VDR, vertical
E-Clipse bypass drives UL Type 1, mounting dimensions**

| Dim Ref | Height (H1) | | Width (W1) | | Width (W2) | |
|---------|-------------|------|------------|------|------------|------|
| | (in) | (mm) | (in) | (mm) | (in) | (mm) |
| Vx1-1 | 39.51 | 1004 | 4.93 | 125 | 3.86 | 98 |
| Vx1-2 | 43.43 | 1103 | 4.93 | 125 | 3.86 | 98 |
| Vx1-3 | 46.47 | 1180 | 8.19 | 208 | 6.30 | 160 |
| Vx1-4 | 55.70 | 1415 | 8.19 | 208 | 6.30 | 160 |

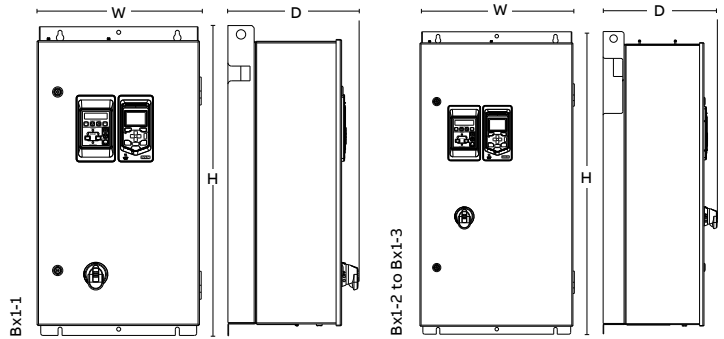


Dimensions

ACH580-BCR and ACH580-BDR

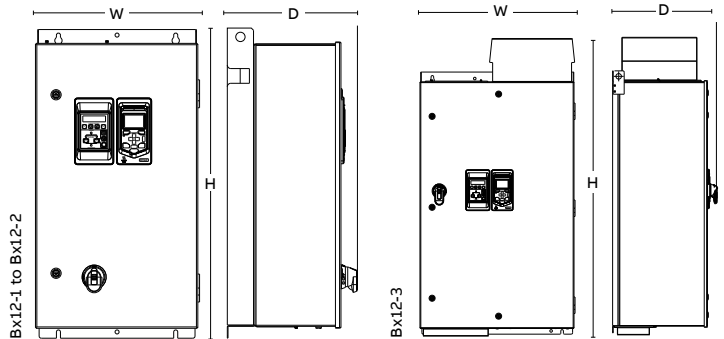
ACH580-BCR and ACH580-BDR, E-Clipse bypass drives UL Type 1

| Frames | Height | | Width | | Depth | | Weight | |
|--------|--------|------|-------|------|-------|------|--------|-------|
| | (in) | (mm) | (in) | (mm) | (in) | (mm) | (lb) | (kg) |
| Bx1-1 | 33.16 | 842 | 17.63 | 447 | 13.90 | 353 | 84.0 | 38.1 |
| Bx1-2 | 40.60 | 1030 | 20.70 | 526 | 15.30 | 388 | 139.0 | 63.0 |
| Bx1-3 | 47.72 | 1212 | 28.24 | 717 | 19.04 | 484 | 448.0 | 203.0 |



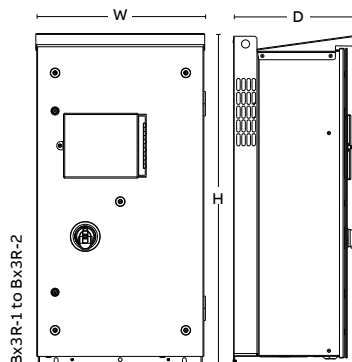
ACH580-BCR and ACH580-BDR, E-Clipse bypass drives UL Type 12

| Frames | Height | | Width | | Depth | | Weight | |
|--------|--------|------|-------|------|-------|------|--------|-------|
| | (in) | (mm) | (in) | (mm) | (in) | (mm) | (lb) | (kg) |
| Bx12-1 | 33.16 | 842 | 17.63 | 448 | 13.90 | 353 | 84.0 | 38.1 |
| Bx12-2 | 40.60 | 1030 | 20.70 | 526 | 15.30 | 388 | 139.0 | 63.0 |
| Bx12-3 | 54.18 | 1376 | 28.24 | 717 | 19.04 | 484 | 448.0 | 203.0 |

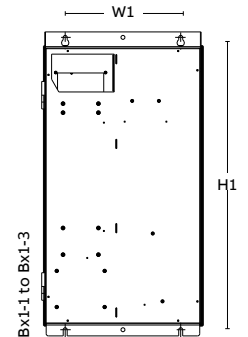


ACH580-BCR and ACH580-BDR, E-Clipse bypass drives UL Type 3R

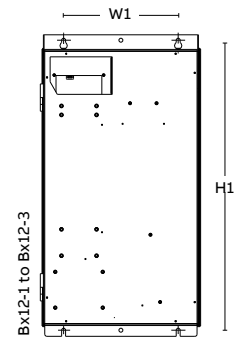
| Frames | Height | | Width | | Depth | | Weight | |
|--------|--------|------|-------|------|-------|------|--------|------|
| | (in) | (mm) | (in) | (mm) | (in) | (mm) | (lb) | (kg) |
| Bx3R-1 | 33.40 | 847 | 17.70 | 449 | 14.00 | 355 | 83.8 | 38.0 |
| Bx3R-2 | 40.71 | 1034 | 20.71 | 526 | 15.43 | 392 | 193.0 | 88.0 |



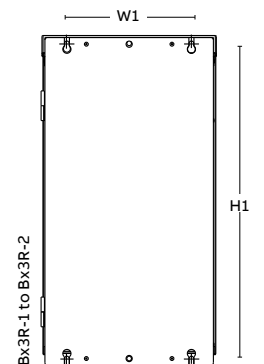
| ACH580-BCR and ACH580-BDR, E-Clipse bypass drives UL Type 1, mounting dimensions | | | | |
|--|-------------|------|------------|------|
| Frames | Height (H1) | | Width (W1) | |
| | (in) | (mm) | (in) | (mm) |
| Bx1-1 | 31.89 | 810 | 12.60 | 320 |
| Bx1-2 | 39.30 | 998 | 15.70 | 400 |
| Bx1-3 | 46.26 | 1175 | 23.62 | 600 |



| ACH580-BCR and ACH580-BDR, E-Clipse bypass drives UL Type 12, mounting dimensions | | | | |
|---|-------------|------|------------|------|
| Frames | Height (H1) | | Width (W1) | |
| | (in) | (mm) | (in) | (mm) |
| Bx12-1 | 31.89 | 810 | 12.60 | 320 |
| Bx12-2 | 39.30 | 998 | 15.70 | 400 |
| Bx12-3 | 46.26 | 1175 | 23.62 | 600 |



| ACH580-BCR and ACH580-BDR, E-Clipse bypass drives UL Type 3R, mounting dimensions | | | | |
|---|-------------|------|------------|------|
| Frames | Height (H1) | | Width (W1) | |
| | (in) | (mm) | (in) | (mm) |
| Bx3R-1 | 31.90 | 810 | 12.60 | 320 |
| Bx3R-2 | 39.30 | 998 | 15.70 | 400 |

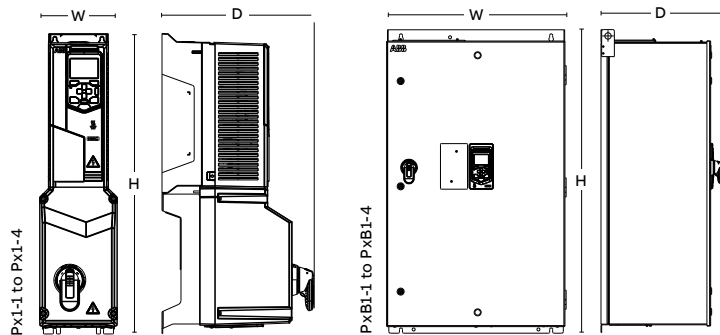


Dimensions

ACH580-PCR and ACH580-PDR

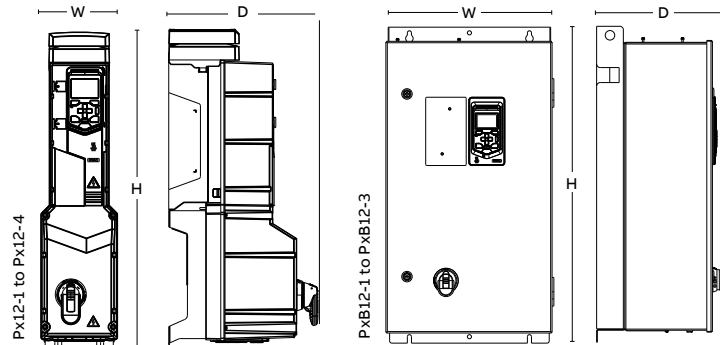
ACH580-PCR and ACH580-PDR, packaged drives with disconnect means UL Type 1

| Dim Ref | Height | | Width | | Depth | | Weight | |
|---------|--------|------|-------|------|-------|------|--------|-------|
| | (in) | (mm) | (in) | (mm) | (in) | (mm) | (lb) | (kg) |
| Px1-1 | 24.60 | 625 | 6.34 | 161 | 12.42 | 316 | 18.1 | 8.2 |
| Px1-2 | 28.49 | 725 | 6.34 | 161 | 12.63 | 321 | 22.0 | 10.0 |
| Px1-3 | 34.86 | 885 | 8.39 | 213 | 13.22 | 336 | 39.0 | 17.7 |
| Px1-4 | 40.61 | 1032 | 8.39 | 213 | 14.26 | 362 | 60.0 | 27.2 |
| PxB1-1 | 33.16 | 842 | 17.63 | 448 | 13.90 | 353 | 77.0 | 35.0 |
| PxB1-2 | 40.60 | 1030 | 20.71 | 526 | 15.30 | 388 | 122.0 | 55.3 |
| PxB1-3 | 47.72 | 1212 | 28.24 | 717 | 19.04 | 484 | 359.0 | 163.0 |



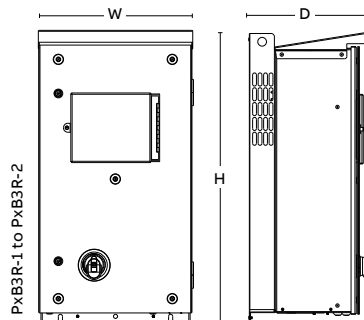
ACH580-PCR and ACH580-PDR, packaged drives with disconnect means UL Type 12

| Dim Ref | Height | | Width | | Depth | | Weight | |
|---------|--------|------|-------|------|-------|------|--------|-------|
| | (in) | (mm) | (in) | (mm) | (in) | (mm) | (lb) | (kg) |
| Px12-1 | 26.50 | 673 | 6.50 | 164 | 12.40 | 316 | 18.1 | 8.2 |
| Px12-2 | 30.22 | 768 | 6.50 | 164 | 12.64 | 321 | 22.0 | 10.0 |
| Px12-3 | 36.51 | 927 | 8.39 | 213 | 13.22 | 336 | 39.0 | 17.7 |
| Px12-4 | 42.54 | 1081 | 8.39 | 213 | 14.26 | 362 | 60.0 | 27.2 |
| PxB12-1 | 33.16 | 842 | 17.63 | 448 | 13.90 | 353 | 77.0 | 35.0 |
| PxB12-2 | 40.60 | 1030 | 20.70 | 526 | 15.30 | 388 | 122.0 | 55.3 |
| PxB12-3 | 48.07 | 1221 | 28.24 | 717 | 19.04 | 484 | 359.0 | 163.0 |



ACH580-PCR and ACH580-PDR, packaged drives with disconnect means UL Type 3R

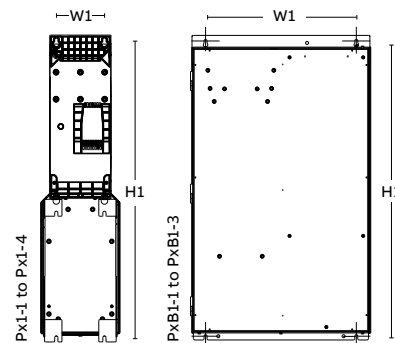
| Dim Ref | Height | | Width | | Depth | | Weight | |
|---------|--------|------|-------|------|-------|------|--------|------|
| | (in) | (mm) | (in) | (mm) | (in) | (mm) | (lb) | (kg) |
| PxB3R-1 | 33.35 | 847 | 17.70 | 449 | 13.98 | 355 | 77.0 | 35.0 |
| PxB3R-2 | 40.71 | 1034 | 20.71 | 526 | 15.40 | 392 | 176.0 | 79.8 |



Standard configuration dimensions for reference only.

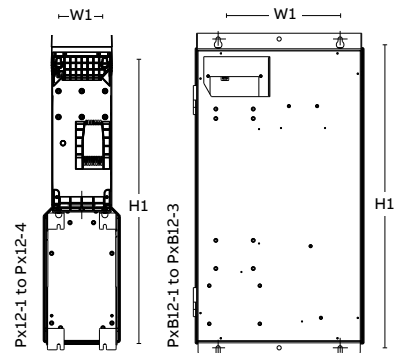
ACH580-PCR and ACH580-PDR, packaged drives with disconnect means UL Type 1, mounting dimensions

| Dim Ref | Height (H1) | | Width (W1) | |
|---------|-------------|------|------------|------|
| | (in) | (mm) | (in) | (mm) |
| Px1-1 | 12.48 | 317 | 3.86 | 98 |
| Px1-2 | 16.42 | 417 | 3.86 | 98 |
| Px1-3 | 18.75 | 476 | 6.30 | 160 |
| Px1-4 | 24.49 | 622 | 6.30 | 160 |
| PxB1-1 | 31.89 | 810 | 12.60 | 320 |
| PxB1-2 | 39.30 | 998 | 15.70 | 400 |
| PxB1-3 | 46.26 | 1175 | 23.62 | 600 |



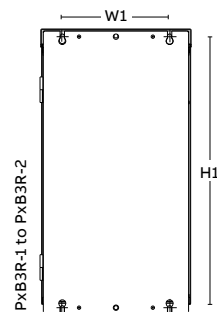
ACH580-PCR and ACH580-PDR, packaged drives with disconnect means UL Type 12, mounting dimensions

| Dim Ref | Height (H1) | | Width (W1) | |
|---------|-------------|------|------------|------|
| | (in) | (mm) | (in) | (mm) |
| Px12-1 | 12.48 | 317 | 3.86 | 98 |
| Px12-2 | 16.42 | 417 | 3.86 | 98 |
| Px12-3 | 18.75 | 476 | 6.30 | 160 |
| Px12-4 | 24.49 | 622 | 6.30 | 160 |
| PxB12-1 | 31.89 | 810 | 12.60 | 320 |
| PxB12-2 | 39.30 | 998 | 15.70 | 400 |
| PxB12-3 | 46.26 | 1175 | 23.62 | 600 |



ACH580-PCR and ACH580-PDR, packaged drives with disconnect means UL Type 3R, mounting dimensions

| Dim Ref | Height (H1) | | Width (W1) | |
|---------|-------------|------|------------|------|
| | (in) | (mm) | (in) | (mm) |
| PxB3R-1 | 31.90 | 810 | 12.60 | 320 |
| PxB3R-2 | 39.30 | 998 | 15.70 | 400 |



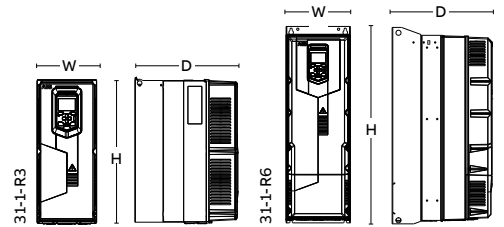
Standard configuration dimensions for reference only.

Dimensions

ACH580-31

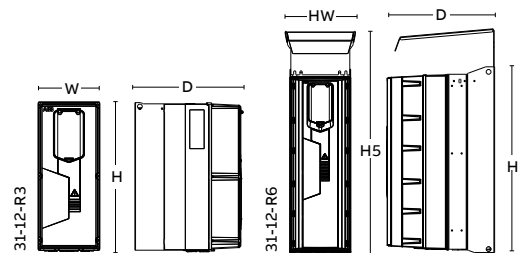
ACH580-31, ultra-low harmonic drive, UL Type 1

| Dim Ref | Height | | Width | | Depth | | Weight | |
|---------|--------|------|-------|------|-------|------|--------|------|
| | (in) | (mm) | (in) | (mm) | (in) | (mm) | (lb) | (kg) |
| 31-1-R3 | 19.49 | 495 | 8.07 | 205 | 13.74 | 349 | 46.97 | 21.3 |
| 31-1-R6 | 30.35 | 771 | 9.92 | 252 | 15.44 | 392 | 134.51 | 61.0 |



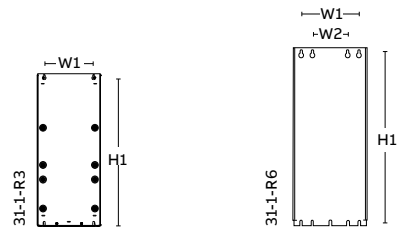
ACH580-31, ultra-low harmonic drive, UL Type 12

| Dim Ref | Height | | Height (H5) | | Width (W) | | Width (HW) | | Depth | | Weight | |
|----------|--------|------|-------------|------|-----------|------|------------|------|-------|------|--------|------|
| | (in) | (mm) | (in) | (mm) | (in) | (mm) | (in) | (mm) | (in) | (mm) | (lb) | (kg) |
| 31-12-R3 | 19.49 | 495 | - | - | 8.07 | 205 | - | - | 14.17 | 360 | 51.38 | 23.3 |
| 31-12-R6 | 30.35 | 771 | 36.56 | 929 | 9.92 | 252 | 11.46 | 291 | 17.65 | 448 | 138.92 | 63.0 |



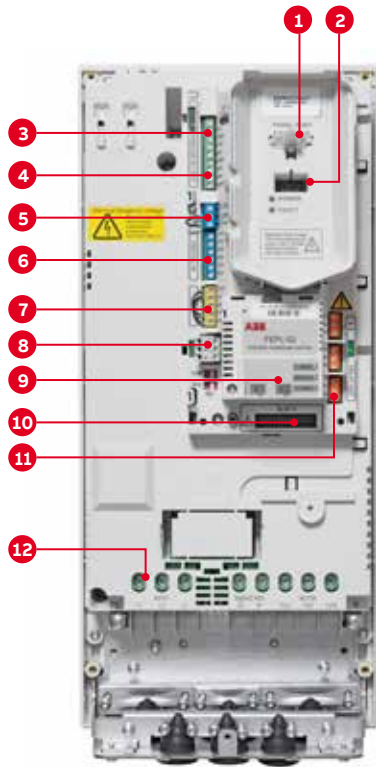
ACH580-31, ultra-low harmonic drive, mounting dimensions UL Type 1 and UL Type 12

| Dim Ref | Height (H1) | | Width (W1) | | Width (W2) | |
|------------------|-------------|------|------------|-------|------------|------|
| | (in) | (mm) | (in) | (mm) | (in) | (mm) |
| 31-1-R3/31-12-R3 | 18.66 | 474 | 6.30 | 160 | - | - |
| 31-1-R6/31-12-R6 | 29.65 | 753 | 8.37 | 212.5 | 6.30 | 160 |

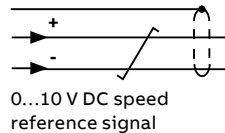


Comprehensive connectivity

Default control connections



- 1. Panel port (PC tools, control panel)
- 2. ABB drive customizer port for programming the drive without mains
- 3. Analog inputs (2 × AI)
- 4. Analog outputs (2 × AO)
- 5. 24 V DC output
- 6. Digital inputs (6 × DI)
- 7. Safe torque off (STO)
- 8. Embedded fieldbus
- 9. Communication options (fieldbuses)
- 10. Analog and digital I/O extensions
- 11. Relay outputs (3 × RO)
- 12. Mains connection



| Terminal | Meaning | Default macro connections | |
|--|----------------|---|---------------------------------------|
| X1 Reference voltage and analog inputs and outputs | | | |
| 1 | SCR | Signal cable shield (screen) | |
| 2 | AI1 | Output frequency/speed reference: 0 to 10 V | |
| 3 | AGND | Analog input circuit common | |
| 4 | +10 V | Reference voltage 10 V DC | |
| 5 | AI2 | Actual feedback: 0 to 20 mA | |
| 6 | AGND | Analog input circuit common | |
| 7 | AO1 | Output frequency: 0 to 10 V | |
| 8 | AO2 | Motor current: 0 to 20 mA | |
| 9 | AGND | Analog output circuit common | |
| X2 & X3 Aux. voltage output and programmable digital inputs | | | |
| 10 | +24 V | Aux. voltage output +24 V DC, max. 250 mA | |
| 11 | DGND | Aux. voltage output common | |
| 12 | DCOM | Digital input common for all | |
| 13 | DI1 | Stop (0)/Start (1) | |
| 14 | DI2 | Not configured | |
| 15 | DI3 | Constant frequency/speed selection | |
| 16 | DI4 | Start interlock 1 (1 = allow start) | |
| 17 | DI5 | Not configured | |
| 18 | DI6 | Not configured | |
| X6, X7, X8 Relay outputs | | | |
| 19 | RO1C | Damper control 250 V AC/30 V DC 2 A | Energize damper 19 connected to 21 |
| 20 | RO1A | | |
| 21 | RO1B | | |
| 22 | RO2C | Running 250 V AC/30 V DC 2 A | Running 22 connected to 24 |
| 23 | RO2A | | |
| 24 | RO2B | Fault (-1) 250 V AC/30 V DC 2 A | Fault condition 25 connected to 26 |
| 25 | RO3C | | |
| 26 | RO3A | | |
| 27 | RO3B | | |
| X5 Embedded fieldbus | | | |
| 29 | B+ | Embedded fieldbus, EFB (EIA-485) | |
| 30 | A- | | |
| 31 | DGND | | |
| S4 | TERM | Termination switch | |
| S5 | BIAS | Bias resistors switch | |
| X4 Safe torque off | | | |
| 34 | OUT1 | Safe torque off. Factory connection. Both circuits must be closed for the drive to start. See chapter <i>The Safe torque off function</i> in the <i>hardware manual</i> of the drive. | |
| 35 | OUT2 | | |
| 36 | SGND | | |
| 37 | IN1 | | |
| 38 | IN2 | | |
| X10 24 V AC/DC | | | |
| 40 | 24 V AC/DC+ in | R6-R11 only: Ext. 24V AC/DC input to power up the control unit when the main supply is disconnected. | |
| 41 | 24 V AC/DC- in | | |

Notes:

¹⁾ Connected with jumpers at the factory.

²⁾ Only frames R6-R11 have terminals 40 and 41 for external 24 V AC/DC input.

Options

Controlling your drive remotely eliminates the need to be at the drive to make adjustments. Accurate remote diagnostics are possible through the building management system (BMS), which enables real-time monitoring. Total building system costs are reduced thanks to the reduced wiring and number of building automation I/O points, and the ability to use passthrough I/O.

I/O options

| Option code | Description | Type designation |
|-------------|---|------------------|
| +L501* | External 24 V DC/AC and digital I/O extension (2xRO and 1xDO) | CMOD-01 |
| +L512* | 115/230V digital input (6xDI and 2xRO) | CHDI-01 |

* Not available as plus code on Bypass

Input/output extension modules

Standard input and output can be extended by using optional analog and digital input/output extension modules.

Fieldbus adapters

| Option code | Drive/Bypass | Fieldbus protocol | Adapter |
|-------------|-----------------------|---|-------------|
| +K465 | Available/Coming 2019 | BACnet/IP (2-port) | FBIP-21-KIT |
| +K451 | Available | DeviceNet | FDNA-01-KIT |
| +K454 | Available | PROFIBUS-DP | FPBA-01-KIT |
| +K475 | Available | Ethernet/IP, PROFINET IO, Modbus TCP (2-port) | FENA-21-KIT |
| +K452 | Coming 2019 | LonWorks | FLON-01-KIT |

BACnet/IP option

Native BACnet/IP allows for greater bandwidth for more frequent polling/monitoring and more devices on the same sub-network. Thanks to the two-port design of this adapter, the need for external switches is reduced and installation time is shortened. Different buildings may have different fieldbuses, and we have multiple option modules to satisfy your needs.

Control panel options

The HVAC control panel (ACH-AP-H) is included as standard in the delivery unless otherwise specified.

| Option code | Description | Type designation |
|-------------|--|------------------|
| STD | HVAC control panel (standard) | ACH-AP-H |
| +J429 | HVAC control panel with Bluetooth interface | ACH-AP-W |
| * | HVAC branded control panel mounting platform (flush-mounted, includes panel bus adapter) | DPMP-06-EXT-H |

* Enter as separate line item, not part of configuration code

Wireless connectivity

With the Bluetooth-enabled assistant control panel, you can commission, start, stop, and monitor the drive, and reset faults from different devices such as tablets.

High protection for operation in harsh environments


Thanks to the drive's wall-mountable construction in both UL (NEMA) Type 1 and UL (NEMA) Type 12 configurations the ACH580-01 can be installed in clean rooms, and provides protection against circulating dust, falling dirt, and dripping non-corrosive liquids.

The robust, protective design ensures that no additional enclosures or components, such as dust filters and fans, are needed. Overall, drives for harsh environments require smaller capital expenses by avoiding or advancing maintenance of external components, which in turn improves the reliability of the drive and the process.



Flange mounting

The ACH580-01 wall-mounted drive offers flange mounting as an option, separating the control electronics from the main circuit cooling airflow, saving space and ensuring optimal cooling. This results in better thermal management during panel installation and reduces the overall enclosure size. Furthermore, the need for air-conditioning can often be eliminated, as up to 80 percent of the heat load is removed through the back of the panel.



ACH580

Motor control options



Super-E motor



ABB IE4 synchronous reluctance motor SynRM



Induction motors, the industry workhorse

Pair the ACH580 with an induction motor for simple and reliable operation. Further simplifying setup, the ACH580 drive is factory-delivered with EM series nameplate motor data.



Permanent Magnet motors for smooth operation

ABB has the software, hardware and application knowledge to support Permanent Magnet motor technology. Permanent Magnet technology offers users efficiency across the speed range, compact housing for applications such as fan walls, and eliminates the need for mechanical speed reduction equipment.

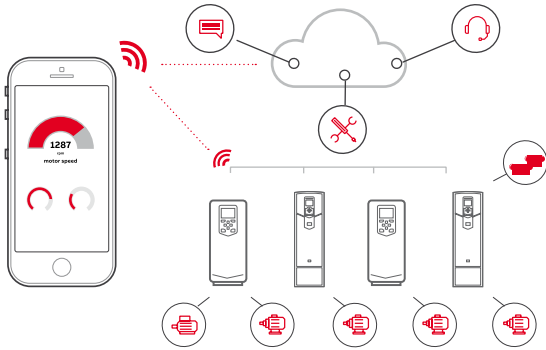


IE4 SynRM for optimized energy efficiency

A key to increased energy efficiency is the rotor design of our drive and motor package. Combining the ACH580's control technology with a synchronous reluctance motor (SynRM) will also reduce motor temperature and noise.

ABB Ability™ smartphone apps

Better connectivity and user experience with Drivetune



Easy and fast access to product information and support

Manage your drives and the process lines and machines they control



Easy access to cloud-based drive and process information from anywhere via an online connection



Start up, commission and tune your drive and application

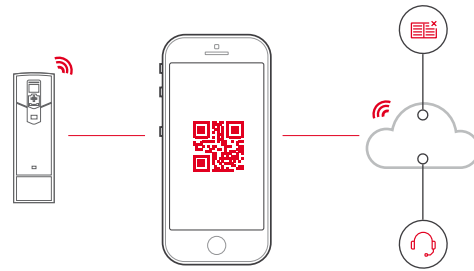


Simplified user guidance with instant access to drive status and configuration



Performance optimization via drive troubleshooting features and fast support

Services and support on the go with Drivebase



Search for support documents and contact information

Maintain and service all your installed drives at one site or multiple sites



Register your drive with the Drivebase app



Access your product and service information in the cloud from anywhere



Access your drive's diagnostics data



Push notifications for critical product and service updates

Access information anywhere

Download the apps using the QR codes below or directly from the app stores



Drivetune for commissioning and managing drives



Drivebase for ensured reliability and reduced downtime on production sites

Services to match your needs


Your service needs depend on your operations, the life cycle of your equipment, and your business priorities. We have identified our customers' four most common needs, and we created service options to satisfy them. Which will you choose to keep your drives at peak performance?

Is uptime your priority?

Keep your drives running with precisely planned and executed maintenance.

Example services include:

- ABB Ability™ Life Cycle Assessment
- Installation and Commissioning
- Spare Parts
- Preventive Maintenance
- Reconditioning
- ABB Drive Care agreement
- Drive Exchange



Operational efficiency

Is rapid response a key consideration?


If your drives need immediate action, our global network is at your service.

Example services include:

- Technical Support
- On-site Repair
- ABB Ability™ Remote Assistance
- Response time agreements
- Training



Rapid response



Drives service

Your choice, your future

The longevity of your drives is influenced by the service you choose.

Whatever you choose, it should be a well-informed decision. We have the expertise and experience to help you find and implement the right service for your drive equipment. Start by asking yourself these two critical questions:

- Why would my drive be serviced?
- What would my optimal service options be?

From here, count on our guidance and full support throughout the entire lifetime of your drives.

Your choice, your business efficiency

ABB Drive Care lets you focus on your core business. A selection of predefined service options matching your needs provides optimal, more reliable performance, extends your drive's lifetime, and controls costs. This reduces the risk of unplanned downtime and makes it easier to budget for maintenance.

Need to extend your assets' lifetime?

Maximize the lifetime of your drive with our services.

Example services include:

- ABB Ability™ Life Cycle Assessment
- Upgrades, Retrofits and Modernization
- Replacement, Disposal and Recycling




Life cycle management

Is performance most critical to your operation?


Get optimal performance out of your machinery and systems.

Example services include:

- ABB Ability™ Remote Services
- Engineering and Consulting
- Inspection and Diagnostics
- Upgrades, Retrofits and Modernization
- Workshop Repair
- Tailored services



Performance improvement



A lifetime of peak performance

You're in control of every phase of the life of your drive. At the heart of drive services is a four-phase product life cycle management model. This model defines the services recommended and available throughout your drive's lifespan.

Now it's easy for you to see the exact service and maintenance available for your drives.

ABB drives life cycle phases explained:



| | Active | Classic | Limited | Obsolete |
|-----------------|---|---|--|---|
| | Full range of life cycle services and support | | Limited range of life cycle services and support | Replacement and end-of-life services |
| Product | Product is in active sales and manufacturing phase. | Serial production has ceased. Product may be available for plant extensions, as a spare part or for installed base renewal. | Product is no longer available. | Product is no longer available. |
| Services | Full range of life cycle services is available. | Full range of life cycle services is available. Product enhancements may be available through upgrade and retrofit solutions. | Limited range of life cycle services is available. Spare parts availability is limited to available stock. | Replacement and end-of-life services are available. |

Keeping you informed

We notify you every step of the way using life cycle status statements and announcements.

The benefit for you is clear information about the status of your drives and the exact services available. It helps you plan the preferred service actions ahead of time and make sure that continuous support is always available.

Step 1

Life Cycle Status Announcement

Provides early information about the upcoming life cycle phase change and how it affects the availability of services.

Step 2

Life Cycle Status Statement

Provides information about the drive's current life cycle status, the availability of product and services, the life cycle plan, and recommended actions.



—
For more information, please contact your
local ABB representative or visit

abb.com/drives

new.abb.com/drives/segment/HVAC

new.abb.com/motors&generators

ABB Inc.
16250 W. Glendale Drive
New Berlin, WI 53151
(800) 752-0696

ABB Inc.
800 Hymus Boulevard
Saint-Laurent, QC
H4S 0B5