



# MARCH 2026

## NEXT TRIPS

**Black Point & Augusta**

**Lake King & surrounding areas**

**Dwellingup Fenceline & Captain Fawcett Track OR Captain Fawcett Track & Lennard Track**

**Balladonia to Flinders Ranges**



4WD, Caravanning, Camping & Environmental Etequette  
AGM details  
4x4 Recovery Safety  
Mounting your GPS  
Camping recipes  
Mundaring Powerlines photos  
Museum of Pubs photos

**Next Meeting  
March 25**

**ERRATA**

The February Magazine was incorrectly labelled edition 305 and should have been 306

<b>CLUB INFORMATION</b>	<b>3</b>
<b>Committee and club contact details</b>	
<b>CLUB BUSINESS</b>	<b>12</b>
<b>Notifications concerning the club</b>	
<b>GENERAL STUFF</b>	<b>14</b>
<b>Things to be aware of</b>	
<b>BRISEY'S BULLDUST</b>	<b>18</b>
<b>Magazine editor's editorial column</b>	
<b>MEETING MURMURS</b>	<b>19</b>
<b>Meeting minutes</b>	
<b>HAPPY BIRTHDAY</b>	<b>33</b>
<b>Birthday wishes to members and families</b>	
<b>PUCKER FACTOR</b>	<b>34</b>
<b>Safety tips and articles</b>	
<b>ENLIGHTENING ELUCIDATIONS</b>	<b>36</b>
<b>Topical articles of interest</b>	
<b>THE EPICUREAN</b>	<b>48</b>
<b>Camp cooking</b>	
<b>ADDED VALUE</b>	<b>51</b>
<b>Advertising from our sponsors</b>	
<b>TRIPPING OUT</b>	<b>53</b>
<b>Club trip reports and photos</b>	
<b>EXCURSION EDIFICATION</b>	<b>65</b>
<b>Upcoming trip advertising</b>	
<b>TRIP CALENDAR</b>	<b>70</b>
<b>Upcoming trips</b>	

CLUB CONTACT DETAILS  
POST OFFICE BOX 8233  
WARNBRO WA 6169  
<https://peel4x4club.com>  
Secretary: [secretarypeel4x4club@outlook.com](mailto:secretarypeel4x4club@outlook.com)  
Treasurer: [peel4x4.treasurer@gmail.com](mailto:peel4x4.treasurer@gmail.com)  
Magazine Email: [peel4x4magazine@gmail.com](mailto:peel4x4magazine@gmail.com)

**2025—2026 COMMITTEE**  
President Aaron Crane  
Vice President Julie Power  
Secretary Gary Mayes  
Treasurer Dave Knudsen  
Insurance Officer Julie Power  
Environmental Officer Duane Buckenara  
Trip Coordinator Steven Power  
Magazine Editor Brian Tanner  
Property Officer Jacob Yardley  
Delegate Ray and Sharron Warry  
Webmaster Gary Mayes

**NEXT GENERAL MEETING**  
25/3/2026  
**GENERAL MEETING VENUE**  
Secret Harbour Lifesaving Club  
Palermo Rd Secret Harour  
Doors open 7.00 pm  
Meeting starts 7.30 pm  
**NEXT COMMITTEE MEETING**  
8/4/2026  
**COMMITTEE MEETING VENUE**  
The Crane's place @ 7.00pm

Membership Fees \$140.00 for the first year then \$90.00 per annum. Pro rata fees will be charged depending on your joining date.



**Perth Patios & Home Improvements**  
A division of MCI Building Company



Find us on  Facebook  
[peel4x4club](https://www.facebook.com/peel4x4club)



## PEEL 4X4 CLUB BYLAWS

- 1.The trip leader will delegate the position of Safety/Recovery officer to another member prior to trip departure.
- 2.All members and visitors are to follow the Safety Officer's instructions at all times
- 3.No pets allowed on club trips.
- 4.Each club member is to be responsible for the safety and whereabouts of their own children.
- 5.Trip Leader responsibilities and Tail End Charlie role to be read out before each trip.
- 6.After 2 trips you must have adequate front and rear recovery points fitted to your vehicle and must have a UHF CB radio.
- 7.Vehicles without adequate front and rear recovery points are limited to scenic/social and easy rated trips.
- 8.All trips are to be rated scenic/social; easy; medium; hard and extreme. Visitors are not permitted on hard and extreme trip. Membership of the WA4Wd Assoc is required for attendance on hard and extreme trips.
- 9.Proceeds from fundraising will be used for club purposes.
- 10.A limit of 15 vehicles per trip will apply. Trip leader has the discretion to increase or decrease this number.
- 11.First in best-dressed, if in excess of 15 vehicles wish to attend a trip, based on prior confirmation.
- 12.Club bank account to hold a minimum of \$1000 balance. A portion of this amount may be used to purchase urgent items at the committee's discretion.
- 13.Whilst every care is taken, no responsibility is accepted.
- 14.Visitors must attend at least 2 trips, rated easy and/or medium, to qualify for membership. Scenic/social trips will not be counted.

## PEEL 4X4 CODE OF ETHICS

- 1.Keep to the laws and regulations for 4wd vehicles. They may change from state to state.
- 2.All vehicles must have either comprehensive or third party fire and theft insurance.
- 3.Keep the environment clean. Carry your own and, maybe, other people's rubbish home.
- 4.Obey restrictions on use of public lands. Respect national parks and other conservation areas.
- 5.Obtain permission before driving on private land. Leave livestock alone and gates as found.
- 6.Keep your vehicle mechanically sound.
- 7.Take adequate water, food, fuel and spares on trips. In remote areas travel with another vehicle.
- 8.Respect our wild life. Stop and look but never disturb or chase animals.
- 9.Respect other recreationalists rights to peace and solitude in the bush.
- 10.Obey all fire restrictions. Extinguish your fire before leaving. Don't let your exhaust emit sparks.
- 11.Help in bushfire emergencies and search and rescue but only if you are properly equipped and able.
- 12.Support 4WD touring as a responsible and legitimate recreational activity.
- 13.All members should behave in a socially acceptable manner at all times.

This code is valuable only if you observe it



## PEEL 4X4 CLUB TRIP RATINGS



**SCENIC / SOCIAL:** Sealed roads & some good unsealed roads or tracks.

Road tyres are acceptable.

No 4WD experience required.

**EASY:** Unsealed roads or tracks. Expect some corrugations.

Road tyres are acceptable. Little or no 4WD experience required.

Front & rear recovery points at the Trip Leaders discretion.

**MEDIUM:** Off road tracks, with some obstacles expected (rocks, ruts, mud, etc...).

All Terrain tyres are preferred.

Low range may be required, with a snatch strap recovery possible.

Front & rear recovery points are required, along with basic recovery gear.

Tracks may be a little bit scratchy.

**HARD:** Steep terrain and / or rutted tracks.

All terrain tyres are acceptable; however mud tyres are preferred. Road tyres are not acceptable.

Snatch strap and / or winch recovery may be required.

Front & rear recovery points are required, along with basic recovery gear.

A winch & full recovery gear is preferred.

Some scratches to panel should be expected.

**EXTREME:** Very steep, deeply rutted tracks or rock hopping will be encountered.

Mud terrain tyres are essential, with appropriate driver training preferred.

Adequate front & rear recovery points, and full recovery gear required.

Winching will be expected, and a winch is compulsory on all vehicles.

Expect scratches to body work, along with panel damage.

**Basic Recovery Gear:** Snatch strap, 2x rated shackles, and gloves.

**Full Recovery Gear:** Snatch strap, rated shackles & gloves, tree trunk protector, winch extension.

### **PLEASE NOTE**

*Whilst every attempt will be made to accurately describe & classify all trips, weather & other conditions can alter a trip significantly.*

*The Trip Leader may alter the trip classification at any time, depending on the prevailing weather conditions.*

*Please confirm your attendance by contacting the Trip Leader a few days prior to the trip. This also gives them the opportunity to advise you of any last minute changes.*

*Vehicles without adequate front & rear recovery points are limited to Social / Scenic & Easy rated trips.*

*Visitors are always welcome on Scenic / Social, Easy & Medium rated trips.*



## PREPARING FOR A TRIP


It's not always feasible to list everything you need to prepare for a club trip so please consider this list as a trip preparation guide. Remember BE PREPARED. If you're not sure, please ask someone.

### BEFORE THE TRIP DAY

- Come to a club meeting to find out more about the trip
- Pack the items from "Minimum Required Equipment"
- Check your recovery gear is in good condition.
- Check your compressor works.
- Check your winch works.
- Check your UHF is charged (if handheld) and working.
- Check your spare tyre is not damaged and aired up. Space saver spare is not suitable for medium and hard trips
- Check for expired items in your first aid kit.
- Know how to engage 4WD in your vehicle.
- Pack toilet paper. She wee.
- Pack sunscreen
- Pack chairs

### ON THE TRIP DAY

- Pack food. Take your lunch and snacks for the day. Lunch stops are not always near shops
- Pack drinks for the day. 3 litres of water per person per day is recommended in hot weather
- Pack any medication you require for the duration of the trip
- Pack extra food, medication and water in case something goes wrong and the end of trip becomes delayed
- Fuel, fill up as close as possible to meeting point prior to arrival
- Be at the meeting place on time, it is not fair for all the other trip participants to have to wait. If you are running late it is up to you to phone the trip leader




## MINIMUM REQUIRED EQUIPMENT

- Rubbish bags
- Fire extinguisher
- Basic first aid kit
- Basic tool kit
- Suitable front and rear recovery points
- Snatch strap
- 2 rated shackles (can be soft shackles)
- UHF Radio
- Orange/red flag
- Compressor
- Pressure gauge and air down equipment
- Shovel
- Suitable spare wheel and wheel change tools / suitable jack Space saver spare is not suitable for medium and hard trips
- Basic spares, consider hose tape, fuses and Spare valves for tyres as a minimum
- Chair
- Toilet paper

## ADDITIONAL EQUIPMENT

- Spare fan belts/hoses, hose repair tape, gaffer tape, fuses, spare valves for tyres, puncture repair tools and cable ties
- High lift jack
- Torch
- Axe and bow saw
- Extra fuel
- 10 litres of water
- Tow chain
- Winch
- Winch extension strap
- Snatch block
- Ground anchor
- Comprehensive first aid kit
- Maxtrax



## CONVOY PROCEDURES

- Trip leader is to call a group meeting prior to start and remind members of convoy procedure.
- Leader is to appoint a tail end Charlie and safety officer for each trip.
- Observe road rules at all times.
- Leader to appoint a trip reporter.
- All drivers are responsible for their passengers at all times.
- All vehicles are responsible for the following vehicle when turning off the road and at cross roads.
- Vehicles leaving convoy for any reason wave on the remainder of the convoy and inform the Tail End Charlie of their intentions.
- Keep a safe distance behind the vehicle in front of you. Drive within braking distance especially when wet.
- When off road allow the vehicle in front of you to get over the crest of a hill before you attempt to follow. Wait for the all clear.
- No vehicle is to pass the trip leader unless directed or in an emergency.
- Drive with headlights on at all times. Daylight run lamps are not sufficient as tail lights are required to be on to aid visibility
- All cars to maintain position/order in convoy at all times.
- Collect magnetic numbers at designated point of dispersal.

## TRIP LEADER RESPONSIBILITIES

- Accepts responsibilities for trip organization and navigation.
- Nominate tail end Charlie and trip reporter.
- Advises trip requirements eg fuel, distance, special equipment, departure time convoy order stops etc.
- Arranges carrying of special equipment eg recovery gear.
- Checks CB operation on Channel 15
- Lists vehicles and drivers.
- Nominates a safety officer for the duration of the trip.
- Advises tail end Charlie of his/her role.
- Nominates a designated dispersal point of trip.
- Write up trip notes and pass onto trip coordinator for future reference.

## TAIL END CHARLIE RESPONSIBILITIES

- Assists trip leader with convoy as directed.
- Advises when -
  - Convoy is mobile
  - Change in direction is completed
  - Member leaves convoy
- Stays with a vehicle that may leave the convoy for a short stop. Advises trip leader when mobile again.
- Closes gates etc if advised by trip leader.
- Ensures cleanliness of area at all stops before leaving.



## Trip Planning Ideas



### Leading a Trip

#### **I'd like to lead a trip, but don't know where to go**

This is likely one of the hardest items once you have the confidence to lead a trip.

Some suggestions for finding somewhere to go are:

- Previous Trip Reports
- Suggestions from other members
- A previous trip you went on, and quite enjoyed
- Maps available on the members section of the Peel 4x4 Club website
- Plan a technical / knowledge day
- A google search for good locations

#### **I have an idea, but not the experience leading a trip**

If there is somewhere you would like to go, and would also like to drag the club along with you, why not approach the trip coordinator) or another experienced club member that has led trips), and discuss your ideas.

Take mental (or written) notes of how other trip leaders run their trips.

The only way to gain the experience, is by actually getting out there and having a go.

#### **What Experience Must I Have?**

This depends largely on the grade of trip (Scenic / Social; Easy; Medium; Hard; Extreme) and area you wish to conduct your trip in. As a rule of thumb, if you, the Trip Leader feel confident in your abilities, yet realise your limitations, you're in.

Start off with simple trips first, and go from there.

#### **Should I Have an Assistant?**


YES, however this is not mandatory. An assistant is invaluable in helping to bridge the gaps in your experience, and to help balance the decision making. Someone who is experienced in 4WDing is a good choice. They would normally fill the position of tail end Charlie, providing backup from the rear.

#### **How To Plan a Smooth Trip**

Your trip will only run as smoothly as you plan it. Your pre trip briefing should include convoy procedures, identify Tail End Charlie, First Aider, allocation of magnetic numbers, give a brief description of what the group may encounter, (the element of surprise doesn't enhance the element of a good trip), and any safety tips, eg use of flag.

#### **Flexibility**

At some stage during your trip, things may go wrong such as running behind time, countless recoveries, trapped or lost. Don't despair, things are never as bad as they seem. Don't be afraid to come forward and consult with the group as they are in it just as much as what you are. Pool your ideas and something always comes of it. Flexibility is the key, never be afraid to change your plan.



## Trip Planning Ideas



### How To Get Started

Formulate your intention on paper – where you want to go, date & time, and any special features of land marks you wish to include. See the Trip Coordinator, or other members, who may be able to help out with maps and advice, or give you the name of someone who has been there before.

You may also need to contact relevant authorities; eg DBCA, caravan parks, check road conditions and property owners for further information.

The Trip Coordinator will place your trip on the calendar and organise a sheet to go out at the meeting.

### What's The Hardest Task?

Giving it a go!!

Con, bribe, coerce or draw straws to pick some unfortunate soul to write up a trip report for the magazine (definitely the hardest part). This way you get to reflect back on your trip, your hearsay adventures and yourself, the umpteen gruelling hours up to your neck in mud and leeches, gruelling hours of gut wrenching recoveries, and those dribble sessions around a campfire.

A trip report ending in the words "Good time had by all", is well worth giving the Trip Leader position a go.

### What resources are available?

Within the club, we have 3x Trip Bags available to be used by Trip Leaders, whether it be on an actual trip, or for a Reccy Run. In each bag, is:

- Magnetic Numbers (15x in total)
- A Personal Locating Beacon
- A snake bite kit
- A folder with all the forms you need, including the Trip Procedure Sheet
- Pens

The Trip Procedure Sheet is a step-by-step checklist, which helps the trip leader, by having everything in order. From the initial meet & greet, welcoming visitors, trip briefing; all the way to collecting the magnetic numbers at the end of the trip.

### What is a Reccy Run, and do I need to do one?

A Reccy Run is a Reconnaissance Run. This is used to check that the maps / directions being used are accurate, preventing getting the convoy lost. It also helps to prevent any unknown surprises along the way, such as closed roads, locked gates, etc..., and gets the Trip Leader familiar with the trip. It also allows the Trip Leader to determine locations such as where to air down, lunch / break locations, air up location, and where the trip will end.

Depending on the location, it is advisable to have at least one other vehicle with you when doing a Reccy Run, just in case you do get stuck.

A Reccy Run is not critical in leading a trip, but is definitely recommended.



## Trip Planning Ideas



### Additional Info

It's not just about the location. Make it your own trip.

For example, Lennard Track – we did it early in 2025, and went to Gnomesville afterwards. This year, we incorporated a camping trip at Honeymoon Pool, a surprise afterwards, and my signature brewery stop at the end...

It doesn't need to be an actual trip. If you don't feel comfortable leading a trip on 4x4 tracks, maybe look at hosting or planning a social event.

A good example is we have had a Curry Night, hosted by a member at their house; or we have had social events like the World War 2 Tunnel trip planned by a member.

There is heaps of information out there in regards to different days trips & locations – even in our magazines from Brisey.


Maps are available on the Club Website for members to download. These are previous proven trips, and also trips that will require a Reccy Run to confirm prior to doing a trip.

**NOTE** – If you have ever been a trip leader, you will know how frustrating it is when people put their name on the trip sheet then don't turn up!

If you put your name down to go on a trip make note of it; and if you are unable to attend for any reason (or no reason at all), let the trip leader know. This way they are not waiting for you.

Be punctual too, as you being late can cause frustration when we have to meet up with other people along the way, or are on set tour times.

If you are running late phone the trip leader. You cannot be sure a message has been seen.



# PEEL 4X4 CLUB

## AGM 2026

Date – Sat 25<sup>th</sup> July 2026

Peel 4x4 Club will be holding our **AGM** at the lovely Willowbrook Farm – Gingin WA on Sat 25<sup>th</sup> July 2026.



**To secure a site please contact Willowbrook Farm Caravan Park and Reference- PEEL 4X4**

This is the info required for each site, and check-in / check out times etc

Arrival Date –

Departure Date –

Full Name –

Mobile –

No. Of Adults –

No. Of Children over 5 years –

No. Of Children under 5 years –

Accommodation type (caravan / tent or swag / camper) –

Van Size –

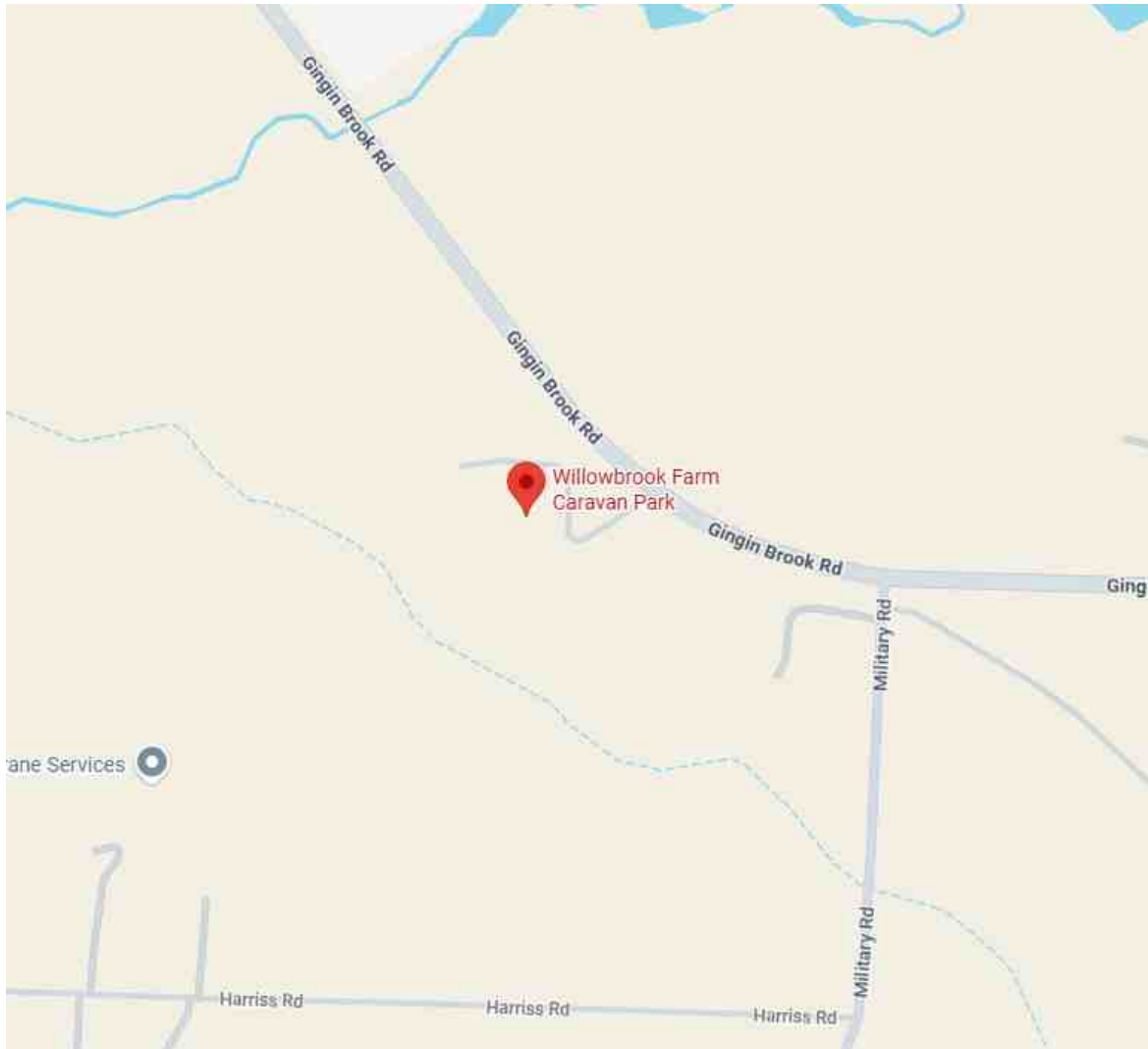
Tow Vehicle Rego –

Please note – Only one accommodation type and one vehicle per site

Please note - Check IN time – 2pm (no later than 7pm)

Check OUT time – 10am

Deposit required for confirmation please call office to make payment 9575 7566



## "Scones On Sunday"



This has been a long standing tradition here at Willowbrook Farm Caravan Park, freshly made complimentary scone's, jam & whipped cream are on offer every Sunday morning from 9am to 9.30am to all park guests to enjoy before heading off at 10am.

All you need to do is bring a cup, a chair or rug if you want to sit on the grass, and come enjoy our company and meet other park guest.

# CLUB SHIRTS



## PILBARA COTTON SHIRT

AVAILABLE IN  
FULL & HALF BUTTON  
LONG & SHORT SLEEVE

**\$55 ALL STYLES**



## RAZOR POLO

AVAILABLE IN  
MENS, LADIES  
& KIDS SIZING


ADULTS \$40  
KIDS \$35

ALL PRICES INCLUDE  
EMBROIDERY OF CLUB  
LOGO

NAMES OPTIONAL  
EXTRA \$7

\*\* ORDERS CAN BE PLACED  
THROUGH THE WEBMASTER \*\*


PEEL4X4.WEBMASTER@GMAIL.COM OR AT  
A GENERAL MEETING



PEEL 4X4 CLUB  
Property Register



- \* 1x Space Case (900L x 390W x 400H)
- \* 4x 490mm Black Plastic Sand Pegs
- \* 1x ARB Gazebo
- \* 1x Wanderer Gazebo
- \* 1x Heatlie BBQ (~880mm x 540mm)
- \* 1x Plastic Peel 4x4 Club sign (Folding Triangle Core Flute Type)
- \* 1x 5.33kg Gas Bottle (Empty)
- \* 1x Wanderer single wall for gazebo
- \* 1x wanderer half wall for gazebo
- \* 1x 600mm diameter collapsible bin
- \* Gavel & block (President)
- \* Trophy – Most talked about event of the year (1998 – 2014) (Broken)
- \* Trophy – Burnt pot award (2000 – 2014)
- \* 4x metal Peel 4x4 signs (staked flag design)
- \* Various large paper & laminated maps
- \* 1x 2.9m Snatch Strap
- \* 1x Red & Yellow Peel 4x4 Club Flag / Banner (1940mm x 970mm)
- \* 1x Tennis Net in bag (no racquets)
- \* Heap of old Peel 4x4 Club magazines, hard floppy disks, and stuff...
- \* 1 orange safety vest
  
- \* GME MT610G GPS PLB (with cover)  
 UIN = 3EEEEAA4E8AFFBFF  
 Batch Expiry = 12/2029  
 Serial No. = 2206617244
  
- \* GME MT610G GPS PLB (with cover)  
 UIN = 3EEEEAA4E8CFFBFF  
 Batch Expiry = 12/2029  
 Serial No. = 22066200345
  
- \* GME MT610G GPS PLB (with cover)  
 UIN = 3EEEEAA4E78FFBFF  
 Batch Expiry = 12/2029  
 Serial No. = 2206620806



# Containers for Change



After the AGM we made an account to donate the empty recycling containers to the club.

These funds can then be used towards our social functions or other agreed upon purchases for the club as something a little extra.

No obligation, and we understand people collect their own, but if you have any empty bottles or cans laying around please feel free to use the QR code or account

C11064407



Purchase an Entertainment Membership and get a FREE UPGRADE  
Simply click on the link below:

<https://subscribe.entertainment.com.au/fundraiser/84490n>



We're fundraising with  
 Entertainment

## Discover more, everyday with the Entertainment Membership

Bonus Upgrade to  
Multi City Membership\*

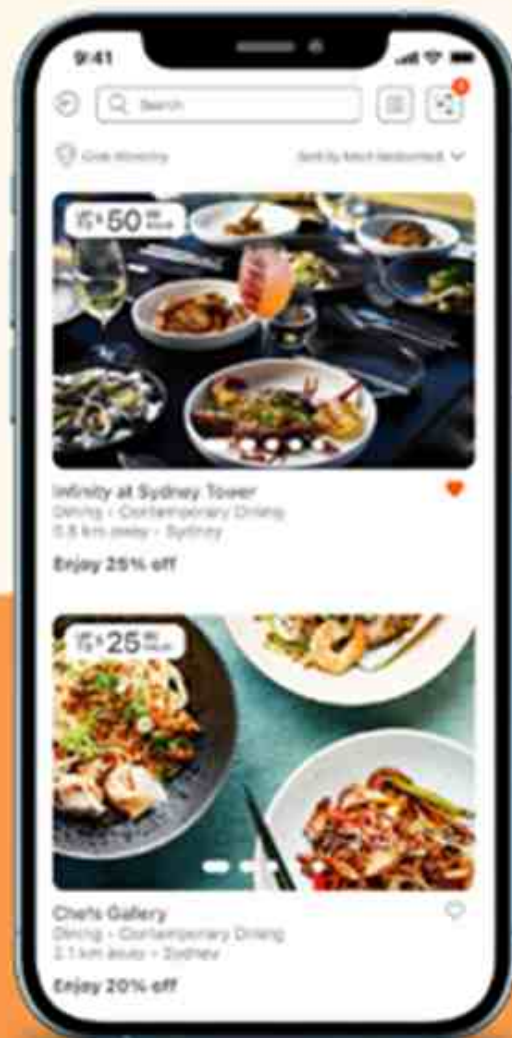
12 months		24 months	
Pay	Save	Pay	Save
\$70	\$50	\$120	\$110
We receive <b>\$14</b>		We receive <b>\$24</b>	

\*T&Cs apply.

### The savvy way to give back

Buy today and 20% of the purchase price  
goes directly to our fundraising cause.

Support us now





I'm watching this "fuel shortage" closely as it has the potential to alter the plans for our much delayed trip to South Australia which we are planning for May this year. The fuel price gouging will hit the budget a bit with probably an extra \$700 odd but I'm more concerned with the prospect of fuel shortages in the remote regions. With diesel more than likely the priority I don't like the idea of rolling up to somewhere like Yalata and finding a 2 week wait for ULP. I'll just have to wait and see the outcome of this war we needed to have.

On the subject of fuel, our new car is turning out really good on fuel, we have done 1600 KMs now only using half a tank of fuel and we charge it at home using solar so will be really cheap to run.

With Easter only a couple of weeks away I guess we will be seeing Christmas decorations in the shops soon, it'll be a change from seeing hot cross buns for the last couple of months.

The doll cradles I made for our two grand daughters' ninth birthdays turned out really good and Julie made quilts and dolls clothes for them as well. The first birthday has come along and AVA loved it spending a few hours decorating her cradle with ribbons. Sophie turns nine next month so I guess it will be well received as well. Nearly finished the cradle for our great grand daughter who will probably get it for Christmas.





**GENERAL MEETING OF THE PEEL 4X4 CLUB**

**General Meeting Minutes**

Date: Sunday 11<sup>th</sup> January 2026

Venue: Port Kennedy Tavern



Meeting Opened: 2:13pm

Safety Briefing.

**ATTENDEES & VISITORS.** As per attendance register.

**APOLOGIES / PROXIES.** As per attendance register.

**1. TRIPS SINCE LAST MEETING**

- Saturday 29th & Sunday 30th November. Lennard Track. Trip Leader: Gary Mayes
- Sunday 14th December. Christmas Party at King Road Brewery. Trip Leader: Peel 4x4 Club

**2. CONFIRMATION OF MINUTES FROM PREVIOUS GENERAL MEETING – 26<sup>th</sup> November 2025**

Chairperson Aaron Crane has accepted & signed the previous minutes.

No objections as to the accuracy of the minutes, therefore unanimously Accepted.

**3. BUSINESS & ACTIONS FROM THE PREVIOUS MINUTES**

- No outstanding actions.
- No business to discuss.

**4. PRESIDENTS REPORT (Aaron Crane)**

- Nothing to Report.
- **Business for the President:**
- Gary asked how the Sponsors night at the Secret Harbour Surf Lifesaving Club went. Aaron communicated to everyone that He & Tara were invited to attend for Sundowners on behalf of the Peel 4x4 Club, and had a great time talking with people from the Surf Club about what they do. Aaron also advised that with the Surf Club having Sundowners, it is definitely worthwhile going there to support a local club.



**GENERAL MEETING OF THE PEEL 4X4 CLUB**

**General Meeting Minutes**

Date: Sunday 11<sup>th</sup> January 2026

Venue: Port Kennedy Tavern



**5. SECRETARY'S REPORT (Gary Mayes)**

- Gary read out the names of the new members that were accepted to join the club at the last Committee Meeting. Matt & Clair Trew; Greg & Pauline Jones; Stephen & Janine Lister. All received a round of applause, welcoming them into the club.
- Gary advised that the Associations Online Statement has been completed, and was also sent to the Treasurer.
- Gary asked what peoples thoughts were on the info sent out for the Trip Planning Meeting, and asked if there was anything that we could add. There was no response.
- The only mail received was a Westpac statement.
- Gary made mention of a diff breather kit (4x breathers) which were donated to the club from someone reaching out from the website. After a bit of discussion, it was agreed that best way of passing this on, would be to undertake an auction at the next meeting, with the funds deposited into the club account.

**Business for the Secretary:**

- No business for the Secretary.

**6. TREASURERS REPORT (Dave Knudsen) (From last General Meeting – 26<sup>th</sup> November 2025)**

- CREDITS:           03/12/2025: \$4.60. Bottle / Can recycling.  
                          11/12/2025: \$14.00. Entertainment Books  
                          05/12/2026: \$11.30. Bottle / Can recycling.  
                          09/01/2026. \$103. Membership & joining fees. Greg & Pauline Jones.
- DEBITS:            04/12/2025: \$695 – King Road Brewery – Christmas Party  
                          16/12/2025: \$89. Additional pizzas. Christmas Party.  
                          16/12/2025. \$9.10. Plates & spoons. Christmas Party.  
                          09/01/2026. \$148.50. Bullet Signs. Name badges for new members.  
                          09/01/2026. \$330. Bullet Signs. Peel 4x4 Club Stickers.


- PENDING:         Nil

- CLOSING BALANCE (11/01/2026): \$5414.85

- Dave advised that invoices had been sent out to accepted new members.
- Badges have been ordered for new members.

**Business for the Treasurer:**

- Chris Jones asked about the Peel 4x4 Club windscreen stickers. Dave said he would follow up.



**GENERAL MEETING OF THE PEEL 4X4 CLUB**

**General Meeting Minutes**

Date: Sunday 11<sup>th</sup> January 2026

Venue: Port Kennedy Tavern



**7. INSURANCE OFFICERS REPORT (Julie Power)**

- Nothing to report.
- **Business for the Insurance Officer:**
- No business for the Insurance Officer.

**8. PROPERTY OFFICER (Jacob Yardley)**

- Jacob did not send anything through. Nothing to report.
- **Business for the Property Officer**
- No business for the Property Officer.

**9. ENVIRONMENTAL OFFICERS REPORT (Duane Buckenara)**

- Duane mentioned about the commentary on social media in regards to potentially closing down Tims Thicket & Whitehills beaches.  
He advised everyone that there was a planned consultation on Wednesday 14<sup>th</sup> January, from 5pm to 7pm in the Civic Centre Tuckey Room, which he will attend.  
Steven Power also advised that he would attend the other one on Saturday 17<sup>th</sup> January between 10am & 12pm, at Halls Head Parade Community & Sports Facility.
- It was also mentioned that you can submit your opinions online via the Mandurah Matters website.

**Business for the Environmental Officer**

No other business for the Environmental Officer.

**10. DELEGATES REPORT (Ray & Sharon Warry)**

- Next Delegates Meeting will be held on Monday 16<sup>th</sup> February 2026.
- There was a brief discussion about there being plenty of information on the WA4WDA website, and that if we have any trip reports, to please send them through.

**Business for the Delegate**


- No business for the Delegates.

**11. MAGAZINE EDITORS REPORT (Brian Tanner)**

- Brian mentioned that he has added a new section to the magazine, being for safety related items.
- If you have ideas for new sections, or other content, please let Brian know.
- If you create any trip reports, please send them through to Brian to be added to the magazine.

**Business for the Magazine Editor**

- No business for the Magazine Editor.



**GENERAL MEETING OF THE PEEL 4X4 CLUB**

**General Meeting Minutes**

Date: Sunday 11<sup>th</sup> January 2026

Venue: Port Kennedy Tavern



**12. WEBMASTERS REPORT (Gary Mayes)**

- Gary advised that there were two queries from website, which he has responded to.
- Email from Stuart in regards to accessing website. This has been sorted.
- Gary advised all members, that it was discussed at the Committee Meeting, that visitors will now have access to the members facebook page. If they don't come to the next meeting, access will be removed. This will be monitored / managed by the Webmaster.
- 220 website visits. 103 in last 7 days. 286 social views. 51 in last 7 days.

**Business for the Webmaster**

- No business for the Webmaster.

**13. TRIP COORDINATORS REPORT (Steven Power)**

- Friday 23<sup>rd</sup> January to Monday 26<sup>th</sup> January. Club will provide sausages, condiments, etc... for the Australia Day BBQ on Sunday evening.

Steve advised that there were 14 people on the list, and that he will finalise arrangements tomorrow (Monday 12<sup>th</sup> January 2026)

Brisey will do 2x day trips. Saturday & Sunday. 1x full day trip, and 1x half day trip. Those going should obtain a parks pass.

It was discussed that RAC members can get these for half price, and it covers 2x vehicles.


- Saturday 7<sup>th</sup> February. Secret Harbour Surf Club Carnival. Trip Leader: Gary Mayes. Steve advised that were currently 5x people on the Trip Sheet.

**Business for the Trip Coordinator**

- No business for the Trip Coordinator

**14. GENERAL BUSINESS**

- It was asked if the ARB loyalty card is still happening. This was confirmed. Gary advised he is collecting all names of those who would like a card, to save ARB producing cards for those who will not use it.
- Mark Skeels mentioned that he has 50x 4WD DVDs if anyone would like them, otherwise they will be thrown out after the meeting.
- Brian also mentioned that he has a pair of Kings 7" LED lights. Duane said he would like them.



**GENERAL MEETING OF THE PEEL 4X4 CLUB**

**General Meeting Minutes**

Date: Sunday 11<sup>th</sup> January 2026

Venue: Port Kennedy Tavern



**NEXT GENERAL MEETING:** Wednesday 25<sup>th</sup> February 2026. Secret Harbour Surf Lifesaving Club.

**NEXT COMMITTEE MEETING:** Wednesday 11<sup>th</sup> February 2026. 7:00pm. Hosted by Steve & Julie.

**NEXT DELEGATES MEETING:** Monday 16<sup>th</sup> February 2026. Gosnells RSL Hall. Starts at 7:30pm.


Meeting closed at: 3:04pm.

The minutes from this meeting have been verified as true & correct.


Aaron Crane

Peel 4x4 Club Chairperson

Date:



24-2-26



**GENERAL MEETING OF THE PEEL 4X4 CLUB**

**General Meeting Minutes**

Date: Wednesday 25<sup>th</sup> February 2026

Venue: Secret Harbour Surf Life Saving Club



Meeting Opened: 7:36pm

Safety Briefing.

**ATTENDEES & VISITORS.** As per attendance register.

**APOLOGIES / PROXIES.** As per attendance register.

**1. TRIPS SINCE LAST MEETING** (not discussed)

- Australia Day Trip to Windy Harbour.
- Sunday 8<sup>th</sup> February. Surf Club Carnival.
- Saturday 14<sup>th</sup> February. Nuddos Night Trip.

**2. CONFIRMATION OF MINUTES FROM PREVIOUS GENERAL MEETING – 11<sup>th</sup> January 2026**

Chairperson Aaron Crane has accepted & signed the previous minutes.

No objections as to the accuracy of the minutes, therefore unanimously accepted.

**3. BUSINESS & ACTIONS FROM THE PREVIOUS MINUTES**

- No outstanding actions.
- No business to discuss.

**4. PRESIDENTS REPORT** (Aaron Crane)

- Nothing to report.
- **Business for the President:**
- No business for the President.

**5. SECRETARY'S REPORT** (Gary Mayes)

- Gary advised that he will be finalising numbers for the ARB Rockingham discount card. Asked to please confirm name, number, & email address on the updated trip sheet.
- Gary spoke of an email received via the website from Geoff Couper from ARMA in regards to Whitehills & Tims Thicket beach access issues. Discussed who ARMA are.
- Gary mentioned that an email was received from one of the members regarding the Surf Club Carnival. Discussed at Committee Meeting, but to be discussed further in General Business.
- Email from Mark Skeels regarding a grant for NFP organisations that rely on volunteers. Gary advised that this looks to be mainly for computers, laptops and tablets, where those items are primarily used for online communication and activity. Gary will look further into this.
- Mail from Westpac (bank statement)
- **Business for the Secretary:**
- No business for the Secretary.



**GENERAL MEETING OF THE PEEL 4X4 CLUB**

**General Meeting Minutes**

Date: Wednesday 25<sup>th</sup> February 2026

Venue: Secret Harbour Surf Life Saving Club



**6. TREASURERS REPORT (Dave Knudsen)**

Since November 2025 General Meeting

- CREDITS: \$391. Memberships & entertainment books.
- DEBITS: \$1982. Christmas Party, Trip Planning Meeting, Australia Day BBQ, badges
- PENDING: Nil
- CLOSING BALANCE (25/02/2026): \$4910

- Dave also advised that Aaron Crane & Dave Knudsen now have access to the ABN & TFN. With this all now resolved, Dave has also now completed the 2024 & 2025 financial year tax returns.
- Member badges were handed out to Matt & Claire, and Greg & Pauline.
- Stickers are available to purchase for \$15 each.
- Iron on badges are available for \$12 each.

**Business for the Treasurer:**

- No business for the Treasurer.

**7. INSURANCE OFFICERS REPORT (Julie Power)**

- Nothing to report.

**Business for the Insurance Officer:**


- No business for the Insurance Officer.

**8. PROPERTY OFFICER (Jacob Yardley)**

- Nothing sent through.

**Business for the Property Officer**

- No business for the Property Officer.



**GENERAL MEETING OF THE PEEL 4X4 CLUB**

**General Meeting Minutes**

Date: Wednesday 25<sup>th</sup> February 2026

Venue: Secret Harbour Surf Life Saving Club



**9. ENVIRONMENTAL OFFICERS REPORT (Duane Buckenara)**

- Duane mentioned that there will be a cleanup at Tims Thicket on Sunday 29<sup>th</sup> March at 8:30am. Organised by Bouvard Coast Care Group, with a BBQ afterwards.
- Duane also advised everyone that he attended the first information session held by the Mandurah City Council in regards to closure of beaches. There is no intention of the Mandurah City Council closing down Whitehills & Tims Thicket Beaches. A small section of the dunes between the rocks at Whitehills & Tims Thicket will be closed off however, due to being classified as a heritage site as a result of aboriginal remains having previously been found in the area.

**Business for the Environmental Officer**

- Steve advised that he attended the second session, and also advised that there should be asphalt being laid to the Tims Thicket carpark this month or next.
- There are also a lot of potential works planned, such as platforms for tent camping, however there is currently no funding.
- Steve also mentioned that he obtained the details of a local environmental person, and will pass the details onto Duane.

**10. DELEGATES REPORT (Ray & Sharon Warry)**

- Ray advised that there is approximately \$10,000 left over from the WA4WDA grants, so the association is handing back \$10 per member to the clubs – based on the numbers given for membership.
- The delegates meetings will now be bi-monthly.
- Armadale 4x4 Club are having trouble with the DBCA in adopting the Captain Fawcett Track.
- Clubs asked to send through monthly blogs. Peel 4x4 Club month is November.
- Clubs are encouraged to apply for grants for the 2026 year.
- Reminded that the WA4WDA facebook page is there for members to use to communicate with other clubs too.

**Business for the Delegate**

- Tara asked about having General Meetings bi-monthly, and using the off month to do training, etc... Gary advised that this is something that would need to be discussed as a committee, but the challenge would be getting people to hold the training.


**11. MAGAZINE EDITORS REPORT (Brian Tanner)**

- Brian mentioned that he asks for suggestions for magazine content, and received something., It was suggested for upcoming trips, the trip leader send through a brief description of what to expect for the day.

There was some discussion on this subject, with some members liking the idea. Some also mentioned it will not always be possible for all trips, as some trips are run based on experience of tracks, rather than having recently done the track.

**Business for the Magazine Editor**

- No business for the Magazine Editor.



## GENERAL MEETING OF THE PEEL 4X4 CLUB

### General Meeting Minutes

Date: Wednesday 25<sup>th</sup> February 2026

Venue: Secret Harbour Surf Life Saving Club



#### 12. WEBMASTERS REPORT (Gary Mayes)

- Gary went through stats. 408 website visits in the 30 days. 143 of those in the last 7 days. 69 social views in the last 30 days. 20 of those in the last 7 days.
  - Communication via website from 6 people since the last General Meeting.
  - Communication via website in regards to welded recovery points. Gary explained why recovery points should not be welded, and went through different variables that come into play.
  - Gary advised that following the Trip Planning Meeting, there were several requests for website access. He believes these are now all addressed.
  - Australia Day & Dwellingup Night Trip Reports now added to website.
  - Have also added Swan Valley Trip to the Trip Calendar in September.
  - Peel 4x4 Club has November to submit content to WA4WDA for their Monthly Website Blog.
- Business for the Webmaster**
- No business for the Webmaster.

#### 13. TRIP COORDINATORS REPORT (Steven Power)

- Steve went through all of the upcoming trips to June 2026, and the description on the trip sheets.
- Business for the Trip Coordinator**
- No business for the Trip Coordinator.

#### 14. GENERAL BUSINESS

- Raffle. There were many winners. Congratulations.
- Auction of Diff Breathers donated to the club. Ann Discombe won this for \$35.
- Gary raised about an email sent to the committee regarding events at the Secret Harbour Surf Lifesaving Club carnival. Some discussion was held in regards to what occurred, and suggestions for improvement. To be discussed further at the Committee Meeting.
- Gary mentioned Stubby Holders were raised at the Committee Meeting. Steve gave a little more info on this. Dave Knudsen will try and find who made them.
- Brisey asked about magazine advertising. Dave Knudsen will look into this.
- Karen asked about Peel 4x4 Club spare wheel covers. This is not something that the club has looked into or sells.



**GENERAL MEETING OF THE PEEL 4X4 CLUB**

**General Meeting Minutes**

Date: Wednesday 25<sup>th</sup> February 2026

Venue: Secret Harbour Surf Life Saving Club



**NEXT GENERAL MEETING:** Wednesday 25<sup>th</sup> March 2026. Secret Harbour Surf Lifesaving Club.

**NEXT COMMITTEE MEETING:** Wednesday 8<sup>th</sup> April 2026. Hosted by Aaron & Tara.

**NEXT DELEGATES MEETING:** Monday 20<sup>th</sup> April 2026. Gosnells RSL Hall. 7:30pm.

Meeting closed at: 9:05pm

The minutes from this meeting have been verified as true & correct.

Aaron Crane  
Peel 4x4 Club Chairperson

Date:

*[Handwritten Signature]*  
3-3-26



**COMMITTEE MEETING OF THE PEEL 4X4 CLUB**

**Committee Meeting Minutes**

Date: Wednesday 11<sup>th</sup> February 2026

Venue: Hosted by Julie Power



Meeting Opened: 7:28pm

**PRESENT:** Aaron Crane (AC); Ray Warry (RW); Sharon Warry (SW); Julie Power (JP); Steven Power (SP)

**APOLOGIES (A) & PROXIES (P):** Brian Tanner (BT) (App); Dave Knudsen (DK) (App); Gary Mayes (GM) (App); Jacob Yardley (JY) (App)

**1. CONFIRMATION OF MINUTES FROM PREVIOUS COMMITTEE MEETING – 10<sup>th</sup> December 2025**

Chairperson Aaron Crane has signed & accepted the previous minutes.

No objections as to the accuracy of the minutes, therefore unanimously accepted.

**2. BUSINESS & ACTIONS FROM THE PREVIOUS MINUTES**


- Nil.

**3. PRESIDENTS REPORT (Aaron Crane)**

- Nothing to report  
**Business for the President:**
- No business for the President.

**4. SECRETARY'S REPORT (Gary Mayes) (APP)**

- Prior to the meeting, GM sent through a letter addressed to the Committee from Morgan Atkinson in regards to the recent Surf Club Carnival. This will be addressed in General Business.
- Mail  
**Business for the Secretary:**
- No business for the Secretary.



**COMMITTEE MEETING OF THE PEEL 4X4 CLUB**

**Committee Meeting Minutes**

Date: Wednesday 11<sup>th</sup> February 2026

Venue: Hosted by Julie Power



**5. TREASURERS REPORT (Dave Knudsen)**

- CREDITS: Containers for change 11.30  
Memberships in account – Jones and Trew \$206  
Memberships Cash – Listers \$103
- DEBITS: Aust Day \$153.20  
Trip Planning Meeting \$314  
Badges and stickers \$148.50
- PENDING: Nil
- CLOSING BALANCE (11/02/2026): \$5050.65
- Logo set up for badges that members can purchase for the Cost of \$11.00each
- Logo set up cost of \$26.36 to be paid by the club.

**Business for the Treasurer:**

- No business for the Treasurer.

**6. INSURANCE OFFICERS REPORT (Julie Power)**

- Nothing to report.

**Business for the Insurance Officer:**

- No business for the Insurance Officer.

**7. PROPERTY OFFICER (Jacob Yardley)**

- Nothing to report.

**Business for the Property Officer**

- No business for the Property Officer.

**8. ENVIRONMENTAL OFFICERS REPORT (Duane Buckenara)**

- Duane and Steven attended two separate meeting for the Tims Thicket  
Steven shared beach access and the plans that are being put forward. It was advised they have no money for this project. It was suggested that our delegates bring this up at the next delegates meeting. Is this something the WA4WDA will be monitoring?

**Business for the Environmental Officer**

- Coast Care – Steven has contacts to pass on to Duane.



**COMMITTEE MEETING OF THE PEEL 4X4 CLUB**

**Committee Meeting Minutes**

Date: Wednesday 11<sup>th</sup> February 2026

Venue: Hosted by Julie Power



**9. DELEGATES REPORT (Ray & Sharon Warry)**

- Association has stickers that Sharon and Ray will collect.
- Association Insurance Certificate of Currency and Voluntary Worker Insurance came through. Sharon will forward the emails for these to Secretary
- Grants – Sharon and Ray will follow this up.
- Clubs delegates must attend 6 meetings per year (this is going to be discussed further at the next delegates meeting)
- Next meeting is Monday 16th February  
**Business for the Delegate**
- No business for the Delegates.

**10. MAGAZINE EDITORS REPORT (Brian Tanner)**


- Nothing to report.  
**Business for the Magazine Editor**
- No business for the Magazine Editor.

**11. WEBMASTERS REPORT (Gary Mayes) (App)**

- Communication via website from 6 people since the Trip Planning Meeting.
- One of these was in regards to recovery points.  
**Business for the Webmaster**
- No business for the Webmaster.

**12. TRIP COORDINATORS REPORT (Steven Power)**

- As per the list sent out from the Secretary.
- Trip sheets will be out at the February General Meeting.
- Willow Brook has been booked for AGM  
10 powered sites and there will be unlimited swag / tent sites available  
Dave sent Brisey flyer for the magazine  
**Business for the Trip Coordinator**
- No business for the Trip Coordinator.



**COMMITTEE MEETING OF THE PEEL 4X4 CLUB**

**Committee Meeting Minutes**

Date: Wednesday 11<sup>th</sup> February 2026

Venue: Hosted by Julie Power



**13. GENERAL BUSINESS**

- Discussion in regards to grants – recovery equipment , uhf, safety vests, etc.
- Badges that members can purchase to put on their own jackets. The Committee agreed for the club to cover set up cost of \$26.36, and place orders of lots of 10 at \$10.11 each. The club would sell them for \$11.00 each.
- Club to have samples of Club shirts with the order code so it is easy for members to go online or in store and order.
- t was mentioned about getting more stubby holders. To be discussed further with members at the General Meeting.
- New Club Gazebo – research to be done into what available and costs for events and weekend trips to offer shelter when we gather.
- Windy Harbour – has been done for Australia Day for past two years. Expression of interest of what people might like for next year.
- Letter from Member Morgan Atkinson - Surf Carnival Sunday 8th Feb feedback  
The Committee acknowledged the letter and feedback. It highlighted need for a risk assessment, identify roles & responsibilities, training in radio etiquette, communication, numbers required and a designated trip leader. Club uniform to be worn so we can be easily identified. Take Morgan up on his offer on a training and info session

**NEXT GENERAL MEETING:** Wednesday 25<sup>th</sup> February. Secret Harbour Surf Lifesaving Club

**NEXT COMMITTEE MEETING:** Wednesday 8th April. Hosted by Aaron.

**NEXT DELEGATES MEETING:** Monday 16<sup>th</sup> February.

Meeting closed at: 9:30pm

The minutes from this meeting have been verified as true & correct.


Aaron Crane  
Peel 4x4 Club Chairperson

Date:  
24-2-26



**HAPPY BIRTHDAY!**

*To any Club Members or their  
family having a birthday in  
APRIL*



## 4x4 Recovery Safety: Smart Techniques That Keep Adventures Fun

Few things test your off-road skills like a vehicle stuck to its axles in mud, sand, or snow. Whether you're rock crawling or exploring remote forest tracks, recovery is part of the 4x4 lifestyle. But it's also where many of the sport's most serious injuries occur.

From weekend explorers to overlanders crossing continents, recovery safety is non-negotiable. Here's how to do it right.

---

### The Golden Rule: Slow Down

Most recovery accidents happen because someone is in a hurry. A stuck vehicle can be frustrating—especially in bad weather or fading daylight—but rushing leads to poor decisions:

- Using underrated straps
- Standing too close to loaded lines
- Mixing incompatible recovery gear
- Failing to communicate clearly

Pause. Assess. Plan. Then act.

---

### Know Your Recovery Gear

#### 1. Recovery Straps vs. Tow Straps

Not all straps are created equal.

- **Kinetic recovery ropes (snatch ropes)** stretch and store energy, helping pull a vehicle free with controlled momentum.
- **Tow straps** are static and designed for steady pulling—not dynamic snatching.

Using a tow strap for a kinetic recovery can cause catastrophic failure. Always check the Working Load Limit (WLL) and ensure it exceeds the weight of the stuck vehicle.

---

#### 2. Rated Recovery Points Only

Never attach a strap to:

- Tow balls
- Tie-down loops
- Suspension components

Tow balls in particular can shear off and become lethal projectiles. Always use properly rated recovery points bolted directly to the chassis. Quality aftermarket gear from manufacturers like ARB is engineered specifically for these loads.

---

#### 3. Shackles: Soft vs. Steel

- **Steel bow shackles** are strong and durable but heavy.
- **Soft shackles** (synthetic rope) are lighter and significantly safer if a line fails.

Whenever possible, choose soft shackles in kinetic recoveries—they reduce dangerous metal projectiles.

---


### Winch Safety: Power with Precision

A winch is one of the safest recovery tools—when used correctly.

#### Follow These Principles:

- Inspect synthetic rope or steel cable before every pull.
- Use a rated tree trunk protector around anchor points.
- Place a recovery damper or heavy blanket over the line.
- Keep bystanders at least 1.5 times the line length away.

Brands like WARN Industries design winches with safety in mind, but equipment alone doesn't prevent accidents—operator awareness does.



## Establish a Safety Zone

During any recovery:

- Only essential personnel should be near the vehicles.
- Everyone else stands well clear—never in line with the strap or winch cable.
- Designate one recovery leader.
- Use clear hand signals or radios.

Confusion causes injuries. Leadership prevents them.

---

## Dig First, Pull Second

Many recoveries don't require brute force.

Before attaching a strap:

- Dig sand, mud, or snow away from tires.
- Reduce tire pressure for better traction.
- Build a ramp with traction boards.
- Clear undercarriage obstructions.

Often, a vehicle will drive out gently once resistance is reduced.

---

## Understand Vehicle Weight and Angles

Modern overland builds—roof tents, bumpers, armor, water tanks—add significant weight. A heavily equipped rig from brands like Jeep can weigh far more than stock.

Key considerations:

- Recover in as straight a line as possible.
- Avoid side loads on recovery points.
- Be cautious on slopes—gravity multiplies forces.

The heavier the vehicle, the higher the energy stored in recovery gear.

---

## Communication Is Critical

Before any pull:

1. Confirm attachment points.
2. Confirm strap rating.
3. Confirm path of travel.
4. Confirm everyone is clear.
5. Count down clearly before tensioning.

No surprises. No sudden throttle stabs. Smooth, progressive power.

---

## Training Beats Bravado

Off-road recovery looks dramatic on social media—but real expertise is quiet and methodical. Consider:

- Attending certified recovery courses
- Practicing controlled winch pulls
- Learning rigging principles

Experience builds instinct. Instinct builds safety.


---

## The Bottom Line

4x4 recovery isn't about horsepower—it's about physics, preparation, and patience.

Every strap under tension stores energy. Every recovery carries risk. But with rated equipment, disciplined procedures, and calm leadership, you dramatically reduce the danger.

Adventure should end with stories—not hospital visits.



## 4WD, caravanning, camping and environmental etiquette

Words Robert Crack, pics Supplied

Good manners on the road and offroad are simple — treat other people, vehicles, rigs and the environment around you with respect. But there's a lot more to etiquette than meets the eye, so we're bringing this feature to you in three parts. For part one, we're kicking off with taking care of the environment, reducing waste by packing smarter, buying local, repairing not replacing, toileting and rubbish disposal.



'Tear along the dotted line' is what we're meant to do when filling out forms that require part to be completed and returned somewhere.

'Tear along the dotted line' does *not* mean, 'Drive like Ayton Senna or Juan Manuel Fangio on outback, mountain or coastal roads'.


The speed limit signs don't know what's around the next curve or over the next hill crest, coming in the opposite direction.

It could be a 53.5m 'four-banger' road train (unless you're in Victoria or Tasmania, where the length limits are considerably shorter). It could be a donga, a combine harvester or a mining dump truck on a heavy-hauler flatbed trailer.



(Credit: Getty Images / Dazman)

Or it could even be a Main Battle Tank or a military aircraft. No, *really*, it could be ...



M1A1 Abrams Main Battle Tank between Mataranka and Tennant Creek, NT (Credit: Robert Crack)



F-111C, Newell Highway Narrabri (Credit: Robert Crack)

In Australia, when it comes to our highways and byways, anything goes. You never know what's coming in the opposite direction.

So, slow things down.

Yes, we're talking about safety, but it's the etiquette that comes first and improves the safety. For everyone.

What do we mean by etiquette?

But this article is not talking about safety, per se. It's about etiquette.


Good manners on the road and offroad are simple — treat other people and other vehicles and rigs with respect.

Every culture has developed its own rules for behaviour, but much of what we recognise as 4WD, camping and environmental etiquette today in the great Australian outdoors traces back to 17th-century France. Under King Louis XIV, 'the Sun King', the French court set the standard for fashion, food and conduct across Europe. Versailles was the place to be, and with crowds of nobles trampling gardens and ignoring decorum, Louis needed order.

His solution was practical. Signs were posted around the palace with instructions such as '*Pelouses interdites*' ('forbidden lawns'). These labels — *étiquettes* — told guests where to stand, how to behave, what was acceptable and what was not. Over time, the word came to mean a formal code of conduct.

After the French Revolution in the late 1780s, these customs migrated to England, where they blended with Victorian values during the Industrial Revolution. As new wealth emerged, etiquette became a way for society to function smoothly across changing class lines.

Today, etiquette is far more flexible. But the purpose remains the same: helping people coexist respectfully, wherever they gather.



And that includes the middle of nowhere.

Taking care of the environment

Australia's landscapes are ancient and resilient-looking, yet they are also surprisingly fragile. When you travel offroad in a 4WD or tow an offroad caravan or camper trailer into the bush, you're entering environments that don't recover quickly from misuse. Tracks erode, vegetation struggles to regenerate, wildlife is displaced and once damage reaches a tipping point, access is lost for everyone.



(Credit: Getty Images / Simon McGill)

Good etiquette isn't about red tape or rule-following for its own sake. It's about keeping tracks open, communities onsite and wild places intact for those who come next as well as the flora and fauna that call these environments home.

Whether you're new to offroad travel or have years of experience, these are the behaviours that matter — especially when no one is watching.

Because access depends on behaviour.

Pack smarter, waste less

Your storage space and payload are precious, so ditching unnecessary packaging makes sense, for both your setup and the environment. Avoid single-use plastics where you can, buy loose produce and carry reusable bags, drink bottles and food wraps.




Recycling facilities can be thin on the ground in remote areas, so plan ahead. Set aside space for tins, bottles and cardboard until you reach the next town with bins.

The equation is pretty simple, really: Less packaging in = less rubbish out.

Buy local, eat better

Buying local produce cuts transport emissions and refrigeration time, and it usually tastes better too. Farm gates, roadside stalls and country bakeries aren't just part of the experience; they're part of the solution.



You'll eat fresher food, support regional communities and reduce your environmental footprint all in one fell swoop.

Fix it. Reuse it. Don't rush to replace it.

That broken jug handle or bent camp chair doesn't always need a trip to the big-box retail store. Op shops and second-hand stores are goldmines on the road, and repairing or repurposing gear keeps usable items out of landfill.

A bit of creativity goes a long way.

Grey water — out of sight isn't out of impact

Grey water — from sinks and showers — often ends up dumped straight onto the ground. Some newer vans store it in tanks and older vans and 4WDs can be retrofitted.

Rules vary wildly across Australia. Some areas ban dumping outright. Others allow it with conditions. National parks often have strict guidelines.

The rule of thumb is simple: just because you can, doesn't mean you should.

Soap, grease and detergents eventually reach waterways. Minimise harm by:

- Using biodegradable products sparingly (a mix of 50:50 vinegar and water makes for an excellent alternative to off-the-shelf cleaning agents)
- Wiping grease from pans with paper towel before washing
- Disposing of grey water at designated points whenever possible
- Keep a small pack of gold coins and detergent on hand for using coin laundry facilities in towns or caravan parks.

Rubbish — leave no trace

When you're travelling off the beaten track, you won't find rubbish bins around every other corner. So, if it came with you, it leaves with you.

Take everything with you. Every scrap. Every time. And that includes nappies and sanitary items.



(Credit: Getty Images / Simon McGill)

When you drive away, there should be no evidence you were ever there. Carry spare rubbish bags, secure waste inside your vehicle and dispose of it responsibly once you reach a built-up area, in a council-serviced bin that gets emptied regularly.

Leave nothing behind for the next traveller to find.


Toilet etiquette in the bush

Toileting matters more than many people realise.

If there are no facilities:

- Go at least 50 metres from water sources and camps. Ideally, make it 150 metres!
- Dig a deep hole
- Bury human and pet waste properly
- Never leave toilet paper exposed
- Don't burn toilet paper — it can start fires

Windblown toilet paper, often jokingly called the 'flying poo spider', is one of the fastest ways to ruin campsites and get areas closed.



Whether you're cruising sealed roads or tackling bush tracks, courtesy goes a long way. Showing consideration for fellow travellers, their setups, and the landscapes you're passing through keeps everyone's journey enjoyable.



*Camp in designated campgrounds (Currawinya National Park, Qld)*

Welcome to the second part of our feature focuses on 4WD, caravanning, camping and environmental etiquette.

**Minimal-impact camping and driving**

To reduce your footprint:

- Camp only where permitted
- Don't clear new sites
- Bush camp well away from roads, tracks and facilities
- Use gas stoves where possible
- Use designated fire pits only and extinguish fires completely — use water, not sand or dirt
- If you find a smouldering fire pit, put it out
- Bring your own firewood where/when allowed
- Only collect firewood if permitted
- Dispose of grey water at approved dump points if required

Before entering sensitive areas:

- Check your vehicle for oil or fuel leaks
- Remove weeds and mud from tyres and undercarriage

Water is sacred in the bush. Never contaminate creeks or waterholes with soap, detergent, toothpaste or wastewater.

**Conserve your fuel**

One of the biggest impacts you can make is simply using less fuel.

Slow down. Lighten your load. Remove roof gear you don't need — wind drag costs fuel. Keep your vehicle well serviced and tyres inflated correctly.

Your rig will thank you. So will the bush.

And depending on where you're travelling, fuel stations can be few and far between, so making the most of what you've got is essential.

**Stay on formed tracks**

Leaving established tracks is one of the fastest ways to damage the environment.

'Bush bashing' destroys vegetation, disrupts wildlife habitat, accelerates erosion and puts the whole 4WD community under the microscope. Even popular 4WD routes get closed when damage becomes irreversible.



*(Credit: Getty Images / Nick Rains)*

**Good track etiquette means:**

- Staying on formed tracks
- Use passing bays
- Avoiding bypasses around obstacles
- Turning back when conditions deteriorate
- Reverse if needed
- Not driving when tracks are wet or vulnerable

Hema Maps has GPS mapped more than 700,000km of tracks and 600,000km of unsealed roads throughout Australia; trust us when we say that Australia already has more marked 4WD routes than most people will ever explore.

There's no need to create new ones.

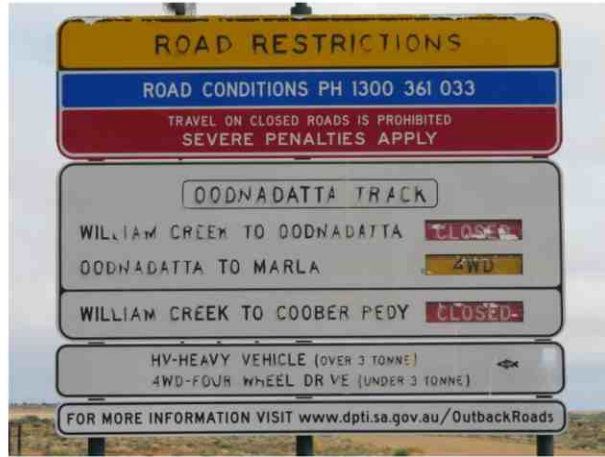

And if you want to give back, join a local track care group and help repair what's already been damaged.

**Dirt roads and rural communities**

Some dirt roads run directly past homesteads and communities.

- In dry conditions, slow down to reduce dust.
- In wet conditions, avoid dirt roads if possible — wheel ruts can cost thousands to repair and may close roads for months.

If you see a ROAD CLOSED sign, respect it. Closures exist for safety, weather damage, fire management or environmental recovery. Or sometimes a combination of them all. You may not see the problem yet, but it's there. Fines can be severe and are often issued per wheel.



'ROAD CLOSED' means exactly that. Respect it. (Credit: Robert Crack)

For current conditions, local ABC radio is one of the most reliable sources of information.

Respect private property

Many outback roads pass through private land, particularly pastoral stations.

If you encounter a gate:

- Leave it exactly as you find it
- Open gate? Leave it open
- Closed gate? Close it behind you



(Credit: Getty Images / Simon McGill)

There is always a reason — stock control, safety, paddock rotation — even if it's not obvious to you. This applies whether livestock are present or not. Ignoring gates damages trust, and once trust is lost, access is often locked permanently.

If camping on pastoral leases or near private land, always seek and secure permission beforehand. Empty or unfenced land does not always mean public land.

National parks and protected areas

Many 4WD routes pass through national parks or conservation areas, which often have stricter rules due to environmental sensitivity.



Always:

- Obey signage
- Camp only in designated areas
- No pets means *no* pets. You and your pooch are not above the law
- Stay on marked tracks
- Observe fire restrictions
- Leave plants and animals undisturbed
- Pay required fees

Pets, firearms, generators and chainsaws are generally prohibited. Dogs may be allowed in some state forests, usually on a leash, but not in national parks.

Removing rocks, plants or flowers (including wildflowers) from protected areas is illegal. Never feed native animals — it harms them and often leads to dangerous outcomes.




(Credit: Getty Images / Simon McGill)

These places survive because people respect them.

Good manners on the road and offroad are simple — treat other people, vehicles, rigs and the environment around you with respect.



Gibb River Road (Credit: Getty Images / Jason Jones Travel Photography)



(Credit: Getty Images / Mark Meredith)

**Right of way**

- Vehicles towing caravans or trailers generally have priority on narrow tracks.
- Vehicles travelling uphill have right of way — reversing downhill is riskier.
- Larger convoys usually take priority over solo vehicles.

Always give way to:


- Motorbike riders
- Cyclists
- Pedestrians / bushwalkers
- Horse riders

Slow down, give space and make your intentions clear.

And when it comes to an approaching road train on an unsealed road or track, here at Hema Maps we thoroughly recommend that you slow right down, move as far to the left as safely possible (ideally, up onto the shoulder) to give it maximum room. If necessary to let it pass on narrow or unsealed routes, it's a good idea to stop and allow the bull-dust to settle before proceeding.



(Credit: Matt Williams)



### Use your UHF properly

A UHF radio isn't optional — it's must-have safety equipment.

Use it to call up:

- Blind corners
- Hill crests
- Narrow or single-lane tracks
- Low-visibility sections

Keep calls clear and concise. Call out hazards such as washouts or fallen trees. Remember that everyone in range can hear you (so don't be a potty mouth!), including pastoralists and truck drivers who rely on certain channels.

- CH 05 and CH 35 are for emergency use only
- CH 10 is for convoys and people exploring national parks
- CH 18 is the caravans, campers and motorhomes channel
- CH 40 is the road safety, road works and truck drivers' channel

### Recovery and self-sufficiency

Before leaving home, carry appropriate recovery gear and know how to use it safely. At a minimum, carry:

- Snatch strap
- Rated shackles
- Recovery/traction boards
- Shovel

The unwritten rule of recovery is simple: If you get stuck, your gear gets used first.

Help others when you can, but only if you're confident. If you're unsure, call for assistance rather than risking injury or damage.

Carry enough food, water, vehicle spares and other supplies to cover delays. Self-sufficiency isn't just practical, it's respectful.

### Convoy etiquette

Travelling with mates is part of the fun, but convoys can frustrate others if basic courtesy is ignored.

- Keep UHF chatter reasonable and family-friendly
- Aim to maintain five to six vehicle lengths between convoy packet elements
- Arrange the slowest vehicles (or drivers) to go first and fastest vehicles (or drivers) to go last
- If you don't like eating dust or stones on gibber plains thrown up by the vehicle ahead, don't do the same to the vehicle behind
- Leave time and space for safety calls
- At turn-offs, wait until the vehicle behind confirms they've seen the turn
- Convoy leaders should signal how many vehicles are following

Those hand signals aren't friendly waves — they're valuable information.

### Camping around others

Rule number one of camping etiquette: give people space.

Some travellers are chasing quiet, stars and solitude. Others are social and catching up with mates. Neither is wrong — but if you're there to be loud, set up well away from those clearly seeking peace.

When space is limited:

- Keep noise down after dark
- Don't shine lights into other camps
- Avoid blocking access tracks or entrances

The bush has room for everyone. Use it.



**Drive as though there are people everywhere**

Campsites, beaches and bush tracks are shared spaces.

Slow down:

- Around camps
- Near people, kids and dogs
- On beaches — speed limits apply and are often lower than expected

High speeds throw dust, stones and sand, disturb the peace and put lives at risk. Lower speed means less damage, less noise and fewer problems.

**Look out for each other**

In remote areas, community matters.

If you see someone stopped on the roadside, slow down and check they're okay. Offer help in camp if someone needs a hand. Often, the people you meet become the highlight of the trip.

**Final advice**

Four-wheel driving and bush camping offer access to some of the best places in Australia. But that access depends on behaviour.

Respect property. Protect tracks. Minimise impact. Pack out everything. Follow local rules. And, hey people, talk to people!



*(Credit: Getty Images / Bundit Minramun)*

Sustainable travel isn't about big gestures. It's about consistent, thoughtful decisions.

Travel lighter. Tread softer. Leave places better than you found them.

Because the tracks, camps and coastlines we love won't look after themselves — and they're counting on us to get it right.



*(Credit: Getty Images / P.A. Thompson)*

Do the right thing and these places stay open, healthy and welcoming — not just for you, but for everyone who follows.

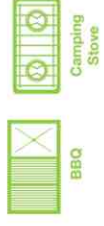
That's 4WD and camping etiquette.

Outback, bush and beach style.



**Gasmate**

# BANANA PIKELETS



This is an easy breakfast and one the kids can get involved with and have some fun cooking something yummy for the family!

Makes 14-15 pikelets  
Prep Time 30 Minutes

- 2 cups** Self-raising flour
- 2 large** Eggs (lightly beaten)
- 1½ cups** Milk
- 2 medium** Bananas mashed
- 2 tsp** Sugar
- Pinch of salt
- Canola oil spray
- Maple syrup and berries to serve

1. In a large bowl add flour, salt and sugar.
2. Add beaten eggs to the center of the mixture and stir with a wooden spoon.
3. Slowly add milk whilst stirring until a smooth thick batter is formed.
4. Fold in mashed banana until combined.
5. Heat large fry pan on medium heat and before each pikelet spray generously with canola nonstick spray.
6. Add approximately 1.5 tablespoons of batter in the center and spread to make an even circle shape. Not too large a circle so they remain thick.
7. Cook on one side for approx. 1 minute and then flip the pikelet and cook on other side until golden.
  - The pikelets can also be cooked on a BBQ hot plate which will allow you to cook more than one at a time.
  - Serve with maple syrup and fresh or frozen berries.

THE OUTDOORS MADE EASY.



## BLOWTORCHED CHEEZY MELTS

You don't need to miss out on grilled melted cheese toast when camping anymore!! With the Gasmate blowtorch cheezy melts are so easy. Make them plain with cheese or stack them with any topping of your choice to make a big breakfast. Great fun to make and kids will love to watch you blowtorch the cheese!



Serves 4 people  
Prep Time 20 Minutes

- 8 slices Sourdough bread or any bread of your choice
- 350g Shredded cheddar cheese
- STACK THEM MELTS...**
- 4 Pork or any kind of sausage or bacon
- 4 Eggs
- 1 medium Avocado
- 1 punnet Cherry tomatoes
- 1 tbsp Olive oil
- Ketchup or favorite tomato relish to serve

1. Pre heat BBQ hot plate on high.
2. To make the salsa, cut cherry tomatoes into four pieces and cube the avocado. Place in a bowl with olive oil and salt to taste. Mix to combine.
3. Once BBQ hot plate is hot, cook sausages whole until they become slightly firm and then cut them in half, length ways down the side or cook bacon slices.
4. Cover both sides of bread with olive oil spray and toast (both sides) on BBQ hot plate whilst cooking eggs sunny side down on either the BBQ or in a frypan.
5. Once everything is cooked turn off BBQ completely and top bread slices with cheese – be generous!
6. Using the Gasmate blowtorch, grill the cheese so it melts and browns. Keep the blow torch enough away from the cheese so it doesn't grill quickly and burn. Slow and steady wins this race with cheese melted right through and a golden colour.
7. Eat the cheezy melts plain or stack them with sausage or bacon, followed by egg, tomato and avocado salsa. Salt and cracked pepper to taste and add ketchup or relish as desired.
  - Any cheese that melts will work such as mozzarella or gruyere.

THE OUTDOORS MADE EASY.



# BREAD & BUTTER PUDDING WITH BERRIES



This pudding does not use bread as the name suggests! Buttery substitutes like panettone, brioche or croissants can be used. It's simple to make and delicious to eat!

Serves 6-8 people  
Prep Time 40 minutes

- 6 Croissants
- 3 Eggs
- 3 tbsp Sugar
- 2 cups Cream
- 500g Frozen berries OR 1 punnet raspberries & 1 punnet blueberries
- Sugar to sprinkle on top
- Butter to spread on croissants
- Custard and/or vanilla ice cream to serve
- Oil and baking paper
- 26cm cast iron frypan

1. Preheat BBQ to 180°C with all burners on and once it has reached temperature turn off BBQ grill plate burners.
2. Spray cast iron pan with oil or wipe with oil and line frypan with baking paper.
3. Cut croissants in half and lightly toast on both sides on BBQ warming rack whilst BBQ is preheating.
4. Butter croissants on both sides and line dish with half of buttered croissants.
5. Add ¾ of berries over croissants and then place remaining croissants on top.
6. Beat cream, eggs and sugar together until creamy.
7. Pour mixture over and around croissants, top with remaining berries and sprinkle with sugar on top.
8. Let it sit for a few minutes to allow for croissants to absorb liquid and then squash croissants down with a fork to ensure they are all soaked in the mixture.
9. Turn BBQ hot plate burners off and place frypan on BBQ hotplate and close hood.
10. Cook for approx. 25 minutes or until pudding is firm maintaining BBQ heat at 180°C.
11. Serve warm with custard and/or vanilla ice cream.
  - You can use brioche or panettone instead of croissants.

THE OUTDOORS MADE EASY.

# Perth Patios & Home Improvements

A division of MCI Building Company

ADDED VALUE



## Your home improvement experts

PATIOS | CARPORTS | GRANNY FLATS & HOME ADDITIONS

Contact Ian Screech  
0428 616 592  
94906964

Registered Builder No 102511  
[www.pphi.com.au](http://www.pphi.com.au)



Colorbond®



ADDED VALUE



Reliable  
Local Plumber  
in Halls Head  
Family Run Business

### OUR SERVICES


- 🔧 Hot Water Systems
- 🔧 Plumbing and Gas Servicing and Installations
- 🔧 Leak Detection
- 🔧 Installation and Servicing of Water Filters
- 🔧 Blocked Drains

PL10459 | GF17531


CONTACT NORMAN BROCKIE TODAY  
FOR A FREE QUOTATION

**T: 0497 866 628**  
**E: norman@scaussieplumbing.com.au**  
**W: www.scaussieplumbing.com.au**





TRIPPING OUT



MUNDARING POWERLINES



TRIPPING OUT



MUNDARING POWERLINES



TRIPPING OUT




MUNDARING POWERLINES



TRIPPING OUT




MUNDARING POWERLINES



TRIPPING OUT



MUNDARING POWERLINES




TRIPPING OUT



MUNDARING POWERLINES






TRIPPING OUT




MUNDARING POWERLINES




TRIPPING OUT




MUNDARING POWERLINES



TRIPPING OUT



MUNDARING POWERLINES




TRIPPING OUT



MUNDARING POWERLINES







TRIPPING OUT



MUSEUM OF PUBS





## PEEL 4X4 CLUB... LAKE KING & SURROUNDING AREAS

We will be meeting at THE BIG RAM at WAGIN at 0900 on Saturday 11th April. Travel to Lake Grace for Morning Tea/Lunch, then onto Lake king to refuel. From this point all camping is in the bush (secret camp sites}.

From Lake king we will Travel a short distance to our camping spot for the night. Next morning we will travel north to Maggie Hays Mine via the Honman Ridge. Then find our way to Sunday soak-find more tracks if we can and onto Norseman and Dundas Rocks.

From Dundas Rocks we travel East along the Telegraph track then South along the Fraser Range track.

North of Esperance we Travel East to Peake Charles National Park.

You must be self sufficient. Food/Fuel/Water/Toilets/Warm clothing/etc. Some tracks will be scratchie/ Boggy.

No Caravans.

For more Info:- Pete Dawes 0427175155



## Peel 4x4 Club – 2026 Calendar of Events



Sunday 8<sup>th</sup> February 2026

Surf Club Carnival.

Trip Leader: Gary Mayes

Friday 13<sup>th</sup> February 2026

Dwellingup Night Trip

Trip Leader: Dave Knudsen

Friday 6<sup>th</sup> March 2026

Wagin Woolarama.

*Maybe stay overnight at the Dumbleyung Hotel. Dependant upon the weather.*

Trip Leader: Mark Skeels

Sunday 8<sup>th</sup> March 2026

Mundaring Powerlines

Trip Leader: Gary Mayes

Sunday 15<sup>th</sup> March 2026

Museum of Pubs – Gidgegannup

Trip Leader: Ray Warry

Friday 20<sup>th</sup> March to Sunday 22<sup>nd</sup> March 2026.

Koorda Drive In - Saturday 21<sup>st</sup> March 2026

*Travel to Koorda Friday afternoon (or when you like), return home on the Sunday.*

Trip Leader: Mark Skeels

Friday 3<sup>rd</sup> April to Monday 6<sup>th</sup> April 2026

Black Point & Augusta

Trip Leader: Steven Power

Friday 10<sup>th</sup> April to Wednesday 15<sup>th</sup> April 2026

Lake King & surrounding areas

Trip Leader: Pete Dawes

Saturday 11<sup>th</sup> April 2026

Dwellingup Fenceline & Captain Fawcett Track OR

Captain Fawcett Track & Lennard Track

Trip Leader: Gary Mayes



## Peel 4x4 Club – 2026 Calendar of Events



Tuesday 14<sup>th</sup> April 2026 to ....

Balladonia to Flinders Ranges. Couple of weeks trip. Maybe....

*NOTE: Tailing off from Pete Dawes' Lake King trip*

Trip Leader: Max Milbanke & Duane Buckenara

Sunday 26<sup>th</sup> April to Friday 2<sup>nd</sup> May

Norseman to Balladonia

*Old Telegraph Track, depending on weather, is how we will be returning home.*

Trip Leader: Mark Skeels

Sunday 3<sup>rd</sup> May 2026

Guilderton to Seabird

Trip Leader: Ray Warry

Saturday 16<sup>th</sup> May 2026 – Social Event

Trashy Temu Night @ the Powers

Trip Leader: Julie Power

Sunday 17<sup>th</sup> May 2026

Mornington Road

Trip Leader: Duane Buckenara

Thursday 28<sup>th</sup> May 2026 to Saturday 25<sup>th</sup> July

Finke Desert Race – 50<sup>th</sup> Anniversary

*Great Central Road to arrive in Alice Springs on 3<sup>rd</sup> June.*

Friday 5<sup>th</sup> June to Monday 8<sup>th</sup> June: Finke Desert Race – *Camp along the road 5<sup>th</sup> June to 7<sup>th</sup> June.*

Wednesday 10<sup>th</sup> June. *Depart for Maddigan & Hay River Tracks. Weather dependant – no towing.*

Thursday 18<sup>th</sup> June. Return to Alice Springs.

Sunday 21<sup>st</sup> June. Depart Alice Springs for Binns Track. *Weather dependant. No towing on the Northern bit.*

Saturday 11<sup>th</sup> July. Arrive at Timber Creek.

Saturday 25<sup>th</sup> July. Return Home. *To be confirmed upon arrival at Timber Creek.*

Trip Leader: Mark Skeels

Sunday 7<sup>th</sup> June 2026

Julimar Tracks

Trip Leader: Ray Warry

Friday 19<sup>th</sup> June to Sunday 21<sup>st</sup> June

Hoddy Well (Toodyay). Archery Park.

Trip Leader: Ray Warry



## Peel 4x4 Club – 2026 Calendar of Events



Sunday 5<sup>th</sup> July 2026  
Collie Fenceline Track  
Trip Leader: Dave Knudsen

Saturday 25<sup>th</sup> July to Sunday 26<sup>th</sup> July  
Peel 4x4 Club – Annual General Meeting  
Trip Leader: Peel 4x4 Club Committee

Saturday 15<sup>th</sup> August 2026  
Wilbinga Dunes  
Trip Leader: Gary Mayes

Saturday 22<sup>nd</sup> August 2026  
Koorda Drive-In  
Trip Leader: Mark Skeels

Saturday 12<sup>th</sup> September to Saturday 19<sup>th</sup> September 2026  
Koorda & Karrara Ranges  
*Weather dependant, but should be good for wildflowers. And maybe wildlife.*  
Trip Leader: Mark Skeels

Sunday 13<sup>th</sup> September 2026  
Moondyne Track  
Trip Leader: Aaron Crane

Friday 25<sup>th</sup> September to Monday 28<sup>th</sup> September 2026  
Kings Birthday Long Weekend  
3 Bears Track & surrounds  
Trip Leader: Brian Tanner

Saturday 10<sup>th</sup> October to Thursday 15<sup>th</sup> October 2026  
Kennedy Ranges Loop  
Trip Leader: Duane Buckenara

Sunday 11<sup>th</sup> October to Saturday 31<sup>st</sup> October  
Flinders Ranges; Drags at The Bends  
*A few days in the Flinders Ranges, then a few days at the drag races at the Taillem Bend Motorsport Circuit, then home.*  
Trip Leader: Mark Skeels



## Peel 4x4 Club – 2026 Calendar of Events



Saturday 17<sup>th</sup> October 2026

Piggery Road Day Trip

Trip Leader: Steven Power

Saturday 14<sup>th</sup> November 2026

Mundaring Powerlines Track – Night Trip

Trip Leader: Gary Mayes

Sunday 22<sup>nd</sup> November 2026

Lancelin Dunes

Trip Leader: Dave Knudsen

Saturday 5<sup>th</sup> December 2026

Buffalo Beach to The Dawesville Cut

Trip Leader: Ray Warry

Sunday 13<sup>th</sup> December 2026

Peel 4x4 Club Christmas Party

Trip Leader: Peel 4x4 Club Committee

Thursday 31<sup>st</sup> December 2026

New Years at Beverley

Trip Leader: Steven Power

-----  
Trips TBA

Mexican Night

Trip Leader: Julie Power

Wilbinga Dunes; Sovereign Park

Trip Leader: Gary Mayes

Fremantle Prison

Trip Leader: Gary Mayes

Holland Track

Mentioned by Glenn French



TRIP CALENDAR

Friday 3rd April to Monday 6th April 2026  
Black Point & Augusta  
Trip Leader: Steven Power

Friday 10th April to Wednesday 15th April 2026  
Lake King & surrounding areas  
Trip Leader: Pete Dawes

Saturday 11th April 2026  
Dwellingup Fenceline & Captain Fawcett Track OR  
Captain Fawcett Track & Lennard Track  
Trip Leader: Gary Mayes

Tuesday 14th April 2026 to ....  
Balladonia to Flinders Ranges. Couple of weeks trip. Maybe....  
NOTE: Tailing off from Pete Dawes' Lake King trip  
Trip Leader: Max Milbanke & Duane Buckenara

Sunday 26th April to Friday 2nd May  
Norseman to Balladonia  
Trip Leader: Mark Skeels

Sunday 3rd May 2026  
Guilderton to Seabird  
Trip Leader: Ray Warry

Saturday 16th May 2026 – Social Event  
Trashy Temu Night @ the Powers  
Trip Leader: Julie Power

Sunday 17th May 2026  
Mornington Road  
Trip Leader: Duane Buckenara

Thursday 28th May 2026 to Saturday 25th July  
Finke Desert Race – 50th Anniversary  
Great Central Road to arrive in Alice Springs  
3rd June

Friday 5th June to Monday 8th June: Finke Desert Race

Wednesday 10th June. Depart for Maddigan & Hay River Tracks

Thursday 18th June. Return to Alice Springs.

Sunday 21st June. Depart Alice Springs for Binns Track.

Saturday 11th July. Arrive at Timber Creek

Saturday 25th July. Return Home.

Trip Leader: Mark Skeels

Sunday 7th June 2026  
Julimar Tracks  
Trip Leader: Ray Warry

Friday 19th June to Sunday 21st June  
Hoddywell (Toodyay) Archery Park  
Trip Leader: Ray Warry

Sunday 5th July 2026  
Collie Fenceline Track  
Trip Leader: Dave Knudsen

Saturday 25th July to Sunday 26th July  
Peel 4x4 Club – Annual General Meeting  
Trip Leader: Peel 4x4 Club Committee

Saturday 15th August 2026  
Wilbinga Dunes  
Trip Leader: Gary Mayes

Saturday 22nd August 2026  
Koorda Drive-In  
Trip Leader: Mark Skeels

Saturday 12th September to Saturday 19th September 2026  
Koorda & Karrara Ranges  
Trip Leader: Mark Skeels


Sunday 13th September 2026  
Moondyne Track  
Trip Leader: Aaron Crane

Friday 25th September to Monday 28th September 2026  
Kings Birthday Long Weekend  
3 Bears Track & Cape to Cape tracks  
Trip Leader: Brian Tanner

Saturday 10th October to Thursday 15th October 2026  
Kennedy Ranges Loop  
Trip Leader: Duane Buckenara

Sunday 11th October to Saturday 31st October  
Flinders Ranges; Drags at The Bends  
Trip Leader: Mark Skeels

Saturday 17th October 2026  
Piggery Road Day Trip  
Trip Leader: Steven Power



TRIP CALENDAR

Saturday 14th November 2026  
Mundaring Powerlines Track – Night Trip  
Trip Leader: Gary Mayes

Sunday 22nd November 2026  
Lancelin Dunes  
Trip Leader: Dave Knudsen

Saturday 5th December 2026  
Buffalo Beach to The Dawesville Cut  
Trip Leader: Ray Warry

Sunday 13th December 2026  
Peel 4x4 Club Christmas Party  
Trip Leader: Peel 4x4 Club Committee

Thursday 31st December 2026  
New Years at Beverley  
Trip Leader: Steven Power

Trips TBA

Mexican Night  
Trip Leader: Julie Power

Wilbinga Dunes; Sovereign Park  
Trip Leader: Gary Mayes

Fremantle Prison  
Trip Leader: Gary Mayes

Holland Track  
Mentioned by Glenn French