



EDITION 284

# FEBRUARY 2024 MAGAZINE





# CONTENTS

CLUB INFORMATION	3
Committee and club contact details	
GENERAL STUFF	4
Things to be aware of	
<b>PRESIDENT'S PARABLE</b>	9
President's editorial column	
<b>BRISEY'S BULLDUST</b>	10
Magazine editor's editorial column	
MEETING MURMUR	11
Meeting minutes	
HAPPY BIRTHDAY	24
Birthday wishes to members and families	
WHERE THE * * * * ARE WE?	25
Navigation articles of interest	
TESTED TO DESTRUCTION	30
Product reports from members experiences	
OUTSIDE THE SQUARE	31
Home grown inovations	
ENLIGHTENING ELUCIDATIONS	32
Topical articles of interest not necessarily about 4 wheel driving	
THE EPICUREAN	38
Camp cooking	
EATERY EVALUATION	40
Café reviews	
ADDED VALUE	41
Advertising from our sponsors	
READERS MART	42
Members surplus items for sale	
<b>IT'S NOT FAR ON THE MAP, SEE</b>	43
Interesting places to consider visiting	
TRIPPING OUT	48
Club trip reports and photos	
EXCURSION EDIFICATION	61
Upcoming trip advertising	
TRIP CALENDAR	70
Upcoming trips	

# CLUB INFORMATION

## CLUB CONTACT DETAILS

POST OFFICE BOX 8233

WARNBRO WA 6169

<http://peel4x4club.webs.com>

Club Email: [peel4x4club@hotmail.com](mailto:peel4x4club@hotmail.com)

Secretary: [secretarypeel4x4club@outlook.com](mailto:secretarypeel4x4club@outlook.com)

Treasurer: [peel4x4.treasurer@gmail.com](mailto:peel4x4.treasurer@gmail.com)

Magazine Email: [briantanner57@bigpond.com](mailto:briantanner57@bigpond.com)

## NEXT GENERAL MEETING

**28/2/2024**

## GENERAL MEETING MEETING VENUE

**Secret Harbour Surf Lifesaving Club**

Doors open 7.00 pm

Meeting starts 7.30 pm

## NEXT COMMITTEE MEETING

**10/4/24**

## COMMITTEE MEETING VENUE

**The Cewe's home**

## Upcoming trips

MundAI Track part Two March Long Weekend 2—4 March 2024

Captain Fawcet Track Night run 8 March

Black Point/ Lake Jasper 29 March—1 April (Easter)



Find us on



Facebook  
[peel4x4club](https://www.facebook.com/peel4x4club)



Membership Fees \$130.00 for the first year then \$90.00 per annum. Pro rata fees will be charged depending on your joining date.



# GENERAL STUFF

## PEEL 4X4 CLUB BYLAWS

1. The trip leader will delegate the position of Safety/Recovery officer to another member prior to trip departure.
2. All members and visitors are to follow the Safety Officer's instructions at all times
3. No pets allowed on club trips.
4. Each club member is to be responsible for the safety and whereabouts of their own children.
5. Trip Leader responsibilities and Tail End Charlie role to be read out before each trip.
6. After 2 trips you must have adequate front and rear recovery points fitted to your vehicle and must have a UHF CB radio.
7. Vehicles without adequate front and rear recovery points are limited to scenic/social and easy rated trips.
8. All trips are to be rated scenic/social; easy; medium; hard and extreme. Visitors are not permitted on hard and extreme trip. Membership of the WA4Wd Assoc is required for attendance on hard and extreme trips.
9. Proceeds from fundraising will be used for club purposes.
10. A limit of 15 vehicles per trip will apply. Trip leader has the discretion to increase or decrease this number.
11. First in best-dressed, if in excess of 15 vehicles wish to attend a trip, based on prior confirmation.
12. Club bank account to hold a minimum of \$1000 balance. A portion of this amount may be used to purchase urgent items at the committee's discretion.
13. Whilst every care is taken, no responsibility is accepted.
14. Visitors must attend at least 2 trips, rated easy and/or medium, to qualify for membership. Scenic/social trips will not be counted.

## PEEL 4X4 CODE OF ETHICS

1. Keep to the laws and regulations for 4wd vehicles. They may change from state to state.
2. All vehicles must have either comprehensive or third party fire and theft insurance.
3. Keep the environment clean. Carry your own and, maybe, other people's rubbish home.
4. Obey restrictions on use of public lands. Respect national parks and other conservation areas.
5. Obtain permission before driving on private land. Leave livestock alone and gates as found.
6. Keep your vehicle mechanically sound.
7. Take adequate water, food, fuel and spares on trips. In remote areas travel with another vehicle.
8. Respect our wild life. Stop and look but never disturb or chase animals.
9. Respect other recreationalists rights to peace and solitude in the bush.
10. Obey all fire restrictions. Extinguish your fire before leaving. Don't let your exhaust emit sparks.
11. Help in bushfire emergencies and search and rescue but only if you are properly equipped and able.
12. Support 4WD touring as a responsible and legitimate recreational activity.
13. All members should behave in a socially acceptable manner at all times.

This code is valuable only if you observe it



**Club Shirts etc are now available from**  
**Totally Workwear**  
Mandurah

T Shirts	(with logo and name)
Singlet	(with logo and name)
Hoody (zipped front)	(with logo and name)
Peak Cap	(with logo)
Beanie	(with logo)


T Shirts are the same as previous ones. If you know your size you can phone Totally Workwear with your order or call into the store and try one on. They have all our details on record.

Please see our Treasurer/Committee Members at the meeting if you have any questions.



## Peel 4x4 Club Property List

1 x Space Case (900L x 390W x 400H)  
4 x 490mm Black Plastic Sand Pegs  
1 x ARB Gazebo  
1 X Wanderer Gazebo  
1 x Heatlie BBQ (880mm x 540mm)  
2 x Peel 4 x 4 Club Retractable Vertical Banners  
2 x Peel 4 x 4 Club Flags with water filled bases.  
1 x Plastic Peel 4 x 4 Club sign (Folding Triangle Core Flute Type )  
1 x 5.33kg Gas Bottle (Empty)  
1 x Wanderer single wall for gazebo  
1 x Wanderer half wall for gazebo  
1 x 60mm diameter collapsible bin  
Gravel & block – with Gary Mayes  
Trophy – Most talked about event of the year (1998 – 2014)  
Trophy – Burnt pot award (2000 – 2014)  
2 x 40 channel Uniden UHF Radios  
1 x musty smelling orange cotton vest  
4 x metal Peel 4 x 4 signs (staked flag design)  
Various large paper & laminated maps  
1 x 2.9 Snatch Strap  
1 x red & Yellow Peel 4 x 4 Club Flad/Banner (1940mm x 970mm)  
2 x heavy Wooden speed check signs  
1 x Tennis net in bad ( no racquets)  
Heaps of old Peel 4 x 4 Club magazines, hard floppy disks, and stuff .....  
Santa Suite



# Containers for Change



After the AGM we made an account to donate the empty recycling containers to the club.

These funds can then be used towards our social functions or other agreed upon purchases for the club as something a little extra.

No obligation, and we understand people collect their own, but if you have any empty bottles or cans laying around please feel free to use the QR code or account







Peel 4 X 4

We are fundraising with  
 Entertainment

**Buy  
online  
today!**



**SCAN ME**



**SHOW YOUR  
SUPPORT**

Every Membership we sell, 20%  
goes directly to our fundraising



A\_1203



# PRESIDENT'S PARABLE

## Presidents Report

Hi Everyone,

I hope you have all managed to get through this Western Australian heatwave, and the humidity that accompanied it.

It was a bit of a scorcher, which even saw Briseys Part 1 of the MundAI Track trip postponed due to the extreme conditions – the first time I have seen this having to be considered since I have joined the club. It was definitely the right call to make.

Being a Four Wheel Drive Club, it shows that we are responsible, and willing to do the right thing – respecting the environment, and complying with local requirements.

Anyway, speaking about trips, it looks like we have quite a few trips planned for the year; including a Captain Fawcett Track night time adventure in a couple of weeks.

I will also be leading a clean up of the Fenceline Track out near Dwellingup in early June, along with a club trip once the wet weather begins clearing up again.

There will also be a “Mystery Day Trip” later in the year. It is that much of a mystery, even I don’t know where it will be yet....

Being a public incorporated organisation, we are unable to continue functioning as a club without a Committee. With the Annual General Meeting coming up in July, you will start to see a bit of information circulating about Committee positions. It really is not as daunting as some may think, with the Committee meeting only once every two months to discuss club business.

If members could put some consideration into taking on a Committee position, it would be great to see. This year was a great year for the Committee, having several new faces which is always amazing to see, some great suggestions put forward, and some good changes also made.

Please remember that it is YOUR CLUB, and by being a part of the Committee, you will have input into what happens within the club, and be involved in any decision making processes.

No experience is needed. Just a good attitude, and a sense of humour.

At the upcoming General Meeting, I will be looking to discuss the two main recovery types – static recoveries, and dynamic recoveries.

As a club that undertakes quite a bit of Four Wheel Driving, people are bound to get stuck. This session just aims to provide a few fundamental things to consider when looking at recovering vehicles.

Stay safe out on the tracks everyone, and I look forward to seeing you all at the upcoming General Meeting on Wednesday 28<sup>th</sup> February.

# BRISEY'S BULLDUST

Hopefully everyone had a great Christmas and new year, we spent Christmas to New year in Donnelly River staying at the Loco Shed with our 4 generations of family. It was great relaxing amongst the kangaroos and emus and cruising around the nearby towns.

This year has started off really good for Julie and I, after catching up with the clan we celebrated our 30th wedding anniversary at the end of January, we have spent nearly half our lives together now, and looking forward to many more years to come. Keeping with our tradition of trying to do something different each year we had a weekend staycation at the Crown. We have stayed there once before but that was for a work function not an anniversary. Our son's partner and his daughter have finally arrived from Brazil, although only on a tourist visa, they will be applying for permanency very soon. For the first time in over 10 years all our family is in Australia. Now if we can only talk our baby into coming back to WA before September we can all get together for his 40th birthday.

Here's one for the conspiracy theorists, I went to have my Covid booster shot last week and they told me to go home. It appears that the government considers I have reached the age group that is immune to Covid and I don't need another booster until I reach the age that I that my immunity runs out. During the pandemic I had no choice but the Zeneca vax even though I have a family history of blood clotting and at the time I heard through a reliable source that younger people have a right to respirators over people 60+. It makes me feel all warm and fuzzy that older people are totally expendable.

I have added a new section to the magazine this month called "It's Not Far On The Map, See". This section is open to submissions to bring interesting places to our members' attention. It could be a scenic spot, great campsite, interesting geological formations, a totally private beach anything that you have visited or seen or heard about. Either let me know what the place is and I can google some information and write an article or if you have photos and would like to write a few words will be good as well.

Brisey

# MEETING MURMURS



## **COMMITTEE MEETING OF THE PEEL 4X4 CLUB**

Date: 13<sup>th</sup> December 2023

Venue: Hosted by Steve & Julie Power



### **1. CONFIRMATION OF ATTENDEES**

ATTENDEES & VISITORS – Gary Mayes (GM), Brian tanner, Dave Knudsen, Julie and Steve Power Peter and Donna Light, Phil Crewe

APOLOGIES / PROXIES – Cassie Mayes (CM)

### **2. CONFIRMATION OF MINUTES FROM PREVIOUS COMMITTEE MEETING – 11<sup>th</sup> October 2023**

Minutes from the previous Committee Meeting have been accepted & signed as accurate by the Chairperson – no objections from the Committee.

### **3. MATTERS ARISING FROM THE PREVIOUS COMMITTEE MINUTES**

- GM to update Trip Bag forms – completed.
- GM to order 3x Snake Bite Kits & liaise with Laura Murray – Snake Bite kits have been ordered and included in all trip kits. Message left with Laura Murray, awaiting a reply.
- CM to get costs & details for keeping the website going. Committee to make a decision next Committee Meeting. It was agreed that the best way to move forward was the recommendation from Cassie as she has put the research in and is moving forward with the best interests of the club.

### **4. PRESIDENTS REPORT:**

GM thanked the Committee members for their help so far this year. Explained there are 3 more committee meetings until the next Financial Year. Wished everyone a happy and safe Holiday Period. July is to be the next re – election for committee seats, and GM will update the position forms, etc for the next committee meeting.

**Business for the President:** To update position forms etc for the next committee meeting

### **5. SECRETARYS REPORT:**

**Mail In:** Bank statement that was forwarded to GM, and also the Agenda for the delegates meeting, which GM already had.

**Business for the Secretary:** Nil

**6. TREASURERS REPORT:** Club financials attached, with a closing bank balance of \$ 6320.98, after Christmas break up had been paid. Still a couple of re imbursements to come out, which will be reflected in the next treasurers report. – One childrens gift was donated to the K Mart wishing tree, as we had a no show to the Christmas party.

**Business for the Treasurer:** Nil





## **COMMITTEE MEETING OF THE PEEL 4X4 CLUB**

Date: 13<sup>th</sup> December 2023

Venue: Hosted by Steve & Julie Power



### **7. INSURANCE OFFICERS REPORT:** Nil to report

Recapped the information regarding visitors not being covered by the Association insurance, and talked about a small fee to be charged in order to fulfil associations requirements. GM to find out what other clubs are doing.

A few suggestions were as follows:

- A temporary membership of \$5 for the duration of the trip that is deducted if they decide to join the club.
- A gold coin fee for club trip that is deducted if they decide to join the club.
- A casual membership fee

There was also a suggestion that when we are on trips the trip leader should make it formal when the trip is finished for insurance purposes.

**Business for the Insurance Officer:** Nil

### **8. PROPERTY OFFICERS REPORT:** Inventory has been completed and been sent to Brisey for submission to the magazine.

Hand held radios have been tested and are in working order. Hand held radios will be taken on trips in case of a visitor or a club member needing to use one.

**Business for the Property Officer:** Nil

### **9. ENVIRONMENTAL OFFICERS REPORT:** Submitted a list of free activities being run by the Mandurah environmental group for the club to have a look through at the next general meeting and see if there is anything we would like to be involved in.

**Business for the Environmental Officer:** - to contact the Mandurah environmental group and see if they have any use for our services / 4wd's.

### **10. DELEGATES REPORT:** Nothing further from the Delegate, until after the meeting on Monday.

There was a suggestion that we may be able to combine roles in the next Committee elections, as there is a fear that positions may not get filled.

**Business for the Delegate:** Nil

### **11. MAGAZINE EDITORS REPORT:**

Received the updated property report and will publish in the next Magazine. Red book will be updated after the AGM. There will be no Magazine for December, but January's will out before the 2<sup>nd</sup> January. Deadline for the Magazine is 20<sup>th</sup> December.

Restaurant reviews section has seen a couple of suggestions already.

**Business for the Magazine Editor:** Nil



## **COMMITTEE MEETING OF THE PEEL 4X4 CLUB**

Date: 13<sup>th</sup> December 2023

Venue: Hosted by Steve & Julie Power



### **12. WEBMASTERS REPORT:**

There have been 50 flyers printed and approx.. half taken to the 4wd show. It was decided that we should keep the website, as we have been having more traffic since it has been updated. Cassie has found a relatively inexpensive way to roll the web site over and get a 2 year subscription for approx... \$300. Committee decided to let Cassie make the best decision for the club.

**Business for the Webmaster: Nil**

### **13. TRIP COORDINATORS REPORT:**

Preston Beach 27/12/23, with only 1 participant at the moment, so possibility that might not go ahead.

7/1/24 – Trip planning meeting 2pm until 4pm at PK tavern. Pizza will be provided.

14<sup>th</sup> Jan – Surf Club Carnival

24<sup>th</sup> – 28<sup>th</sup> Jan, Australia Day Trip – it was suggested that we should be aware of any total fire bans at this trip, as there is no 4wd ing permitted in the case of a total fire ban.

The Association's gathering at White Gum is the week before Anzac day this year, and Anzac day falls on a week day, so we are looking for something local as a club.

Brisey bought up the possibility of Hyden Progress Society wanting some help for one of our Anzac day trips. Brisey will forward the details to Knuddo for future trip planning .

**Business for the Trip Coordinator: Nil**

### **14. GENERAL BUSINESS:**

- How do we plan to manage insurance requirements for Visitors? GM to find out how other clubs manage this at the next Association meeting
- Pizza. Do we continue this into the New Year? – This was decided to be ongoing.
- Discussion around a gift for Winton, as he is going to be in hospital over Christmas. Dave Knudsen will be organising a small gift from the club and taking it up to him.
- Also a suggestion that we may need to think about how to get some more members in the club as we are ageing and looking to take longer holidays. – Discussion around flyers, social media posts, and being involved in the Mandurah Christmas Pageant next year.
- GM suggested we get involved in the 4wd and camping shows, and have someone man an info table. Also perhaps flyers at BCF etc.
- Suggestion of flyers to be placed on notice boards at local shopping centres to help encourage new members.



**COMMITTEE MEETING OF THE PEEL 4X4 CLUB**

Date: 13<sup>th</sup> December 2023

Venue: Hosted by Steve & Julie Power



**15. NEXT MEETINGS:**

**GENERAL MEETING** – Sunday 7<sup>th</sup> January 2024 @ Port Kennedy Tavern Function Room.

2pm until 4pm. Pizza will be provided for all.

**COMMITTEE MEETING** – Wednesday 14<sup>th</sup> February 2024. Location: Peter and Donna's place.

**16. MEETING CLOSURE 8.28pm.**

The minutes from this meeting have been verified as true & correct.

Gary Mayes

Peel 4x4 Club Chairperson

Date: 21/12/2023





## **GENERAL MEETING MINUTES OF THE PEEL 4X4 CLUB**

**MEETING HELD SUNDAY 07<sup>th</sup> JANUARY 2024**



**MEETING OPENED:** 2:14pm

**PRESENT:** As per attendance book.

**APOLOGIES:** Winton Headlam; Cassie Mayes; Frank Harrison; Peter & Donna Light; Dave Philp; Julie Power; Mike & Mandy Kelly; Bianca Toi.

### **TRIPS SINCE LAST MEETING**

- Christmas Party at Birdees. Gary thanked Steven & Julie Power for organising. Was a lovely day, with great food & great company.

### **PREVIOUS MINUTES**

- Accepted by Chairperson Gary Mayes as true & correct.  
No objections as to the accuracy from those members present. Unanimously accepted.

### **Business from the Previous Minutes:**

- No business from the previous minutes.

### **PRESIDENTS REPORT:**

- Gary welcomed everyone to the meeting, and wished everyone a Happy New Year.
- Advised that the Trip Planning Meeting will be held after the General Meeting, which will set the club up for the remainder of the year.
- Gary also advised that he has begun looking at the Peel 4x4 Club Constitution, to better reflect how our club operates, rather than a generic set of Model Rules.

Once recommended changes have been made, these will be sent out to all members for review, with a special general meeting to be called for voting.

### **Business for the President:**

- No business for the President.

### **SECRETARYS REPORT:**

- Nothing to report.

### **Mail In:**

- No mail.

### **Business for the Secretary:**

- **No business for the Secretary.**



## GENERAL MEETING MINUTES OF THE PEEL 4X4 CLUB

MEETING HELD SUNDAY 07<sup>th</sup> JANUARY 2024



### TREASURERS REPORT:

- All reimbursements have been processed.
- Balance at last meeting - \$6911.01. Closing (06/01/2024) \$5822
- Christmas Party – Total of \$652.49. Food, Cake, Gifts & incidentals
- Website - \$441.99

#### **Business for the Treasurer:**

- No business for the Treasurer.

### INSURANCE OFFICERS REPORT:

- Nothing to report.

#### **Business for the Insurance Officer:**

- No business for the Insurance Officer.

### PROPERTY OFFICERS REPORT:

- Nothing to report.
- Phillip advised the members at the General Meeting that he will need to stand down from the Committee, as he & Leigh will begin travelling in May.  
Last month as Property Officer will be April 2024.  
Gary asked for volunteers from the members present to fill the position for 2 months. No voluntary takers.

#### **Business for the Property Officer:**

- No business for the Property Officer.

### ENVIRONMENTAL OFFICERS REPORT:

- Nothing to report.

#### **Business for the Environmental Officer:**

- No business for the Environmental Officer.

### DELEGATES REPORT:

- Gary advised that Liz Harding is now Vice President of National 4WD Association. Queensland looking to rejoin. NSW / ACT may be persuaded, which would mean all states being back in the National Association.
- Kaarakin Clean Up Days – April, June & October. Hosted by clubs that use the venue for their meetings. WA4WDA have stated that they expect to have at least 2x people from each club there. Usually a quick event, from 8am to 11am.

#### **Business for the Delegate:**

- No business for the Delegate.



## **GENERAL MEETING MINUTES OF THE PEEL 4X4 CLUB**

**MEETING HELD SUNDAY 07<sup>th</sup> JANUARY 2024**



### **MAGAZINE EDITORS REPORT:**

- Brian advised that the cut-off date for contributions to the next magazine will be Wednesday 21<sup>st</sup> February 2024.

### **Business for the Magazine Editor:**

- Phillip congratulated Brian on doing a great job with the magazine.

### **WEBMASTERS REPORT:**

- Website through Vista has been cancelled, and rebuilt through GoDaddy. GoDaddy is easier to work with, and is cheaper annually.
- Subscription has been paid upfront for 12 months, and we will review suitability mid-year. Hopefully we will be able to get a grant through the association to cover website fees.
- A new account will be made up for Instagram & YouTube channel, as webmaster does not have access to the original email address used to make these accounts.

New accounts will all use the webmaster email address, which will link everything through GoDaddy, which will allow cross-posting.

This will also enable easier handover between outgoing & incoming webmasters.

### **Business for the Webmaster:**

- No business for the Webmaster.

### **TRIP COORDINATORS REPORT:**

- Discussed upcoming Surf Club Carnival on 14<sup>th</sup> January, and the Australia Day weekend trip at Northcliffe.

### **Business for the Trip Coordinator:**

- No business for the Trip Coordinator.

### **GENERAL BUSINESS:**

- No general business discussed.

### **NEXT GENERAL MEETING TO BE HELD:**

Wednesday 28<sup>th</sup> February 2024. Secret Harbour Surf Life Saving Club.

Doors open at 7:00pm. Meeting starts at 7:30pm. Pizza for those interested.

### **NEXT COMMITTEE MEETING TO BE HELD:**

Wednesday 14<sup>th</sup> February 2024. Hosted by Peter & Donna Light

**MEETING CLOSED:** 2:34pm





GENERAL MEETING MINUTES OF THE PEEL 4X4 CLUB

MEETING HELD SUNDAY 07<sup>th</sup> JANUARY 2024



The minutes from this meeting have been verified as true & correct.

Gary Mayes

Peel 4x4 Club Chairperson

Date: 11/01/2024



**COMMITTEE MEETING**  
**Minutes – 14<sup>th</sup> February 2024**  
February 2024



**MEETING OPENED:** 7.10pm

**ATTENDEES:** Julie and Steve Power, Peter and Donna Light, Cassie and Gary Mayes, Phillip Crewe, Brian Tanner

**APOLOGIES (A) and PROXIES (P):** Dave Knudsen (A)

**MINUTES FROM THE PREVIOUS COMMITTEE MEETING RECEIVED AND READ** – 13<sup>th</sup> December 2023

Chairperson has accepted & signed previous minutes.

No objections as to the accuracy of the minutes – Unanimously accepted,

**Business from the Previous Minutes:**

- Discussed how to manage visitors attending trips. WA4WDA have sent out forms to be discussed at the Delegates meeting on Monday 19<sup>th</sup> February. GM to recommend that clubs have an option to review, rather than just Delegates.
- Dave Knudsen organised a gift for Winton.
- New, current flyers have now been printed and ready for circulation. Social media posts, seem to be working well, with several new members contacting the club. GM has emailed council to ask about being involved in the Mandurah Christmas Pageant next year, with no answer as yet.
- GM suggested we get involved in the 4wd and camping shows and have someone man an info table. Also, perhaps flyers at BCF etc.
- Suggestion of flyers to be placed on notice boards at local shopping centres to help encourage new members. - Steve is looking to place some pamphlets around the 4wd and camping shops, Pedders, etc. It was also suggested, that if companies are willing to let us leave pamphlets for the club, maybe we could ask if they have business cards they would like displayed at General Meetings.
- Cassie to fix incorrect QR code on current flyers with a sticker containing our new QR code.
- This will be Phillips second last meeting. Next one at Phillips place will be his last.
- We had good feedback from online enquiries last year, with new faces and plenty of enquiries.
- Trip planning meeting went well, with 1-2 trips planned per month. All listed in the magazine, or on the web site, events section. Next month's trips to be put on the FaceBook page.

**Actions from the Previous Minutes:**

- Nil



**COMMITTEE MEETING**  
**Minutes – 14<sup>th</sup> February 2024**



February 2024

**\*\* PRESIDENTS REPORT:** Gary Mayes

- Welcome to 2024
- RE: Mandurah Environmental & Heritage Group: Association were able to make contact, and now have Secretary email address.

**Business for the President:**

- Nil

**\*\* SECRETARYS REPORT:** Donna Light

- We ascertained that Ian Screech's phone number is the one attached to the emails, (secretary@) address. Do we need to change this, and if so to who's number?
- Have made contact with Mandurah Environmental and Heritage Group and am awaiting more info regarding a tree planting day coming up in June/ July.

**Mail In:**

- Bank statement given to Cassie, and one fundraising pamphlet, that was voted not to do anything with.

**Business for the Secretary:**

- Nil

**\*\* TREASURERS REPORT:** Cassie Mayes

- Balance of account \$ 5610. All reimbursements have been done.

**Business for the Treasurer:**

- Nil

**\*\* INSURANCE OFFICERS REPORT:** Dave Knudsen

- Dave was away, but discussions were held around the Associations Incident report Forms, and if we should be using them as a club, or our own version. GM to talk to the Association, and perhaps voted on as a club.

**Business for the Insurance Officer:**

- Nil





**COMMITTEE MEETING**  
**Minutes – 14<sup>th</sup> February 2024**



February 2024

**\*\* PROPERTY OFFICERS REPORT:** Phillip Crewe

- Phillip won't be here for the next AGM. It was discussed about Chris Jones taking on this role, however Chris would need to acknowledge this. To be discussed at the next general meeting. Phillip offered to keep the property stored at his house, and for the club to simply take the necessary things, such as flags etc. To be discussed further.
- Phillip asked if we need to keep all of the property, with discussion around culling some of the items.

**Business for the Property Officer:**

- To thin out the items we don't use or need and to talk to Chris around taking some of the more usable items for trips.

**\*\* ENVIRONMENTAL OFFICERS REPORT:** Peter Light

- Nil to report.

**Business for the Environmental Officer:**

- Nil

**\*\* DELEGATES REPORT:** Gary Mayes

- Unable to attend last Delegates meeting. Proxy given to Secretary to allow meeting to go ahead.
- Forms have been sent through for Delegates to read, with the intention of voting for them at the Delegates meeting on Monday 19<sup>th</sup> February.
- Guidelines around the application for funding discussed, and discussion around some of the items we might like to apply for as a club, eg – advertising. GM to find out more at next delegates meeting.

**Business for the Delegate:**

- Find out more info around application for funding.

**\*\* MAGAZINE EDITORS REPORT:** Brian Tanner

- New section to be added to magazine, called ' Not far on the Map'. To talk about interesting places the members have been and to include geographic features, nice camping spots, or anything similar of interest.
- Deadline for submissions is the 21<sup>st</sup> Feb.

**Business for the Magazine Editor:**

- Nil



## **COMMITTEE MEETING**

**Minutes – 14<sup>th</sup> February 2024**

February 2024



### **\*\* WEBMASTERS REPORT:** Cassie Mayes

- A few emails have come in from the website, with new member enquiries. New web site is much smoother and easier to navigate. One post will go to Insta, youtube and fb. New website is less expensive and easier all round.

#### **Business for the Webmaster:**

- Add Brisey's part 2 to the website and facebook page.
- Discussion around forms to be added to the web page. Eg New Member forms, etc.

### **\*\* TRIP COORDINATORS REPORT:** Steven Power

- Next trip 2<sup>nd</sup> – 4<sup>th</sup> March, MundAl track, Collie to Albany.
- 8<sup>th</sup> March – Night trip, Captain Fawcett Track.
- Wagin Show, 8<sup>th</sup>-9<sup>th</sup> March.
- 16<sup>th</sup> March, BBQ at Phil and Leigh Crewes house. BYO salads and drinks, club to supply meats.
- 21<sup>st</sup>-24<sup>th</sup> March, Caravan and Camping Show Claremont
- 19<sup>th</sup> – 21<sup>st</sup> April, 4WD gathering at White Gum Farm ( one powered site left that we have reserved)
- 25<sup>th</sup> April, ANZAC Day.
- 12<sup>th</sup> May Lennards Track GM Hosting
- 1<sup>st</sup> – 3<sup>rd</sup> June Weekender at a station stay in Ningham ( talk around this station being closed)
- 7<sup>th</sup> June– Mornington track
- 16<sup>th</sup> June – Karrakin Clean Up day ( 2 people from each club requested, with a bbq luncch afterwards)
- 28<sup>th</sup>-29<sup>th</sup> August – Dowling Field Day
- 26<sup>th</sup> October – Mystery Trip

#### **Business for the Trip Coordinator:**

- Nil

### **\*\* GENERAL BUSINESS:**

- Messenger chat has been set up for matters arising outside of meetings,
- How do we as a Committee want to address visitors / temporary members vs insurance – to be decided once discussion has been had with the WA4WDA.
- Another 100 flyers agreed to be printed off.
- Date of Annual General Meeting, proposed to be July 6<sup>th</sup>, with venues such as Dwellingup Pub, Scout Camp near Jarrahdale being suggested.
- Glen and Sue suggested to become club Members as they have been to a few trips and meetings.
- GM has been working on updating the constitution, has made templates so that everything is transparent and open, same as for the association Constitution.



**COMMITTEE MEETING**  
**Minutes – 14<sup>th</sup> February 2024**

February 2024



**\*\* NEXT GENERAL MEETING TO BE HELD:**

- Wednesday 28<sup>th</sup> February 2024. Secret Harbour Surf Lifesaving Club. Doors open at 7pm, meeting starts at 7:30pm.

**\*\* NEXT COMMITTEE MEETING TO BE HELD:**

- Wednesday 10<sup>th</sup> April 2024 at the Crewe's residence.

**\*\* MEETING CLOSED:** 8.54pm. No loofas were harmed.

The minutes from this meeting have been verified as true & correct.

Gary Mayes

Peel 4x4 Club Chairperson

Date: 18/02/2024





★HAPPY★  
BIRTHDAY!

*To any Club Members or their  
family having a birthday in  
March*







# WHERE THE \* \* \* \* ARE WE

I received an email from Hema informing me that the Hema Cloud for the Hema HX1 (and for the Hema Explorer App possibly) is being decommissioned. I am not aware of a way to get tracks on or off the Hema HX1 without the Hema Cloud (anyone can speak now to prove me wrong) which will now make the unit a dash mounted moving map with little more functionality than a Navman. For a time Hema is offering a trade in for your old HX1 to buy the latest HX2. I enquired about this, their reply email is on the following page.

Brisey

PS: At the last minute I may have just found a way to import files to the HX1 without the Hema Cloud, I will look into this and write something up for the next magazine

**Hema**  
trips  
Customer Service Team  
**Technical Support**  
✉ [hemasupport@hemamaps.com.au](mailto:hemasupport@hemamaps.com.au) ☎ +61 7 3340 0000 ⌚ 9am - 4pm Monday to Friday



Hi,

In 2023, we contacted you detailing the necessary retirement of our old Hema Explorer Cloud platform that supported our HX-1 GPS Navigator.

If you are still using your HX-1 GPS Navigator for recording and saving content, it's a timely reminder to back up your saved trips, tracks, waypoints and photos to a local source, such as a PC or storage device, before the Cloud is no longer accessible.

To learn more about backing up saved data, you can read more about it on our [Hema Maps Knowledge Base](#).

**SPECIAL OFFER FOR HX-1 OWNERS**

For a limited time we are offering a trade-in deal to upgrade you to our HX-2 V4 GPS Navigator, which takes advantage of our new Hema Maps Cloud!

[Find out more about the Hema Maps HX-2 Navigator](#)





For a preview of the new Hema Maps Cloud, please [click here](#).

If you would like to take up or learn more about the offer or have any questions about how the retirement of the Old Cloud will impact you, please contact us by replying to this email or calling us on (07) 3340 0000.

We hope you will continue to enjoy the journey with us.  
- Hema Maps Team

**Contact Us**

Email:	Phone:	Web:
<a href="mailto:hemasupport@hemamaps.com.au">hemasupport@hemamaps.com.au</a>	(07) 3340 0000	<a href="http://www.kb.hemamaps.com">www.kb.hemamaps.com</a>



## Re: HX-1 GPS Navigator Important Notice inbox x



### Info Emprise

to me ▾

Hi Brian,

Thanks for your inquiry regarding the special one-off Trade up offer to replace your existing Hema HX-1 for a new HX-2, for a discounted price of \$499.00. (RRP \$799.00)  
This offer is only available directly from Hema.

For more information on the HX-2 navigator please follow the links below:

- \* HX-2 Main features - <https://kb.hemamaps.com/mainfeatures>
- \* Video Tutorials - <https://kb.hemamaps.com/hx-2-training-videos>
- \* Hema HX-2 Navigator eGuide - <https://kb.hemamaps.com/hema-hx-2-user-guide>

To apply for the trade-in offer please submit a support ticket via the link below:

<https://kb.hemamaps.com/kb-tickets/new>

Kind Regards

**Leigh**

Customer Services Team



07 3340 0000

[info@hemamaps.com.au](mailto:info@hemamaps.com.au)

W: [www.empriseinfo.com.au](http://www.empriseinfo.com.au)

W: [www.hemamaps.com.au](http://www.hemamaps.com.au)



**K**nowing what the land looks like around you is invaluable information to have but it's next to useless if you can't work out where you are in the landscape. Now there are a few different methods for working this out, and some of them require entire textbooks to understand.

To keep things simple we're going to take a

shortcut in these early days and rely on GPS, a but not the type you're thinking of.

### *The GPS You Know*

Your dash mounted navigation unit, phone or smart watch are all capable of telling you exactly where you are in the world, and that's handy information to have.

They spit that information out in a bunch of different

formats. Co-ordinates are the one most people are familiar with. They're huge strings of numbers based on the lines of latitude and longitude, which are then broken down for accuracy. It's an old and accurate system but is somewhat intimidating for newcomers to learn.

The UTM grid references on paper and digitised raster maps are a far simpler system.



## Map By Shorthand


Imagine the entire world being overlaid with an imaginary grid—that's UTM. Australia sits within 27 of these grid 'portions'—but you don't need to know this when you're following a track. Touring maps show only

a smart part of this grid. Sometimes, only a part of one grid portion.

What is important to know is that each grid portion contains chunks 1km wide and 1km high. UTM assigns a four-digit

number where these 1km<sup>2</sup> meet so you can match it to the map you are looking at. (These numbers are abbreviations.) So how do you find that figure?

That's where 'eastings' and 'northings' come into play.







### *Eastings + Northings*

Paper and digitised raster maps will show numbers adjacent to the map's grid lines. They're usually 2 digits but can have more. But we'll touch on that later.

The numbers running horizontally above and

below the main map body are called eastings. The ones running vertically either side of the main map body are called northings.

To get our four digit number, you put the easting reference first followed by

the northing.

Need greater precision? These abbreviated grid references can also come in 6 or 8 digit flavours to further pinpoint you in that grid. 6 digits is precise to within 100m, 8 to within 10m.



### *Start With Your Apps*

If you delve deeper into the UTM system you can interpret which UTM Grid 'portion' you're in. (It's actually referenced on the map.) Or quickly calculate your precise location and

plot a course.

In the meantime, you'll find a variety of free apps that'll accurately give you that number even without phone service allowing you to

pinpoint yourself on the map. For basic understanding of your approximate location and being able to tell emergency services where you are, this is all you'll need to know.

# TESTED TO DESTRUCTION

## Victron Orion TR Smart DC DC charger

For those of us that have a smart alternator and still use AGM deep cycle batteries I may have found the perfect charger.

For some time now I have been having trouble with my Projectra charger not starting to charge my second battery occasionally. due to the lowest voltage output from my smart (matter of opinion) alternator being on the threshold of the minimum start voltage of the charger. I never had a problem with it charging while towing the caravan which I attribute to the fridge and BMS in the caravan draw enough current to keep the alternator output high enough to start the charging.

After a lot of research I found the Victron TR Smart charger. The charge cutoff is under 10 volts so it should be perfect for my alternator minimum voltage of 11.6 volts. So far I haven't used the Patrol enough to give it some real world tests so anyone who is interested can contact me after the MundAI track camping trip to find out how it went.

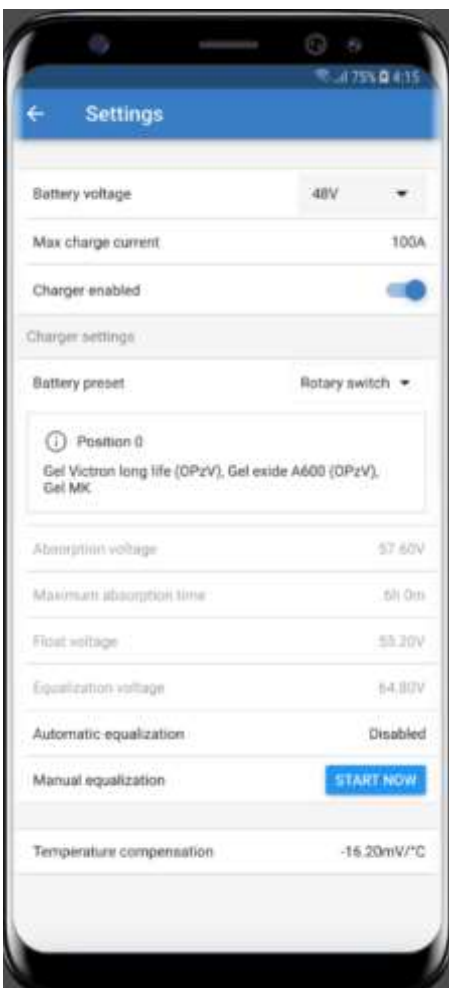
This model is not suitable for lithium batteries and has no solar input but there are other Victron units with these features.

Good things:

- Low cutout voltage
- Easy wiring
- Manual charge starting override
- Vehicle running detection / automatic charge starting
- App for settings and monitoring

Not so good things:

- No solar input
- Not suitable for Lithium





# OUTSIDE THE SQUARE

I wrote about the Victron DC DC charger I bought in the Tested to Destruction section, the next thing was to mount and wire it somehow. I took inspiration from the lithium power case Gary made that he showed us in a demonstration at a club meeting last year. I would have liked to make it all in one case like his but my AGM battery is rather large and heavy and I couldn't find any suitable cases. I then decided the battery can sit on it's own and I could mount everything else in a case and connect the battery via Anderson connectors.


So the plan was to source a suitable box / case, mount the charger fuses and plugs in it and run large cables to the battery and from the 50 amp Anderson connectors I already have under the dash. Everything can then sit behind the front seats.

I found a small toolbox at Bunnings about the right size, a few surface mount plug assemblies and fuses from Supercheap plus some odds and ends and 6 mm<sup>2</sup> cable (equates to 9 AWG) I had lying around.

Although the maximum I expect to draw is 30 amps I am the master of overkill and double-upped the 6 mm<sup>2</sup> cable for the leads from the under dash Anderson connectors and to the battery giving me over 100 Amp capacity (really a single 6 mm<sup>2</sup> would have been ample). Before you scream out that 50 amp Andersons are the limiting factor you have to remember the 50 amp rating applies to disconnecting and connecting the plugs under load and the current carrying capacity is much higher.

I drilled some ventilation holes in the lid over the charger and everything mounted nicely in the toolbox with nough room for a couple of leads to be stored.

Brisey



# ENLIGHTENING ELUCIDATIONS

From Hema Maps

## How to Clean your 4WD after a Beach Trip?

Featuring insights on how to save time and money from expert Dave Darmody (from Australian Offroad Academy). Hint: salt water is not your car's friend!



*Rous Battery, Moreton Island*

Thoroughly cleaning your vehicle and gear should be an essential part of any offroad trip to the beach, says Dave Darmody from Australian Offroad Academy. A bit of extra care can go a long way.

We all enjoy getting our vehicles sandy in our quest to visit special places, but over the years I've learned some tricks to save time and money when it comes to the post-trip clean. So, the next time you're ready for a beach trip, you'll be set to go.





*Fowlers Bay 4WD in sand dunes*

**Open one door at a time on or around the beach.** When we pull up for a swim, or arrive back at our campsite, I demand a little bit of patience from my passengers. Only allowing one person out at a time prevents the 4WD from becoming a wind tunnel, reducing the amount of salty, sandy air inside (and on the inside of the windscreen) that needs to be cleaned out later. This also ensures that the little bits of rubbish accrued inside the 4WD during the day don't blow out before they can be collected and disposed of properly.

**Windows up on the beach as often as possible.** I've spent plenty of time in topless Suzukis and Jeeps (and even Defender 130s) on the beach and it's great fun. But as I've gotten older and as vehicles have become more complicated, it occurs to me that there really is no place inside the car for warm, moist, salty air.

**Beach creeks are for crossing and swimming, not for under-body washes.** Not only is it an ineffective method of cleaning an area that needs a lot of attention, but many a four-wheel driver has found that the fast-moving water of the running creek has eroded the sand from under the tyres and left them rapidly sinking. There are a few famous photos from Eli Creek of just that happening.

It's a good idea to give your vehicle an under-body wash before heading home, but it's even more important to do **an extended clean** once you get there. After driving on the beach, what your under-body needs is a good wash out with lots of water (not necessarily high pressure water, the garden hose will do, although a pressure washer works brilliantly) to dislodge any salt and sand in all of the nooks and crannies, otherwise rust will come calling sooner rather than later. These kinds of detailed cleans are also an excellent opportunity to have a look around under your 4WD and get a better understanding of what's there. Remember to clean your wheel arches/wells, chassis rails, bash plates and roof racks — these can be often overlooked but they're just as susceptible to rusting as the rest of your vehicle.

**Check the state of all your gear upon returning home.** Everything wears out, but you can extend the life of your camping or [recovery gear](#) by checking and tending to it before you pack it away again. After giving your gear a good rinse with fresh water, ensure it's all dry and without any worrying damage, and if anything needs replacing, better to know about it and do it early, as opposed to finding out the day before or while you're on the next trip.



*Mt Tempest Moreton Island*

Following the above suggestions (in conjunction with proper vehicle maintenance) will ensure your 4WD stays newer for longer, and most importantly, is up for the task of your next beach driving trip.



# 2021-Lithium battery buyer's guide

MARTY LEDWICH

01/07/2021

1 COMMENT

**7 MINUTE READ**



**Want fresh food, cold beer, camp lights and charged camera batteries? You need to check out our Lithium Battery Buyer's Guide for the latest in lightweight power.**

There is no arguing the surge in popularity of lithium batteries over the past few years. When it comes to powering 12V accessories, lithium has been at the forefront of more than a few conversations I have had with mates and punters alike, especially when discussing decent bang-for-buck upgrades.

This surge in lithium battery popularity has come about for several reasons. These include the power density lithium can store; the weight saving over lead-acid batteries; lithium's usable capacity; the longevity of the cells; the typical number of cycles able to be drawn from the battery; and the different form factors (think conventional shape or slimline) that a lithium battery can take.

While a lithium battery is certainly more expensive to purchase, you will find that it will have a far longer life than its lead-acid equivalent. So, it's more of an investment, that can be transferred from vehicle to vehicle when you change-over your 4X4.

This has led to the creation of this lithium battery buyer's guide, in which we examine the different products on the market, arm you with the information you need to be able to decipher battery tech sheets, and help you to gain a greater understanding of what this battery technology is all about and which one specifically will suit your needs, and what you should avoid.



**THESE DCS LITHIUM BATTERIES ARE SUITABLE FOR ENGINE BAY MOUNTING AND CAN BE USED AS STARTER AND AUXILIARY BATTERIES.**

## Understanding the specs

Understanding the specs is critical, so you can choose the right battery that will do everything you need it to do. And no, you don't necessarily need the biggest, angriest packed-with-everything battery you can get your hands on. A mid-spec battery might suit you perfectly, and you might be able to get a better brand or save a few dollars on the way. So, let's look at what everything means.

## Usable capacity

To keep things simple, in this Buyer's Guide we're only looking at 100Ah batteries. In other words, we're comparing apples with different flavour apples, not apples and dragon fruit. Also, it's worth noting that lithium-based batteries have a much greater usable capacity than their older-school lead-acid counterparts. Whereas an AGM/Gel deep cycle battery has a usable capacity of around 50 per cent (for decent brand batteries), decent lithium batteries will have around 90-95 per cent usable capacity.

But don't always believe what is on the sticker. Some batteries will claim a capacity of 100Ah, but the 'useable' capacity will in fact be much less (e.g., 85Ah). While others will understate their capacity, and badge their 110Ah battery 100Ah, as that is the useable component. The more expensive brands tend to do this.

## Maximum Discharge Current

This relates to how hard you can drain the battery. For example, your 12-volt fridge will draw about five amps maximum when it's running; a 1200W inverter will draw around 100 amps at full tilt, and your winch will draw 550-600 amps when working. So, if you're not running a coffee machine, washing machine, portable aircon and an induction cooktop (yes, some people are!), then anything with more than a 50A draw will probably do you. You'll only need to look at high-draw options (or running multiple batteries in parallel) if you really need to draw a lot of juice.

## Cell design

Cell design has changed over the years. Older lithium batteries are made with 18650 style cylindrical cells that resemble AA batteries but are a bit thicker and longer. These cylindrical batteries are connected to create battery banks of 12.8V and 100Ah, and are held together with either plastic frames or, in the case of some cheaper ones, are just glued together.



CYLINDRICAL CELLS



PRISMATIC CELL



POUCH CELL

Nowadays, nearly all lithium batteries feature a 'prismatic' style cell arrangement, with four prismatic-shaped (rectangle-box shape) cells at 3.2V and 100Ah each, connected in series to give the nominal 12.8V we need to power our equipment.

Prismatic cells are more stable and can take more of a beating than the old-style cylindrical cells and are therefore better suited to automotive use.

## Maximum charge current

Like maximum discharge current, most lithium batteries will have a maximum charge current listed. The rule of thumb here is the lower the number, the longer the battery will last, however some batteries on the



market claim to be able to be charged at upwards of 100 amps. Take that number with a grain of salt.

## Cycle count

This is where the numbers get rather interesting. Simply put, the number of cycles the battery can undertake means the number of times it can be discharged and then recharged before it reaches the end of its useable life. For example, say you discharge your battery with the fridge and LED lights overnight, then recharge it the next day, that's one cycle – the only difference here is the depth of discharge.

The average lithium battery is good for around 2000 cycles at 80 per cent Depth of Discharge (DoD). We'll talk about DoD just below, and we'll get back to that 2000 cycles when we talk about warranty.

## Depth of Discharge

Depth of Discharge refers to how far you discharge the battery. For example, if you use 50 amp-hours (Ah) of a 100Ah battery, you've discharged it to 50 per cent Depth of Discharge (50% DoD). If you use, say, 80Ah of your 100Ah battery, you've discharged to 80% DoD.

Where this is important is for the longevity of the battery over time. For example, if a battery has an 80% DoD rating of 2000 cycles, that means if you discharge it 80% every day, that battery should last for 2000 days (5.48 years) before it dies. It should be noted that the same battery might have a 50% DoD rating of 5000 cycles, so if you only discharge it to 50 per cent once per day, you should get around 5000 days (13.7 years) out of it.

The above examples are quite simplistic, and it should be noted that on some days you may run the batteries through several cycles when running inverters for coffee machines or cookers, or fans or lights, while on other days you may not cycle the battery at all.



LITHIUM BATTERIES SUCH AS THIS SLIMLINE UNIT FROM BAINTECH COME IN DIFFERENT SHAPES AND SIZES, SO CAN BE FITTED IN MANY PLACES.

## What to look for in a battery

One of the first things to look for is assembled in Australia, or at least developed in Australia. Nearly all lithium cells are made in China – there's no getting around that – but if the cells and Battery Management Systems (BMS) are designed and assembled into batteries here in Australia, chances are the quality control is going to be better. That's not a hard rule though. There are some batteries completely made in China that are decent, and the price usually has a lot to do with it.

The next thing to look at is weight. A 100Ah lithium battery should weigh around 11-12kg. Anything less than that and you'd have to question the amount of lithium (therefore amp hour rating) for that battery. Let's face it, it's cheaper to print a sticker that over-states the capacity than to load it up with expensive lithium!

A well-known brand is the next thing you'll want to look for. There are plenty of folks importing lithium batteries and running fly-by-night operations. If you're going to fork out your hard-earned on a lithium battery, you need to make sure the manufacturer/distributor will be around tomorrow, or next year, to help you out if you have any issues or questions.

Finally, make sure the battery you choose is covered by a decent warranty. With lithium batteries, a five-year warranty shouldn't be beyond expectations. With decent batteries providing 80% DoD lifespans of 2000 cycles, they should last you at least five-and-a-half years, so the warranty should be up around that. But make sure you still refer to the previous point; there's no use in having a 20-year warranty if the company packs up shop after six months.

# THE EPICUREAN

From Pat Callinan Mr 4x4

## **ADVICE**

## **Lazy Gourmet: Brekky Burritos**



We're forever looking at just dinner recipes for you on the road, and seem to forget the most important meal of the day; breakfast! So we thought it time to light a fire in your belly with these spicy brekky burritos. They're a tastier alternative to plain old eggs and bacon, they're filling, and they're a good way to use up any leftover snags from the night before – a rare event I know, but it's been known to happen. It's a versatile recipe, and you can combine pretty much whatever meat and vegetables you've got with you. The best part? You don't even need a knife and fork to eat them.

## **INGREDIENTS**

- 1 red onion, diced
- 8 bacon rashers, diced
- 2 cooked sausages, chopped into small pieces
- 4 medium-sized potatoes, thinly sliced
- 1 green capsicum, diced
- 3 garlic cloves, minced
- 8 eggs, whisked
- 3 cups grated cheddar cheese
- A punnet of cherry tomatoes, quartered
- 2 tbsps butter
- A few glugs of olive oil
- 1 packet of tortillas
- Foil for wrapping burritos
- Salt & pepper to taste
- Parsley or coriander to garnish
- \*Use spices depending on your taste. I used 1 tsp. of chilli powder and 1 tsp. paprika which gave it a pretty good kick.



**METHOD** Pour a decent glug of olive oil into a hot skillet and fry the diced onion and bacon until cooked

- Add sliced potato and some butter, cook until it potatoes start to soften
- Throw in cooked sausage, diced capsicum and spices
- When the potato is starting to crisps and capsicum is cooked, add minced garlic and cook for 2 minutes
- Pour whisked eggs over ingredients and stir through until cooked
- Layout tortillas and spoon out cooked ingredients evenly into a row. Top with cheese, chopped tomato and parsley
- Wrap tortilla tightly and wrap each burrito in foil

Throw burritos onto hot coals for 5 mins, turning occasionally to crisp up each side of the tortilla

**Tip.** No tortillas? Turn this meal into a Mountain Man Breakfast. Pour the scrambled eggs over the other cooked ingredients, top with grated cheese and leave to cook through. Dish up some hefty slices and tuck in.

**Tip.** Make a big batch of burritos in advance to save yourself some time when you're on your trip. Allow the cooked ingredients to cool to room temperature, wrap in tortillas and then wrap each burrito in foil before freezing them. To reheat, throw the foil-wrapped burritos into the coals or onto your camp stove, flipping them a few times so the tortilla doesn't burn. After about five minutes, they should be ready to eat! To reheat in a microwave, remove foil and keep wrapped in a paper towel for 3 minutes, and then heat until crispy in an oven set to 220°.



# EATERY EVALUATION

Suggested by	Recommended Venues	Meal detail
Mark Skeels	King Road Brewery Boston Brewery in Denmark Gage Roads in A Shed Kakka Alley in Jurien Bay Long Neck near the Causeway Running With Thieves at South Beach	<a href="https://kingroadbrewery.com/">https://kingroadbrewery.com/</a>
Brisey	Lakeside Deli Mandurah Road	Ham and salad rolls Works Burgers
Donna Light	Betty's Burgers Mandurah Terrace, Mandurah	Smallish burgers but taste great

Suggested by	Disappointing Venues	Meal detail

ADDED VALUE

# Perth Patios & Home Improvements

A division of MCI Building Company



## Your home improvement experts

PATIOS | CARPORTS | GRANNY FLATS & HOME ADDITIONS

Contact Ian Screech  
0428 616 592  
94906964

Registered Builder No 102511  
[www.pphi.com.au](http://www.pphi.com.au)



Colorbond®

# READERS MART

For sale \$150.00

Projecta 3 stage DC / Solar DCDC battery charger


- Suitable for most smart alternators
- 25Amp charging output
- Suitable for a range of battery types BUT NOT LITHIUM

I have just replaced this with a Victron DCDC battery charger because this unit sometimes wont start charging due to my alternator voltage dropping too low sometimes when there is little load. I have monitored my voltage as low as 11.5 volts. It always charges when I have the caravan fridge and headlights on causing the alternator voltage to rise over the threshold.

Manual is here:

<https://www.projecta.com.au/ts1649203692/attachments/ProductAttachmentGroup/1/IDC25+Instruction+Manual+12.03.20.pdf>

Brisey





# IT'S NOT FAR ON THE MAP, SEE

From RV Daily Magazine

## TRAVEL

### Five Australian meteorite craters you can actually visit

RV DAILY  
30/09/2020



**More than just big holes in the ground, Australia's meteorite impact craters are the visually stunning remnants of our continent's violent past. We tell you why you should go and visit them.**

Throughout its 4.5 billion year history, Earth has experienced countless meteoric impacts but thanks to the volatile nature of the surface, the evidence of these impacts has largely been eroded away. Fortunately, a few remain visible on the surface and a handful of them are located across Australia. Here we identify five impact craters that you can visit on your travels around the country, but be warned, they are in some very remote locations.

## Wolfe Creek

This would arguably be the most widely known impact crater in Australia after being made famous (perhaps infamous) by the movie of the same name. Unfortunately, the frightening film has resulted in many travellers avoiding the area for fear of being abducted by a deranged psychopath. It's a pity, as those who don't visit this place are missing out on experiencing something quite spectacular. Located about 150km south of Halls Creek on the Tanami Road, the Wolfe Creek crater is 870 metres in diameter and very well defined with an outer rim 60 metres in height. Both the rim and the crater basin are accessible by reasonably easy walking tracks. The nearby campground is excellent given its remote desert location. It's free to use and toilets are available. Be mindful that access is via dirt roads so conditions can vary and, at times, a 4WD may be required.



## STANDING ON THE EDGE OF THE WOLFE CREEK CRATER

### Henbury Impact Site

Located about 5km off the Stuart Highway on the Ernest Giles Road, about 145km south-west of Alice Springs, the Henbury impact site is unique in that it contains around 13 craters in very close proximity to each other. Formed around four thousand years ago when a large meteorite broke up into several fragments during its descent to Earth. The relatively recent (in cosmological terms) nature of the impact means it was likely observed by the local Aboriginal population. The result is an almost alien landscape like no other. The craters range in size from seven metres to 180 metres with depths up to 15 metres. The circular shape of many of the craters is clearly visible from the rims. The conservation park has a small campground nearby which costs a modest fee of \$3.30 per person per night or \$7.70 for a family. Ernest Giles Road is generally a good dirt road, however, there can be some corrugations, so take care if you're towing a caravan.





## ONE OF THE LARGER CRATERS AT HENBURY

### **Gosses Bluff**

The result of a colossal impact with a comet 600 metres wide that occurred approximately 142 million years ago, Gosses Bluff is a massive meteor crater located 175km west of Alice Springs. The visible remnant is 5km in diameter and the rim rises 180 metres above the ground. It's huge by any standard and, when viewed from a distance, looms on the landscape like an out-of-place mountain range. Access to the



## VIEW OF GOSSES BLUFF FROM NAMATJIRA DRIVE



### Boxhole Crater

Getting to Boxhole crater can be a bit of a challenge, not because it is difficult to access, rather, it is something of a local secret. It's not widely advertised nor is it well signposted. Travel north from Alice Springs along the Stuart Highway and turn right onto the Plenty Highway. Drive for another 166km and turn left onto the Binns 4WD Track and drive for a further 39km. That should put you in the general vicinity of the crater. At 170 metres in diameter, it's not a big crater but it was created in cosmologically recent times so it is reasonably well defined. There are no camping facilities in the immediate area however, there are excellent facilities at Hale River Homestead, including hot showers at Old Ambalindum.



BOXHOLE CRATER IS SOMETHING OF A LOCAL SECRET



GETTING TO VEEVERS CRATER CAN BE A REAL CHALLENGE

## Veevers Crater

This one is for the truly adventurous travellers among us as it is extremely remote and it can be very difficult to get to. Veevers Crater is located in the middle of the vast Western Australian plains between the Great Sandy Desert and the Gibson Desert. The town of Kintore, 410km away, is the nearest populated centre. Access to Veevers is via the Gary Highway, 260km of dirt roads running off the Gunbarrel Highway. This is strictly 4WD territory. Before you decide to go there, you should know Veevers is the smallest of the craters mentioned here at just 75 metres in diameter and the rim raises just 1.5 metres above the ground. That said, it is regarded as one of the best-preserved small craters on Earth with an almost perfect bowl shape topology and a central basin that sinks seven metres below the crest of the rim. Visually, it's quite spectacular.

## TIPS FOR REMOTE-AREA TRAVEL



### DO NOT IGNORE THIS SIGN WHEN TRAVELLING THE OUTBACK

If you are considering travelling to any of these locations, you must:

Have a well prepared and maintained vehicle that has been modified or purpose-built for remote-area travel.

4WDs with high ground clearance are strongly recommended.

Carry sufficient water and food with reserves in case of a breakdown.

Drink water at regular intervals to maintain your hydration.

Carry sufficient fuel for the return journey with reserves. Driving on dirt or sand will dramatically increase your vehicle's fuel consumption.

Carry sufficient spare parts for your vehicle. Tyre repair kit, filters, fan belts, fuses, radiator hoses, wire ties, gaffer tape, hose clamps, jumper leads, dual batteries, etc.

Carry a comprehensive first aid kit suitable for remote-area travel.

Carry suitable vehicle recovery equipment at all times. Snatch strap, chains, shackles, shovel, two jacks and a comprehensive tool kit.

Always ensure someone is aware of your travel intentions. Family, local police, etc. Make them aware of your itinerary.

Always carry some form of emergency communications. Satellite phone or EPIRB are strongly recommended. HF radio may also be sufficient. UHF radios are not suitable for long-distance communications.

In the event of a breakdown or other emergency event, NEVER LEAVE YOUR VEHICLE.

Travel at speeds appropriate to the conditions.

Avoid driving at night or in wet weather.

Do not camp in waterways as flash flooding can occur without warning.

Do not rely on GPS mapping. Carry sufficient, up-to-date paper maps of the area you intend to travel.



# TRIPPING OUT

Australia Day Northcliffe


















































## Know before you go with Main Roads Travel Map.

**PLAN YOUR TRIP TO AVOID DELAYS.**

Travel map contains live, up to date information on road conditions, closures and other incidents that may impact road use. Main Roads provides this information through its wide network of information sources and local reports to provide the most accurate and informative data possible.



138 138  
enquiries@mainroads.wa.gov.au  
www.mainroads.wa.gov.au



**mainroads**  
WESTERN AUSTRALIA



# 2024 HOLIDAY DATES

## 2024 WA SCHOOL HOLIDAYS AND TERM DATES

Period	Start	Finish	Length
Term 1	Wednesday, 31 January 2024	Thursday, 28 March 2024	8 Weeks
School Holidays	Friday, 29 March 2024	Sunday, 14 April 2024	
Term 2	Monday, 15 April 2024	Friday, 28 June 2024	11 Weeks
School Holidays	Saturday, 29 June 2024	Sunday, 14 July 2024	
Term 3	Monday, 15 July 2024	Friday, 20 September 2024	10 Weeks
School Holidays	Saturday, 21 September 2024	Sunday, 6 October 2024	
Term 4	Monday, 7 October 2024	Thursday, 12 December 2024	10 Weeks
School Holidays	Friday, 13 December 2024	Tuesday, 4 February 2025	

### Public holidays in Western Australia - 2024 to 2026

	2024	2025	2026
New Year's Day	Monday 1 January	Wednesday 1 January	Thursday 1 January
Australia Day	Friday 26 January	Monday 27 January	Monday 26 January
Labour Day	Monday 4 March	Monday 3 March	Monday 2 March
Good Friday	Friday 29 March	Friday 18 April	Friday 3 April
Easter Sunday	Sunday 31 March *	Sunday 20 April *	Sunday 5 April *
Easter Monday	Monday 1 April	Monday 21 April	Monday 6 April
Anzac Day	Thursday 25 April	Friday 25 April	Saturday 25 April & Monday 27 April
Western Australia Day	Monday 3 June	Monday 2 June	Monday 1 June
King's Birthday #	Monday 23 September	Monday 29 September	Monday 28 September
Christmas Day	Wednesday 25 December	Thursday 25 December	Friday 25 December
Boxing Day	Thursday 26 December	Friday 26 December	Saturday 26 December & Monday 28 December





**01 23-25 FEB**  
**BATHURST 500**  
 MOUNT PANORAMA, NSW

**02 21-24 MAR**  
**MELBOURNE SUPERSPRINT**  
 FORMULA 1® ROLEX AUSTRALIAN GRAND PRIX  
 ALBERT PARK, VIC

**03 19-21 APR**  
**ITM TAUPŌ SUPER400**  
 TAUPŌ INTERNATIONAL MOTORSPORT PARK, NZ

**04 17-19 MAY**  
**PERTH SUPERSPRINT**  
 CARCO.COM.AU RACEWAY, NEERABUP, WA

**05 14-16 JUN**  
**BETR DARWIN TRIPLE CROWN**  
 HIDDEN VALLEY RACEWAY, NT

**06 5-7 JUL**  
**NTI TOWNSVILLE 500**  
 RED PARK STREET CIRCUIT, QLD

**07 19-21 JUL**  
**BEAUREPAIRES SYDNEY SUPERNIGHT**  
 SYDNEY MOTORSPORT PARK, NSW

**08 16-18 AUG**  
**NED WHISKY TASMANIA SUPERSPRINT**  
 SYMMONS PLAINS RACEWAY, TAS

**09 20-22 SEP**  
**PENRITE OIL SANDOWN 500**  
 SANDOWN RACEWAY, VIC

**10 10-13 OCT**  
**REPCO BATHURST 1000**  
 MOUNT PANORAMA, NSW

**11 25-27 OCT**  
**BOOST MOBILE GOLD COAST 500**  
 SURFERS PARADISE STREET CIRCUIT, QLD

**12 14-17 NOV**  
**VAILO ADELAIDE 500**  
 ADELAIDE STREET CIRCUIT, SA

Event formats and dates are subject to change. Correct at the time of release 11/1/23.  
 Go to Supercars.com for the latest version.





MAR 21, 2024 AT 7 AM – MAR 24, 2024 AT 3 PM UTC+08

**Perth Caravan & Camping Show 2024 (Official Event)**

Claremont Showground



## MundAI Track part Two March Long Weekend 2—4 March 2024

Preceding the MundAI Track Part One this trip will be the first part of the Mundal track. Part 1 of the track will be held soon.

This will be a swag / tent trip as only some of the nearby campsites are big enough for camper trailers and seeing as it is a long weekend we can't guarantee to get into one of them.

### Details

Meet:

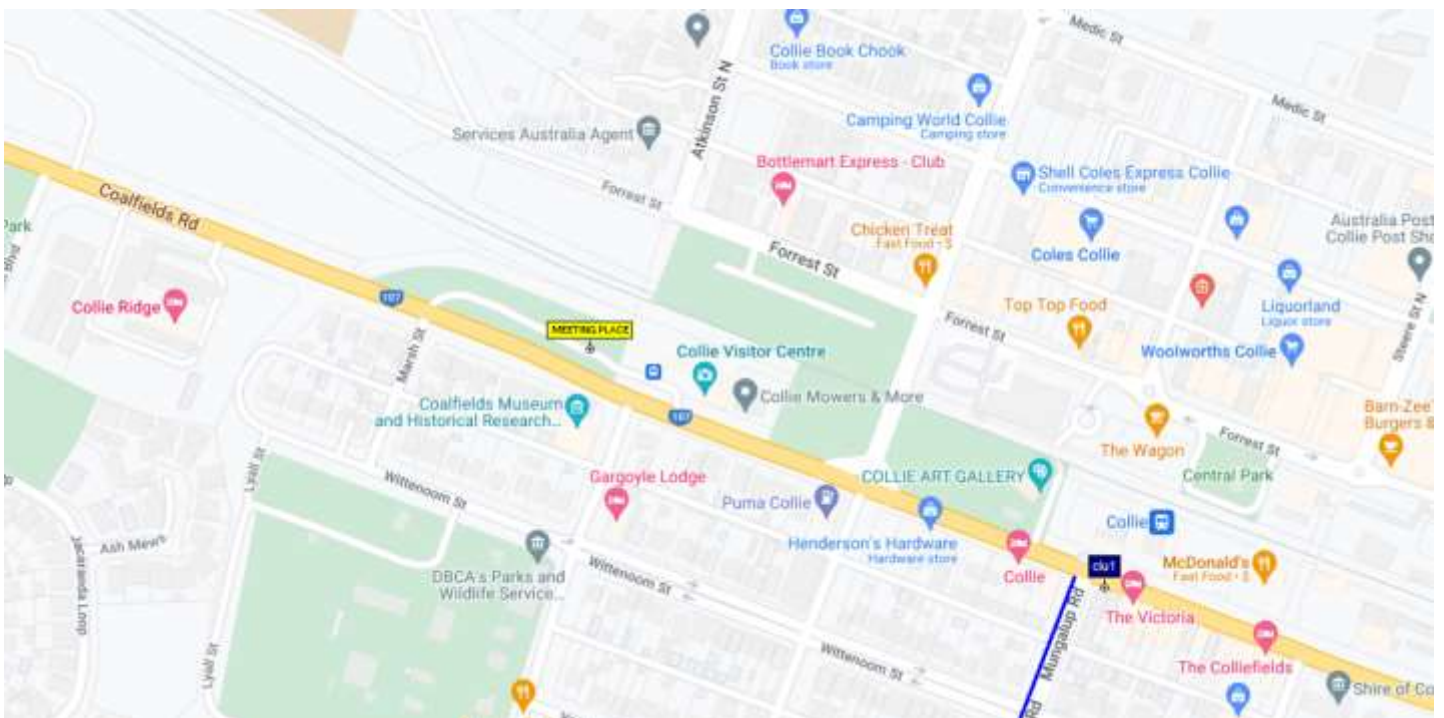
9.00 am Saturday March 2nd at the carpark next to the Collie Visitors centre, see map below (approx 2 hours from Rockingham)

Bring:

- Food
- Drinks
- Snacks
- Fuel for 400 Km
- Camping gear (tent / swag)
- Cash for camping fees
- Basic recovery gear, fire extinguisher and first aid kit (as per the club minimum requirements list)

What to expect:

- There will be limited opportunities to buy fuel, food and drinks so cater for the whole 3 days if possible.
  - A mix of real roads and mostly good to reasonable to corrugated gravel roads.
  - A couple of river crossings
  - Camping on Saturday night will be at Rocky Gully Rest Area, public toilets are located there. Across the road the general store and fuel should be open by 8.30. (we will visit them before starting out on Sunday.
- <https://www.rockygullystore.com/>
- Camping on Sunday night will be either Torbay Inlet Rd campsite (free camping), Cosy Corner (free camping) or Shelley Beach campsite (fee required) depending on availability. All campsites here have toilets



PEEL 4X4 CLUB  
KOORDA DRIVE-IN  
05-07 APRIL 2024

This trip is a social trip that involves some driving and camping.

The plan is to head to Koorda for their Saturday night (06April) drive-in show.

The plan is to meet up in Toodyay (at the Coca Cola Café) and depart around 1400wst for Koorda. Stay Friday and Saturday nights at Koorda Caravan Park and head home (or wherever you wish) on Sunday.

I will be departing Koorda incredibly early Sunday to get to the Max Pinjarra Car Show around 1000wst.

The trip involves sealed and maintained Hwys and dirt roads.

There are limited food supplies available in Koorda though the IGA does a reasonable coffee and the pub does a nice meal. There is food available at the Koorda Drive-in.

Warnbro to Koorda is 290kms.

The Koorda CP has powered and unpowered sites...if you want/need power you need to book in advance via the Shire...for unpowered just roll up and pay cash in the honesty box.

There are also units available in the town with all bookings made via the Shire.

Depending on stuff there may be an opportunity to have a little drive around on the Saturday...maybe.

Please SMS if you think you need further info.

Mark SKEELS

0429108389





PEEL 4X4 CLUB  
KALGNET and MAGENEW TRAKS  
15-30 SEPTEMBER 2024

This trip is planned to travel along the Kalgnet and Magenew Traks. These are two of the five “Traks” which make up the South West Australia Way. This 4wd touring route was set-up by the WA 4WD Association in 2019.

The plan is to commence Sun15Sept in Kalgoorlie and be home Mon30Sept.

NOTE - These dates and the route are subject to change for any reason which may include weather and anything else you can think/dream of.

**NOTE - The trip will commence on departure @ 1500hrs from Kalgoorlie.** (Warnbro – Kal 600kms)

The trip involves sealed and maintained Hwys and dirt roads as well as unmaintained roads and tracks that will be overgrown (scratches) and rough...including many washouts and corrugations.

The weather will play a major part in the road/track conditions.

There will be limited opportunity to shop for food etc after Kalgoorlie. You need to be as self-sufficient as possible though is limited food available at Leonora and Mount Magnet. You need to make sure you have plenty of water as potable water sources will also be very limited. If you intend to purchase alcohol, be aware that there are some strange rules re what/how much you can purchase and some weird opening hours.

Your 4wd will require a sandflag and a fire extinguisher...and it is a good idea to always have a pair of welding gloves in your 4wd anyway. It would be good to have a couple of 1L spray bottles filled with water handy.

You will need a fuel range of at least 800kms. Fuel available at Kalgoorlie, Leonora, Mount Magnet, Yalgoo, Mingenew and at various places between Mingenew and home. Please be aware that some places may require cash and others a credit card to operate the pump.

Recovery equipment suitable for sandy/mud track travel to be carried as well as Maxtrax (or similar) + a long handle shovel

Puncture repair kit to be carried. There should be 1 x UHF handset available for each person in the vehicle as there will be a lot of opportunity to go walking during this trip and in this type of country it is easy to get misplaced.



Food...I will have a BBQ plate for...BBQs. We will have a couple of nights in the same place during this trip so if you wish to do the camp oven thing you are welcome to do so. If possible, please bring a bag of wood to share out for the first couple of nights.

Clothing...whatever you want but try and be fashionable. There will also be the opportunity for walking and exploring so please make sure you have decent shoes (steel cap boots are better) and appropriate clothing. It would be wise to have at least one piece of HiViz clothing to put over whatever you will be wearing...makes it easier for the helicopter to spot you.

NOTE...there is nowhere to wash clothes between leaving home and arriving back home at the end of the trip.

Weather...

For this trip expect hot, warm, cool, cold, cloudy, sunny, windy, calm, dry and wet...if it does rain and flood then all bets are off and we will likely be exiting by the quickest route.

There's a chance that the nights will be cold (freezing...) so make sure you have warm and cosy sleeping stuff.

Timings...the aim will be to have camp set up and enjoying a beer (or whatever) at least 90mins before sunset. That's the aim. There will be a couple of days where some reasonable distances may need to be travelled and a couple of nights in the same place. Solars, nuclear fusion, angels' tears, unicorn farts or whatever you need to keep your batteries topped up when not moving will be required.

One thing that may be a factor in packing up our camp each morning is how wet everything will get from the dew and condensation...it may take a while to dry.

Please SMS if you think you need further info.

There is a limit of 8 vehicles from club members for this trip.

If you wish to download the SWAW waypoints you will find them here... <https://www.wa4wda.com.au/services/>

## 2024 KALGNET and MAGENEW TRAKS TRIP

DAY#	DAY/DATE		O/NIGHT	
1	SU	15SEP	LAKE PERKOLILI	# @
2	M	16	ROWLES LAGOON	
3	T	17	GOONGARRIE STN	
4	W	18	BUSH	
5	TH	19	MALCOLM DAM	
6	F	20	LEONORA CP	\$ # @
7	S	21	BUSH	
8	SU	22	MT ELVIRE	
9	M	23	"	
10	T	24	BUSH	
11	W	25	DALGARANGA	
12	TH	26	"	
13	F	27	MELANGATA	
14	S	28	"	
15	SU	29	KARARA	#
16	M	30	HOME	# @









NOTE     \$ = payment to camp # = fuel available @ = some food may be available









Further information will be available in May 2024 or if you really think you need to know more, please send an SMS to 0429108389.


Mark SKEELS



# TRIP CALENDAR

Trip Name	MundAI Track part two	
Date	2—4 March (long weekend)	
Trip Leader	Brian Tanner	
Trip Rating	Easy—medium	
Trip Name	Captain Fawcett Track Night run	
Date	8 March	
Trip Leader	Dave Knudsen	
Trip Rating	Medium—difficult	
Trip Name	Wagin Woolarama	
Date	8—9 March	
Trip Leader	Information only not a club trip	
Trip Rating	Easy	
Trip Name	Social BBQ @ the Crewes	
Date	16 March	
Trip Leader	Philip and Leah Crewe	
Trip Rating	Boozy	
Trip Name	Perth Caravan and Camping Show	
Date	21—24 March	
Trip Leader	Information only not a club trip	
Trip Rating	Easy	
Trip Name	Black Point/ Lake Jasper	
Date	29 March—1 April (Easter)	
Trip Leader	Steven Power and Gary Mayes	
Trip Rating	Medium	
Trip Name	Perth to Bibungya	
Date	1—14 April	
Trip Leader	Mark Skeels	
Trip Rating	Unsure	
Trip Name	Koorda Drive in	
Date	6 April	
Trip Leader		
Trip Rating	Easy	

Trip Name	Kaarakin Clean Up	
Date	7 April	
Trip Leader		
Trip Rating		
Trip Name	WA4WDA Gathering Whitegum Farm York	
Date	19—21 April	
Trip Leader		
Trip Rating	Medium	
Trip Name	ANZAC Day	
Date	25 April	
Trip Leader	Dave Knudsen	
Trip Rating	Easy	
Trip Name	Captain Fawcett Track and Lennard Track	
Date	12 May	
Trip Leader	Gary Mayes	
Trip Rating	Medium	
Trip Name	Ningham Station	
Date	1—3 June (long weekend)	
Trip Leader	Dave Knudsen	
Trip Rating	Medium	
Trip Name	Fenceline Track Clean Up	
Date	9 June	
Trip Leader	Gary Mayes	
Trip Rating	Medium	
Trip Name	Kaarakin Clean Up	
Date	16 June	
Trip Leader		
Trip Rating		
Trip Name	AGM	
Date	6 <sup>th</sup> July 2024	
Trip Leader		
Trip Rating	Extreme	

Trip Name	Mornington Road (Brunswick)	
Date	7 July	
Trip Leader	Duane Buckenara	
Trip Rating	Medium to difficult	
Trip Name	Fenceline Track	
Date	4 August	
Trip Leader	Gary Mayes	
Trip Rating		
Trip Name	Mystery Day Trip	
Date	25 August	
Trip Leader	Dave Knudsen	
Trip Rating		
Trip Name	Dowerin Field day	
Date	28—29 August	
Trip Leader	Information only not a club trip	
Trip Rating	Easy	
Trip Name	Donneybrook to Nannup	
Date	21—23 September (long weekend)	
Trip Leader	Steven Power	
Trip Rating	Medium	
Trip Name	Grand Final Party	
Date	28 September	
Trip Leader	Dave Knudsen	
Trip Rating	Boozy	
Trip Name	Shark Bay	
Date	13– 19 October	
Trip Leader	Duane Buckenara	
Trip Rating	Medium	
Trip Name	Perth 4WD and Adventure Show	
Date	8—10 November	
Trip Leader	Information only not a club trip	
Trip Rating	Easy	



Trip Name	Koorda Drive In	
Date	16 November	
Trip Leader	Mark Skeels	
Trip Rating	Easy	
Trip Name	Lancellin Sand Dunes	
Date	17 November	
Trip Leader	Dave Knudsen	
Trip Rating	Medium	
Trip Name	Christmas Party	
Date	15 December	
Trip Leader		
Trip Rating	Pressies !!!!	
Trip Name		
Date		
Trip Leader		
Trip Rating		
Trip Name		
Date		
Trip Leader		
Trip Rating		
Trip Name		
Date		
Trip Leader		
Trip Rating		
Trip Name		
Date		
Trip Leader		
Trip Rating		
Trip Name		
Date		
Trip Leader		
Trip Rating		