



Flexible Machine Products Ltd

Trolley Reels

Heavy-Duty Mild Steel — Hose Trolley with Manual Reel Fitted.

Complete with 200 or 400 bar swivel, ideal for use where long length hoses are required. Heavy duty set available with 40 metre, 50 metre and 100 metre reels. Ex-stock.

With pneumatic wheels, fits though standard external door ways.

Size	Description	Part Number
40m	Reel with Bearings & Trolley with Soft Wheels – 200 Bar Swivel	R464120
50m	Reel with Bearings & Trolley with Soft Wheels – 200 Bar Swivel	R465120
40m	Reel with Bearings & Trolley with Soft Wheels – 400 Bar	R464140
50m	Reel with Bearings & Trolley with Soft Wheels – 400 Bar Swivel	R465140
100m	Reel with Bearings & Trolley with Soft Wheels – 400 Bar Swivel	R4610140
50m	Reel with Bearings & Trolley with Soft Wheels – 200 Bar Swivel	R465040

Spare Heavy Duty Mild Steel Swivel

Inlet : 3/8" Female Outlet : 1/2" Female
PTFE Seals
Pressure : WP 400 Bar , Temperature : Max 150°C
Other sizes available on request



Light-Duty Mild Steel — Hose Trolley with Manual Reel Fitted.

A compact trolley with reel mounted on nylon bushes. An ideal way to look after longer hoses. Fitted with pneumatic wheel, Fits though standard external door ways, and come complete with 400 bar swivel. Ex-Stock

Size	Description	Part Number
50m	Reel with Bearings & Trolley with Hard Wheels – 400 Bar Swivel	R485040
100m	Reel with Bearings & Trolley with Hard Wheels – 400 Bar Swivel	R4810140

Spare Stainless Steel 90° M/F Swivel


Pressure 300 Bar
Temperature 100°C
Flow 40 Litres p/min



Size	Description	Part Number
1/2"	S-4 90° Stainless Steel Swivel	R000512



Shown with 50m Reel



Shown with 50m Reel



Flexible Machine Products Ltd

Manual Reels

Atlas — 40MB Mild Steel Black Painted Hose Reel

Holds 40 Metres of Hose. Mounted on Bearings with Drum Lock.
Working Pressure: 200 or 400 Bar

Inlet 3/8" BSP Female- Outlet 3/8" BSP Male

Size	Description	Part Number
40M	Atlas Mild Steel Manual Reel – 200 Bar Swivel	R404020
40M	Atlas Mild Steel Manual Reel – 400 Bar Swivel	R404040




40m With Nylon Bearings

Atlas — 50M Mild Steel Black Painted Hose Reel

Holds 50 Metres of Hose. Mounted on Nylon Bushes. Working Pressure: 200 or 400 bar

Inlet : 3/8" BSP Female – Outlet : 3/8" BSP Male

Size	Description	Part Number
50M	Atlas Mild Steel Manual Reel – 400 Bar Swivel	R405020




50m With Nylon Bearings

Atlas — 100M Mild Steel Black Painted Hose Reel

Holds up to 100 Metres of Hose. Manual Reel Mounted on Bearings with Drum Lock
Working Pressure: 200 or 400 Bar

Inlet 3/8" BSP Female – Outlet 3/8" BSP Male

Size	Description	Part Number
50M	Atlas Mild Steel Manual Reel – 200 Bar Swivel	R405120
50M	Atlas Mild Steel Manual Reel – 400 Bar Swivel	R405140
100M	Atlas Mild Steel Manual Reel – 400 Bar Swivel	R4010140



100m With Nylon Bearings

Spare 400 Bar Heavy Duty Mild Steel Swivel

PTFE Seals. Hard Chrome Shaft or Stainless Steel. Pressure : WP 400 Bar
Temperature : Max 150°C



Size	Description	Part Number
3/8	Heavy Duty Swivel, Male with Inlet - 90°	R000712

Spare 200 Bar Brass Swivel - Cold Use Only

Working Pressure: 200 Bar Max Temperature : 60°C
Recommended for Cold Water Use Only.

Inlet 1/2" BSP Female – Outlet 1/2" BSP Male



Size	Description	Part Number
1/2"	Swivel, Female with Male Inlet - 90°	R000412