



Gateway Gazette

Monthly Newsletter of the St Louis Chapter

Buick Club of America

Volume XL No. 1 January 2021

Director's Letter



Greetings,

Yes folks, it's that time of year again where I recap our accomplishments of the previous year, and review our plans for the New Year.

So..., Like..., Holy Crap, where do I start...???

Needless to say, 2020 did not go as planned. Well, it started okay; the Holiday party at C.J. Muggs and our Annual Oil Spill in March went off without a hitch. Then this Covid-thing raised its ugly head and our world changed. We took it month by month, altering our plans as the rules changed, but in the end, Covid won.

EVENTS: We cancelled most events, switched to outdoor meetings – weather permitting, and for those who dared to wander out of quarantine; we wore masks, practiced social distancing, bathed in sanitizer, and eliminated all physical contact (no handshaking and definitely no hugging).

- We did have our annual club picnic at **Love Park**, and for me, this has always been one of my favorite events, but this year it was just not the same. In the past, we always have a BBQ where the Club provides the meat and everyone brings a shared dish, salad, and

dessert, whatever... This year, due to the Covid-thing, no BBQ, and no shared dishes, and sorry Jeanne, no desserts. Everyone simply brought their food, no sharing, just not the same...

- AND, the real kick in the gut for me was canceling the **Heartland Regional**... ☹️
Thanks to the detailed records and organized spreadsheets Bill Landers kept of all entries, we were able to have refunds in the mail to all entrants within a week. Also, a special thanks to Jack Anderson, for staying in touch, and calling at the right time when I needed support making a difficult decision.
- AND, thanks to the help of Pete Nathan and Bill Landers, and Michelle Cope our rep at the Doubletree by Hilton Hotel, Chesterfield, MO, we were able to revise our contract and reschedule the Heartland Regional to September 08 – 11, 2021

MEMBERS: 2020 was a difficult year for our members.

- First, we learned that **Patrick Bulfin** had a Cardiac Arrest while at work. The good news is, there was an angle near-by who knew what to do, so Pat can share his story with us today.
- We lost long time members, **Herb and Sharon Morris** in August, both were victims of the Coronavirus. Herb was also a past Director of our club.
- Our good buddy **Dave Smith** also passed away in August. His celebration of life included a procession of Buicks and old cars, led by the patriot guard to the Jefferson Barracks National Cemetery, where Dave received full military honors. Dave will be forever remembered for announcing “Play Ball” after **The Pledge of Allegiance** of the United States, to signal the start of our meetings. But most of all, he will be missed as our official greeter, sitting by the front door, greeting everyone who entered with a smile, a handshake, or even a hug.

GENEROUS GIVING: To say we did an excellent job this year, following our tradition of giving and supporting others in need would be a major understatement. With the pandemic, and our attendance running at record lows, we needed to find another way to have successful campaigns for our Food and Toys for Tots drives. This year we provided an option that allowed members to donate by mailing in checks and we would do the shopping. This proved to be a very successful option for both projects.

- Setting the tone for the year, we started by approving a request to donate the Club’s portion of the 50/50 Drawing to Charity.
- It has been a long-standing tradition of the club, to sell snow cones at the annual **Wheels in Motion Car Show**. With the proceeds received, plus a contribution from the club, donated to **The National Children’s Cancer Society**. This year as with last, the Wheels

in Motion Car Show was cancelled. In a continued effort to support The National Children's Cancer Society, the club donated \$250.00 in memory of **Dave Smith**.

- Also in memory of **Dave Smith**, a \$250.00 memorial was made to **Shriners Hospital for Children**.
- **O.A.S.I.S Food Drive:** In addition to the food items brought to the November meeting, we were able to purchase over \$370.00 worth of groceries. With the money received, we focused on “meat” items that the Food Pantry had flagged as items in need: canned hams, tuna, chicken, chili with meat, and beef stew. (*See the thank you letter follows in the Gazette*)
- **Toys for Tots drive:** Well, my friends, our Food Drive was nothing compared to what we accomplished with our annual Toys for Tots drive. We received a total of \$1,100 from 26 members, along with gifts purchased from one member that were donated to a drop-off center. Truly amazing...!!! (*See the thank you letter follows in the Gazette*)
- **Needless to say, I am truly humbled and overwhelmed by your generosity. Thank you...!!!**

MILITARY VETERANS: As you know, November is the month we say “Thank You” to our Veterans. To create an ongoing file to recognize our veterans throughout the year, we created a new Veteran's Registry. The Veteran's Registry will be added to and available on our website, plus will be printed in the November Gazette each year to recognize all club veterans. We also added a request for Veteran's Information, on the Club's Membership Form.

CLUB MEDIA: Our website and gazette both played major roles in communicating with our members this year as we managed through the pandemic and offered registration for the Heartland Regional. Special thanks to Bill Landers, Ted Becker, and Monica Ledwon for all their efforts in keeping us up to date.

- <https://stlouisbuickclub.net/> check it out – plenty of good stuff out there, see old Gazettes, and register for the Heartland Regional
- New this year **Gateway Gazette Index:** Ted Becker created an index of all Gazettes dating back to April 1994. So if you would like to review any member spotlight, club activity, tech article, or special interest story, see Ted.

Now back to *Happy New Year* and *Welcome to 2021*

After 2020, I'm hesitant to start planning much of anything for the New Year. I guess all we can do is, take it week by week, month by month, and see how Covid-2021 plays out.

- Depending on where we stand with our numbers, I hope to see everyone at C. J. Muggs on January 10th.

- If we cannot meet in St. Louis County, I will try to make arrangements for a gathering in St. Charles County.
- Other than that, we will plan all other events and hope for the best.

2021 Heartland Regional Meet, Chesterfield, MO. September 08 – 11, 2021

- Yes folks, we're going to try this one more time...
- Please schedule this on your calendars now, we need all hands on deck.
- Get your registrations in as soon as you can, the earlier the better, **PLEASE...**
- Registration forms are available at the end of the Gazette and online at <https://stlouisbuickclub.net/>

Wishing you and your family the very best and a *NEON BRIGHT* New Year.



And remember, stay warm, stay healthy, wash your hands, wear your masks, and get in line for your Covid vaccination.

All for now...

Enjoy!

Chet



November 28, 2020

Mr. Chester C. Palumbo
St. Louis Gateway Chapter
BUICK CLUB OF AMERICA
3 Callaway Lake Drive
Defiance, MO 63341

Subject: Your Food Donation Valued at \$500+

Thank you for investing in the O.A.S.I.S. Food Pantry mission. On behalf of our Board of Directors, we appreciate your continuing support, which allows us to provide food and hygiene items to those families in need living within St. Charles County. We operate with an all-volunteer staff of devoted individuals from churches and other organizations. There are no paid personnel.

These are unprecedented and challenging times for all of us. We take the health and safety of our volunteers and clients very seriously. As with everyone else, COVID-19 has caused a reevaluation of all our activities and the loss of many of our senior volunteers. Unfortunately, it became necessary to cancel our 14th Annual Golf Tournament, which is our only fundraiser. Less income, combined with the growing food insecurity caused by the loss of jobs, makes your donation much more important to the people we serve.

We are celebrating 30 years of serving our community and supporters like you enable us to continue *making a difference* in St. Charles County. In 2019, we served 5,223 families with a generous variety of food and hygiene items. We also provided an updated *Thrift Store*, a *Summer Children's Food Program*, and a *Christmas Gift Program* for our clients' children.

O.A.S.I.S. is designated as a non-profit 501(c)(3) charity, which means your donation is tax deductible if you itemize. For 2020 taxes under the CARES Act, if you take the standard deduction, you can also deduct up to \$300 of cash donations to qualified charities. This letter is the written disclosure of your donation as required by the IRS. The State of Missouri also has a 50% tax credit for donations to food pantries. If you have any questions, please contact your tax professional. No goods or services were exchanged for this contribution.

With sincere gratitude,

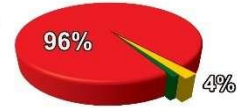
A handwritten signature in cursive script that reads "Mike".

Michael L. Wraspir
Executive Director



Fund Expenditure
96.4 Program to Support Ratio

Program	96.0%
Fundraising	3.4%
Overhead	0.6%



Chester Palumbo,

Thank you for providing hope and joy to America's less fortunate children with your contribution!

DONATION SUMMARY

Transaction Date	Monday, December 14, 2020 11:47 AM EST	
Name	Price	Total
Donation	\$1,100.00	\$1,100.00
Transaction Id	349887242432	

The Marine Toys for Tots Foundation is an IRS recognized 501(C)(3) not-for-profit public charity serving as the fundraising, funding and support organization for the U.S. Marine Corps Reserve Toys for Tots Program. This letter serves as a record of your gifts to our organization for which \$0.00 of reportable goods or services were received in consideration of your contribution. Contributions to the Marine Toys for Tots Program are tax-deductible to the fullest extent of the law. The Foundation's mission is to support the U.S. Marine Corps Reserve Toys for Tots Program by supplementing collections and reducing costs of the local Toys for Tots campaigns and to conduct public education about Toys for Tots that call the general public to action in support of this patriotic community action program.

Yours Sincerely,

Colonel Ted Silvester
USMC (Ret.)

Vice President
Marketing & Development
Marine Toys for Tots Foundation



January Birthdays

Atena Martin
Chris Waltz
Ed Keil
Patricia Panus
Rhonda Ford
Richard Self
Scott Keller
Steve Dodson
Vic Panus
Ed Lanfer
Al Tornabeni



January Anniversaries

Dave & Susan Pohlmann
John & Angie Midkiff



A REGAL STORY

by Monica Ledwon

In 1985, after the restoration of my family's 1950 Buick Special, it was time for my dad to buy a new car. I had joined the Gateway Chapter in 1981, and my dad experienced the camaraderie of the club's people and events along with their assistance in many part hunts for the Buick's Fireball straight-eight. So, it was an easy decision that the daily driver, a 1969 Nova, would be replaced by another Buick.

Since I had to work the Saturday he decided to shop at Ackerman Buick, I called later in the day to get an update. A Le Sabre had been in contention. But due to my mom's protests over the sheer girth of the Le Sabre, the smart, sporty Regal Ltd 2 door won out in deep black cherry maroon. My dad was proud of his first luxury car with matching landau top, wire wheel hubs and plush interior. He was less than impressed, though, with the Regal's matchbox size hood ornament. Ordering the more elegant Le Sabre's tri shield emblem from Ackerman parts, he soon switched them out.

As time went on my dad passed away, mom became debilitated with arthritis and needed to move to a care facility in 2001. So, her cool grocery getter Regal went to live with me in my marital home without a garage space for over two years. The '50 had the third bay. The beautiful black cherry paint cancered and the body came down with multiple cases of rust-itis.



I commuted back and forth to the

library for several years with the Regal and even bought a dedicated set of snow tires/wheels for inclement weather. She was an outdoor car until the '50 was sold to a Texan in 2004.

Then, a couple of years later my lifestyle suddenly changed to single status. I fortuitously found an oversize two car garage villa one mile away from the library. The Regal came with me and shared the space with my '89 Mark VII in 2006.

Now I could focus on refurbishing the Regal to her original shine. Our dear departed member, John, Pegg, recommended a body man who worked at Bill's Truck Repair in Maryland Heights. Darryl Riesenhooven had knocked himself out doing a spectacular paint job on John's Electra 225. Perfection is Darryl's modus operandi. He patched and sanded the Regal's rust spots,

found the exact color match and even redid the original pinstriping.



The only rust left was on the rear bumper which were two holes that your fingers could fit through. No re-chroming could solve this age problem. So, I thought to myself, I can do this. I trolled Ebay and other parts sites on quiet nights working part time at Suntrup BMW's front desk. I found an Ebay listing in Connecticut that said NOS '84 Buick Regal Bumper, good condition with mild pitting. Studying the photos and bolt pattern I contemplated my chrome quarry a day or so. Then one morning, getting up to go to work at the dealership, I pressed BUY. A week later a large rectangular U-Box package arrived on my front porch.

I drug it through my living room into the garage and tore up a corner of the cardboard to see a glistening curve of a bumper. Then I began figuring out the logistics of getting the bumper to Darryl's shop for the install. My '99 Avalon was the transport vehicle. I called my compadre, cousin Cyn, over to help. We rolled the passenger seat to almost flat and carefully guided the bumper at an angle on to the rear window deck and set its end on the passenger door armrest. Delivery took only ten minutes.

Darryl, as usual, did a phenomenal two-hour transplant operation. As I helped hold the new bumper in place with Darryl, I saw, to my relief, all bolt holes line up and rubber moldings snap back into place. Nary and original bolt was broken during the installation.

My parents' Buick has been perking right along now for 35 years. Greg's Auto Shop has always come through with general maintenance, swiftly finding parts, replacing a starter, valve cover gaskets, fuel pump and doing the herculean task of rebuilding the Rochester carburetor. The idle is smoother than I can remember. I take the car out every week for a 25-mile run continuing to use it as a grocery getter. It's a great piece of nostalgia to drive.



Monica Ledwon

BCA #10582

Bypass Surgery

~ or ~

How to turn a simple task into a major project...???

By Chet Palumbo

The “simple task” was to replace the heater shut-off valve in my '37 Buick with a heater by-pass valve.

Sounds simple enough, but even though the pictures below are not to scale, you can see there is a big difference between the two. The shut-off valve simply goes in-line with the heater hose that runs from the intake manifold to the heater core. Not only is it smaller and more streamlined, it's a lot less noticeable than the four hose octopus on the right.



Old Heater **Shut-off** valve



New Heater **By-pass** valve

The reason for changing from a shutoff valve to a bypass valve is to eliminate hot water from getting into the heater core while running the air-conditioner. The shutoff valve accomplishes this for the most part, by blocking the flow of water from the intake manifold to the heater core, but there is still an open line from the heater core to the water pump. Hot water in the water pump will slowly warm the water in the line, and over time it can warm the water in the heater core. With the bypass valve, when you close the line between the intake manifold to the heater core, you create an open loop from the intake manifold to the water pump, completely “bypassing” the heater core. Problem solved.

Back to the installation. I ran into several problems when I was replacing the heater hoses. First, I needed to find a place to hide the new bypass valve, and second, the new brackets for the A/C compressor and alternator sit directly above the heater hose fittings for both the intake manifold and the water pump. With the new brackets, I could not connect a straight heater hose on either fitting and if I did, I would need to bend them 90° to exit under the bracket. If you ever tried to bend a straight heater hose 90°, it kinks and you shut off the water flow. Solution: buy 90° curved heater hoses. They are available in different lengths from Vintage Air and Old Air Products. And if you want to get real creative, go to Amazon and search for “curved heater hoses”.



As with most of my A/C and heater needs, I bought mine from Old Air Products. My whole system requires 5/8” heater hose. The problem is, the hose fitting on a nailhead water pump is 3/4”. Luckily, Old Air Products has a heater hose with 3/4” ID in, and 5/8” ID out. Nice.




I replaced the straight hoses coming out of the heater core on the left with 90° curved hoses, to allow the hoses to drop down at the firewall and follow the frame rails below the front fender.



On the left, I used a 90° curved hose to clear the A/C bracket. A 90° curved hose was also used to exit the water pump, it's very difficult to see and too difficult to photograph, but I know it's there.

I also used the 90° curved hoses to exit the heater bypass valve. This allowed me to mount the valve in the lower front corner of the engine compartment next to the radiator support, running the hoses out of site, and up to the water pump and intake manifold.



As you can see in the picture above/right, I also switched to heat shrink hose clamps. These look a lot nicer than the adjustable metal band-style clamps, especially when you have an application where there are a lot of clamps close together. The downside is, they're a little pricey and you can only use them once.

Heat shrink hose clamps come in a variety of sizes and are even available for radiator hoses. The heat shrink clamps I used are made by Gates and are available at most aftermarket suppliers like Jegs, Summit, and Speedway Motors. I bought mine at Speedway Motors because they had the best price and the best ID/OD descriptions. And yes, you can buy them on Amazon as well.



Sometimes you feel like a nut...???

By Chet Palumbo



Nuts and Bolts go together like Peanut Butter and Jelly. But, sometimes it's impossible to reach the backside of a bolt to use a nut, and even if you can, you may not be able to get a wrench on it. SO..., then what do you do?

To solve this problem the factory uses a combination of nuts, fixed in place, like weld nuts, caged nuts, and captive nuts.

My '37 Buick uses "Caged Nuts" like the ones below, to mount the front and rear fenders. Called caged nuts because as you can see, they are wrapped in a metal cage to keep them from turning.



Some are spot welded in place, others have tabs that can be clipped to the sheet metal.

My '68 Skylark uses clips or "Captive Nuts" like those shown on the right. This style simply slides over the sheet metal or slides into a slot cut in the sheet metal. Easy to replace when needed.



While assembling the '37, I found several accessories that I preferred to bolt in place, but again, I was not able to reach the backside of the surface to use a nut. Caged and captive nuts were not an option, so I decided to try nutserts, also known as rivnuts. Nutserts are available in many sizes, but for my needs, I bought 3/8"-24 for large items and #10-32 for smaller items.



This is what nutserts look like installed (top-side).

To the left and right of the plate are the installation tools.

The tool is nothing more than a bolt that slides through a hexagon spacer (not to be confused with a nut with no threads).



Very simple to use; drill a hole the size of the outside diameter of the nutsert, screw a nutsert onto the installation tool, place it into the hole, hold the hex-spacer with a wrench to keep it from turning, and tighten the bolt until the bottom of the nutsert compresses and flares out and becomes snug, like the examples above.



A problem I've always had with the '37 was removing and installing the grill shell halves. I'm not sure how they were installed by the factory, but as long as I have owned the car they have always been bolted in place.

This is an excellent example where some type of captive-nut could be used, but I see no signs where one ever was.

The grill shell halves are over 26" tall, and even with the benefit of having a body structure of the "missing link", I can barely reach and hold a nut in place for the bottom row of bolts. While I was connecting the A/C lines to the condenser, I noticed the bolt holes in the grill shell appeared to be close to the same size as the #10-32 nutserts. After checking, it was not close, it was exact. Bingo, I immediately stopped what I was doing and installed nutserts on both sides of the grill shell.

Very happy...!!!

Nutserts ~ Try them ~ You'll like them...

If you're interested in using nutserts, they're available just about anywhere that sells hardware. Search for "nutserts" or "rivnuts. Many different sizes and they're available in steel, aluminum, and brass. I bought mine on Amazon for the free shipping, and I'm pretty sure I even had next day delivery.

- **Tip #1, DO NOT BUY THE TOOL...!!!** The tool is \$16.00 and all it is, is a bolt and a nut. Make one yourself or I will make one for you. **Example:** For the 3/8"-24 nutsert, all you need is a 3/8"-24 Bolt and a 3/8" nut. Use a 3/8" drill and drill the threads out of the 3/8" nut and you'll have the \$16.00 tool.
- I bought more nutserts than I will ever use. If you have an application where you can use 3/8"-24 steel or #10-32 aluminum, I'm willing to share, and I may even throw in a free tool...☺

Gazette Giggles



Gazette Centerfolds



Gazette Car Corral

1942 Buick 40 Series, Deluxe business coupe, runs, needs restoration but almost complete less a couple of trim items. \$5,250. Located in Rolla, MO. Call Wayne Bales at 573-368-1372.



Gazette Car Corral

1953 Buick Skylark, #228, restored by Bill Bicknell (BCA #738) in 2001. Frame on restoration of a rust-free California car. Color is Reef Blue with blue/white Hampton Coach interior. Car is located in California and has been garaged and covered continuously since restoration between occasional driving. Car still looks like a fresh restoration. Price is \$86,000. Contact owner John Love at 415-313-2299 or Bill Bicknell at 970-218-1352.





2021 Activities Update:

January 10th – Monthly Meeting / Holiday Party ~ (RSVP Required)

- Starts at 4:00 p.m.
- **CJ Muggs in Webster Groves**
- Address: 101 W. Lockwood Ave, Webster Groves 63119 • (314) 963-1976
- **Will support Social Distancing to whatever makes us comfortable**
- **Room has separate HVAC system, not connected to restaurant**

September 8 - 11, 2020: 2021 Heartland Regional Meet, Chesterfield, MO

- Hosted by the STL Gateway Chapter, registration information in the Gazette



**Buick Club of America
2021 Heartland Regional Meet
September 8 – 11, 2021**

Hosted by the St. Louis Gateway Chapter

**Doubletree by Hilton Hotel
Chesterfield, MO**

Free Breakfast
Starbucks coffee available in the lobby

\$20.00 Heartland Special
\$20.00 Registration Fees, \$20.00 Banquet Fees,
\$20.00 Polo Shirts

Featured Vehicles
Convertibles and Modifieds

Tours
Tour Fast Lane Classic Cars and Historic St. Charles, MO. with driving tours to the Daniel Boone Home and through Missouri's Wine Country ending at Chandler Hill Winery.

Class Trophies

- Best In Class
- 1st Runner-up
- 2nd Runner-up

Specialty Trophies

- Best of Show
- Convertible - Best of Show
- Modified - Best of Show
- Dealer's Pick
- Hotel Pick
- Ladies Choice
- Long Distance

Classes

- A 1903 - 1942
- B 1946 - 1952
- C 1953 - 1958
- D 1959 - 1966
- E 1967 - 1972
- F 1973 - 1995
- G 1996 - 2009
- H REATTA
- I RIVIERA
- J TURBO
- K 1965 - 1975 GS
- M-1 MODIFIED - Mild
- M-2 MODIFIED - Resto-Rod
- M-3 MODIFIED - Radical

Buick Club of America

2021 Heartland Regional Meet Registration

September 08 – 11, 2021 in Chesterfield, Missouri
Hosted by the St. Louis Gateway Chapter

Members Name: _____
 Street Address: _____
 City: _____ State: _____ Zip: _____
 BCA #: _____ Phone: () _____ - _____
 Your E-mail address _____

What names should we print on your nametags?
 Yours: _____ Spouse/guest: _____
 Your Chapter Affiliation (if any): _____

Host Hotel

Doubletree by Hilton Hotel – Chesterfield

16625 Swingley Road
 Chesterfield, Missouri 63017-1798

**To make a reservation, log on to our
 website and download the link to the
 Hotel.**

https://stlouisbuickclub.net/2021-regional
(available October, 2020)

Check-in: 3:00 PM, Check-out: 12:00 Noon
Rooms: \$119 + ~16% tax

- Rates apply to reservations by 08/21/2021
- Rates apply 2 days before & after event
- Rates include a complimentary hot
 Breakfast for two (2)

Peer Judging

15 Classes: (through year 2009)

- A.(1903-'42) B.(46-'52) C.(53-'58)
 D.(59-'66) E.(67-'72) F.(73-'95)
 G.(96-2009) H. Reattas, I. Rivas, J. Turbo Regals, K. '65-'75 GSs
 M-1. Modified-Mild, M-2. Modified
 Resto-Rod, M-3 Modified-Radical,

Vehicle 1: Class _____
 Yr. _____ Model _____

Body Style _____

Vehicle 2: Class _____
 Yr. _____ Model _____

Body Style _____

Registration Choices

- **Banquet/Activity cutoff - Postmarked by 08/21/2021.**
- **Choose at least one registration category. You may choose more than one.**
- **No "display only" class, all cars on show field subject to peer judging.**

Entry and Guest w/o car \$20 _____

Entry and Guest with car \$20 _____

Additional CarsQty. ____ @ \$20 ea. _____

Swap Meet / Car CorralQty. ____ @ \$20 ea. _____ (10' X 20')

Will you need parking space for a trailer? (Yes/No) _____

Show and Tour Schedule

Wednesday, Sept. 8 4:00 – 6:00 PM Registration (Hospitality – Conference Room – D)
Thursday, Sept. 9 9:00 AM.....Registration Open (Hospitality – Conference Room – D)
 1:00 PM.....Fast Lane Classic Cars and Tour Historic St. Charles
 7:00 PM.....Welcoming Party - Hors d'oeuvres, & beverages at no charge - # attending _____
Friday, Sept. 10 10:00 AM.....Driving Tour to Daniel Boone Home (Guided Tour of home – \$6:00 optional)
 12:00 (Noon).....Box Lunch at Daniel Boone Home **\$10.00 each, # attending ____ Total: \$ _____**
 1:00 PM.....Leave Daniel Boone Home, Driving Tour through Missouri Wine Country
 2:00 PM.....Chandler Hill Winery, wine tasting, relaxing and fellowship.
Saturday, Sept. 11 10:00 AM - 1:00 PM.....Peer Judging
 1:00 - 2:30 PM.....Regional Meeting – Return Judging Forms (Hospitality Room)
 6:00 - 7:00 PM.....Cocktail Hour - prior to Awards Banquet (Cash Bar – Great Room)
 7:00 - 10:00 PM.....Banquet: Beef Qty. __, Chicken Qty. __, Salmon Qty. __
Total @ \$20.00 each: \$ _____

QUESTIONS? - Contact

Chet Palumbo – Show Director:
 636-443-5686 cpalumbo@centurytel.net
Bill Landers – Registration and Judging:
 636-916-3310 walanders@hotmail.com
Pete Nathan – Hotel:
 314-413-2966 phnauto@aol.com
Ted Becker – Show Field, Swap Meet,
 Car Corral, and Trailer Parking:
 309-256-9860
gearhead46@centurytel.net
Jeanne Palumbo – Hospitality Room:
 636-443-5673 jpalumbo@centurytel.net

Event Apparel

*Available at:
 Registration and Hospitality*

*White or Black Tee shirts,
 With and w/o pocket.
 All Sizes: \$15.00*

*White or Black Polo shirts
 All Sizes: \$20.00*

**NOTE: No cancellation
 refunds after 8/21/2021.**

TOTAL AMOUNT


**Include; Registration, Box Lunch and
Banquet: \$ _____**

Mail this form with your check or money
 order payable to: St. Louis Gateway Chapter
 BCA 2021, to the following address:

**William Landers - BCA 2021
 66 Summit Point Ct.
 Saint Charles, MO 63301**



GATEWAY CHAPTER MEMBERSHIP APPLICATION AND PROFILE SHEET



**Annual Dues: \$25.00 to the Gateway Chapter,
Renewed: May of each year**

(BCA Membership also required for club liability insurance)

Family & Personal Information:

Name: _____ Birth Month: _____
 Spouse's Name: _____ Birth Month: _____ Wedding: _____
 Mailing Address: _____
 City, State, Zip Code _____
 Home Phone: _____ Cell Phone _____
 Email (required): _____
 Profession: _____ Employer: _____ years _____
 Spouse's Profession: _____ Employer: _____ years _____
 Military History: Branch of Service: _____ Years of Service: _____
 Rank/Duties/Veteran of a Foreign War: _____

Buick Club of America Information: <https://stlouisbuickclub.net/membership>

You are required to be a BCA member. BCA # _____ (required)

Buicks now owned (Model & Body Style): _____

About your other car interests:

Collector cars now owned, other than Buicks: _____

 Member of other car clubs: _____

 Other auto related interests: _____

 Annual car events you currently attend: _____

About your other interests:

Hobbies, Collections other than cars: _____
(antiques, gardening, golf, etc) _____

Please mail your application and / or chapter dues to our treasurer:

Pete Nathan, # 1 Huntleigh Trails Lane, St. Louis, MO 63131 – Phone: 314-413-2966



Buick Club of America

Application for Membership

www.buickclub.org

The Buick Club of America is a non-profit membership corporation dedicated to the preservation and restoration of those vehicles built by Buick Motor Division of General Motors Corporation. BCA membership (includes spouse and minor children only) offers you the following:

the following:

- Monthly issue of *The Buick Bugle* published by the BCA.
- Advertising privilege in *The Buick Bugle* for Buick-related items.
- Participation in all club events and opportunity to join local chapters and divisions.
- Membership card, and as a new member, one BCA decal.

BCA MEMBERSHIP DUES SCHEDULE

Membership is on an annual basis beginning with the month following receipt of application. Membership is available in increments as follows:

	1 Year	2 Years	3 Years
U.S. Periodical Class Mail.....	\$ 50	\$ 95	\$ 130
U.S. 1st Class Mail.....	\$ 70	\$ 130	\$ 200
Canada & Mexico Periodical.....	\$ 68	\$ 131	\$ 194
Canada & Mexico Priority.....	\$ 93	\$ 181	\$ 269
International Surface.....	\$ 68	\$ 131	\$ 194
International Air.....	\$ 98	\$ 191	\$ 284
E-Membership.....	\$ 35	<i>(E-Membership is an online Bugle only; no hard copy — email required)</i>	

Without right of transfer or survivorships. Dues are non-refundable.

All foreign countries note: Membership dues and all other financial transactions with the BCA must be a bank draft, drawn on a U.S.A. bank and payable in U.S.A. currency, MasterCard, VISA or Discover charge cards. Make all checks payable to The Buick Club of America. The U.S.A. annual membership is \$50

Name: _____

Spouse (if applicable): _____

Address: _____

City: _____ State: _____ Zip: _____

Country: _____

Phone: _____ Check here if you do not want your phone number printed in the roster.

E-mail Address: _____

Sponsoring Member (not required): _____

New or Renewal: BCA # _____

If you are a renewing member, please include your current mailing label.

How did you hear about the BCA? _____

OFFICE USE ONLY

Check/Money Order

Visa Mastercard Discover

Date Processed: _____

Expire Date: _____

We occasionally make the membership list available to carefully screened companies whose product or services might interest you. If you would prefer to have your name withheld, place a mark in this box.

*Buicks Currently Owned *(Buick Ownership is not a pre-requisite for membership in the BCA)*

Year	Model Number or Type	Body Style (4 dr./2 dr.)	Vehicle ID Number (VIN Number on Registration)

**Please list additional Buicks on back of application.*

Check or Money Order made payable to Buick Club of America. Foreign country applicants must use bank draft, money order drawn on USA bank and payable in USA currency.) OR

Mastercard Visa Discover *(Check One)*

_____ / _____

Credit card expiration date Month/Year. Must have this information to process.

Print full name on credit card if different than name on application

Authorized Signature _____

Phone Number _____

Amount

\$ _____

Return Application to:
 Buick Club of America
 c/o Cornerstone Registration, Ltd.
 PO Box 1715
 Maple Grove, MN 55311-6715
 Tel: 763-420-7829
 Fax: 763-420-7849
bca@cornerstonereg.com
 Office Hours:
 M-F 9:00-5:00 (Central)