



# Simple Shuffleboard Rules

 2 TEAMS — 1 TO 4 PLAYERS PER TEAM.

 BOTH TEAMS SHOOT TOWARD THE SAME END.

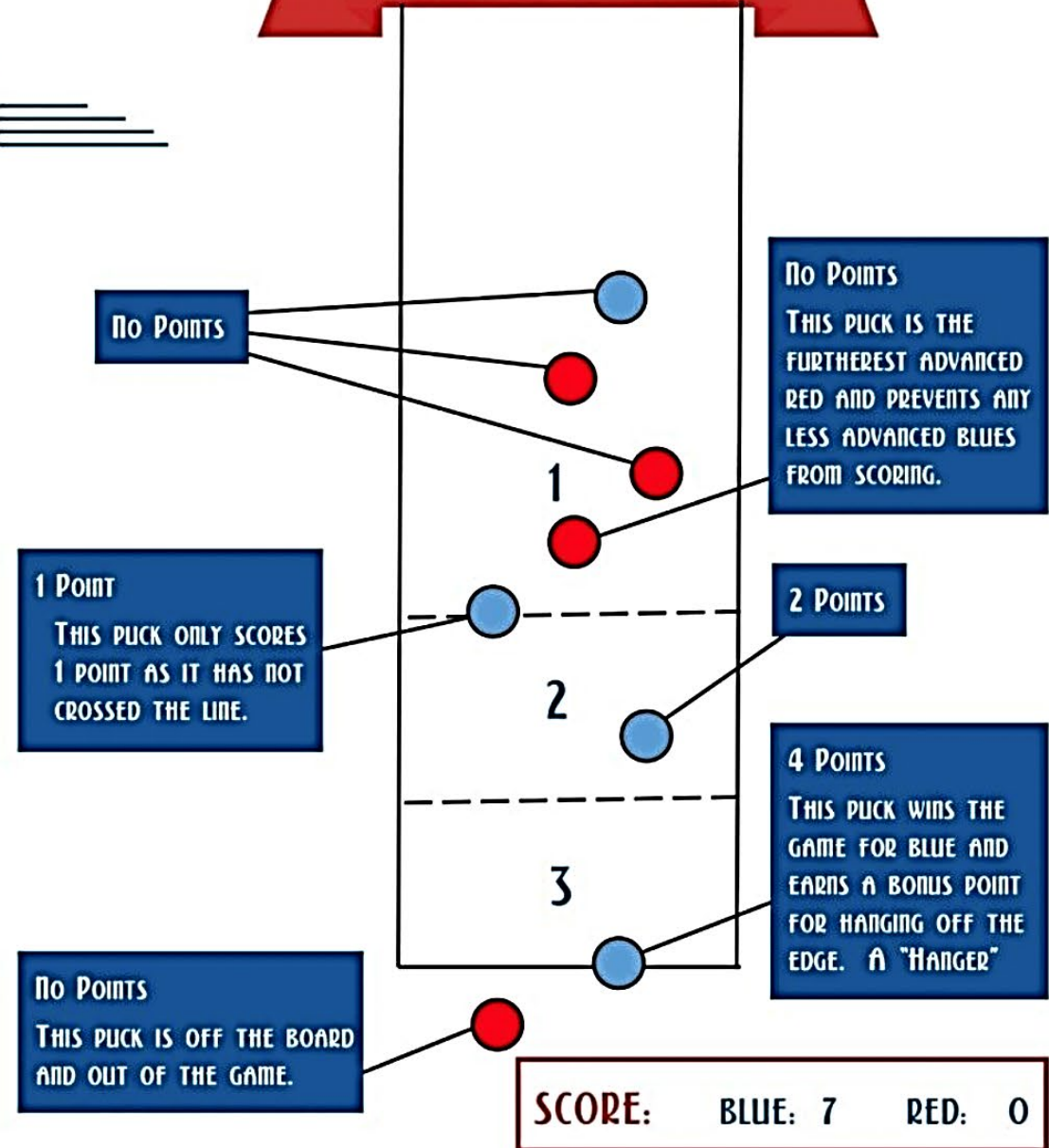
 THE TEAM WITH THEIR PUCK FURTHEST TOWARDS THE FAR END TAKES ALL THE POINTS. THE LOSING TEAM TAKES NO POINTS.

 THE AIM IS TO GET YOUR PUCKS AS CLOSE TO THE FAR END OF THE TABLE AS POSSIBLE. THE WINNING TEAM COUNTS A TOTAL SCORE FOR ANY PUCKS THAT ARE FURTHER ADVANCED THAN THE OPPONENTS FURTHEST PUCK.

 ON THE LINE COUNTS AS LESSER POINTS.

 FIRST TEAM TO SCORE 21 POINTS WINS. IF PLAYING WITH 2 PLAYERS, FIRST PLAYER TO SCORE 15 POINTS WINS.

## SCORING



# Tips for Better Game Play

- **Well Placed Puck** – One of the most important skills to develop! Learn to place a puck as far down the board as possible, without having it fall off the end of the board. This skill is best attained with frequent practice.
- **Attack Opponent's Pucks** – Now that you've learned how to place a puck in a high-scoring position, you must learn how to attack and knock off your opponent's highest scoring pucks. This will help prevent them from scoring. Frequent practice will help you to develop this skill.
- **Blocking or Protecting Your Own Pucks** - Once you have learned how to place your puck in high scoring areas, you will want to protect it from your opponent's attacks. This is called *blocking* or *screening*, a familiar tactic in football and basketball. The goal is to place your succeeding puck behind your leading puck in a position that prevents your opponent from touching your leading puck in his attack. Never place a blocking puck *too* close to the scoring weight, because a good opponent will attack and be able to remove both from the board.
- **Learn to use Both Hands** - Shuffleboard is a game that requires equal ability with both hands. Practice shooting an equal number of shots with either hand. This will greatly improve your ability to play Shuffleboard.