

# SAMPLE DRAWINGS

<COMPANY LOGO>

*design concepts  
design development  
& fine fabrication*

## *Custom Metal Fabrication*

<ADDRESS>

<PHONE NUMBER>

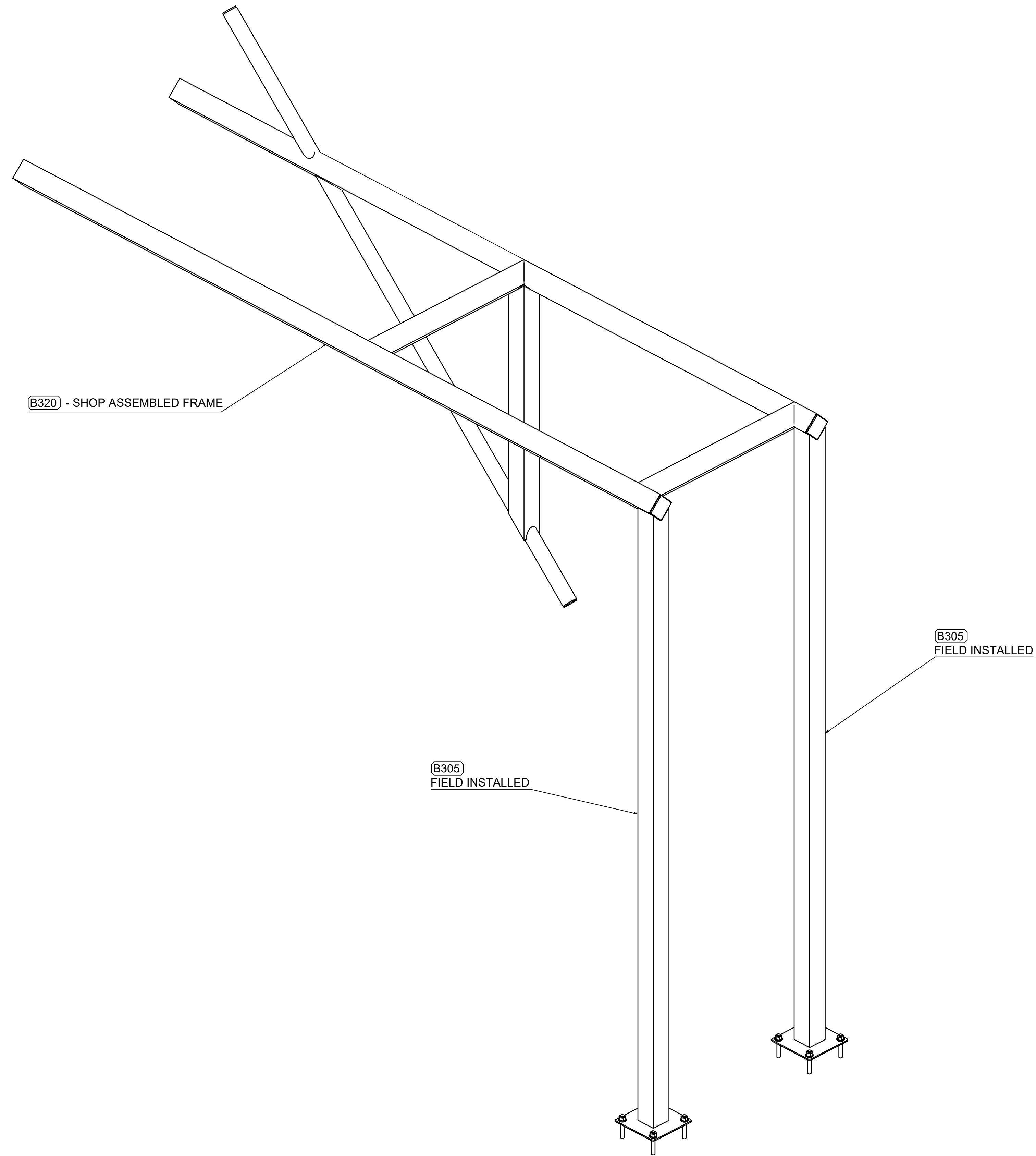
<EMAIL>

### *Drawing Index*

C0.0	Cover Sheet		
ISO-1	GRD-CV-001-S1	331	B331
ISO-2	GRD-CV-001-S1	334	B334
ISO-3	GRD-CV-003-S1	335	B335
300	B300		
301	B301		
302	B302		
303	B303		
304	B304		
305	B305		
308	B308		
309	B309		
310	B310		
311	B311		
312	B312		
313	B313		
314	B314		
316	B316		
317	B317		
318	B318		
319	B319		
320	B320		
325	B325		
329	B329		
330	B330		

<PROJECT NAME>

<PROJECT ADDRESS>



3D view  
GRD-CV-001-S1

REV.	Date	BY	Description
A	5/15/2023	MJW	FOR APPROVAL
B	5/20/2023	MJW	FPR APPROVAL - PER JP CULLEN REVIEW
C	5/22/2023	MJW	FOR APPROVAL - PER JP CULLEN REVIEW

**<COMPANY NAME**  
 <COMPANY ADDRESS>  
 <PHONE NUMBER>

STEEL SCOPE: <SCOPE>

PROJ. / CLIENT: <CONTRACTOR>

BUILDING: <BUILDING/SCOPE>

LOCATION: <LOCATION>

DATE: <DATE>

STATUS: APPROVED

DRAWN BY: MJW

JOB NO:

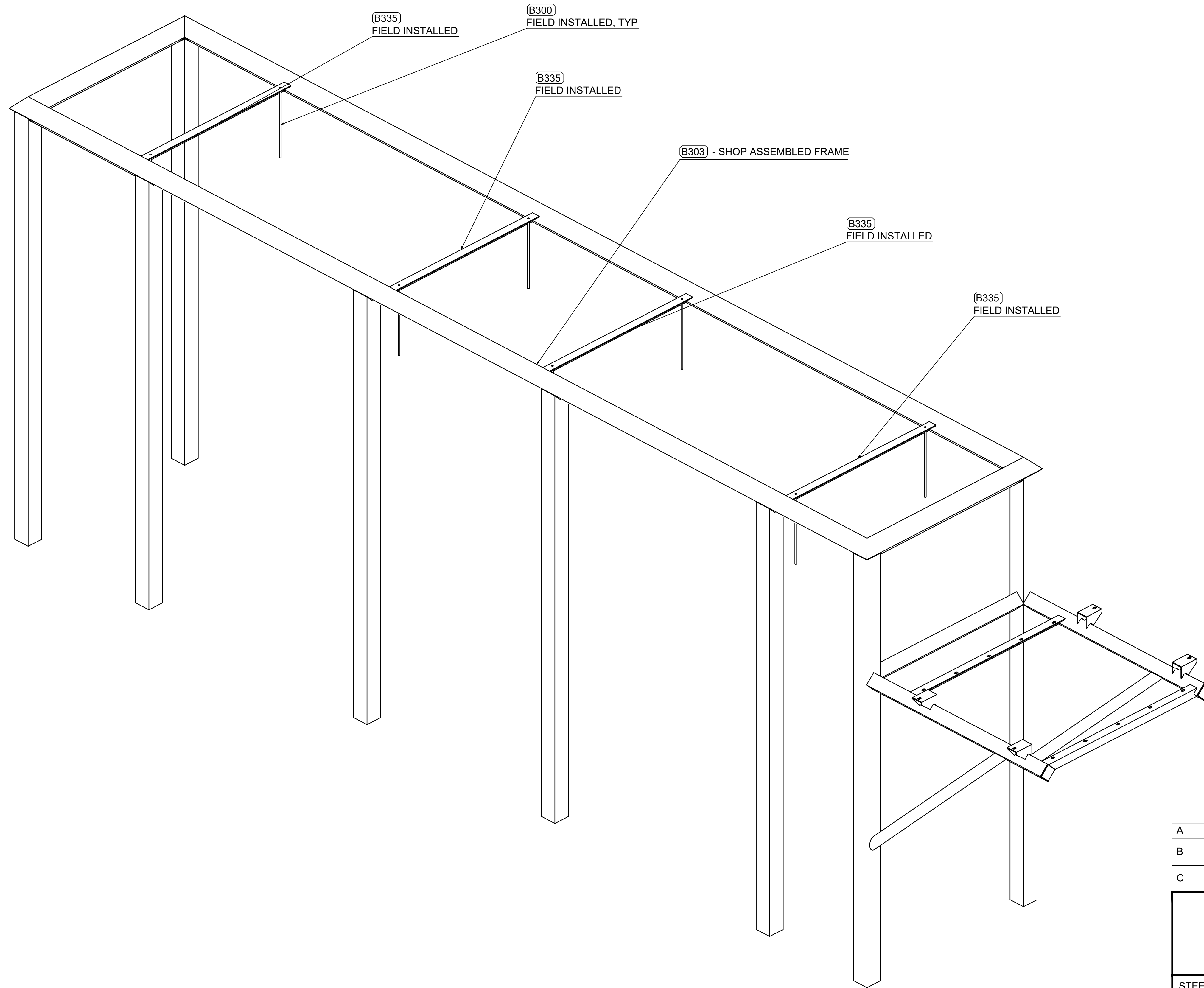
SHEET NO:

REV:

CHECKED BY:

ISO-1

C

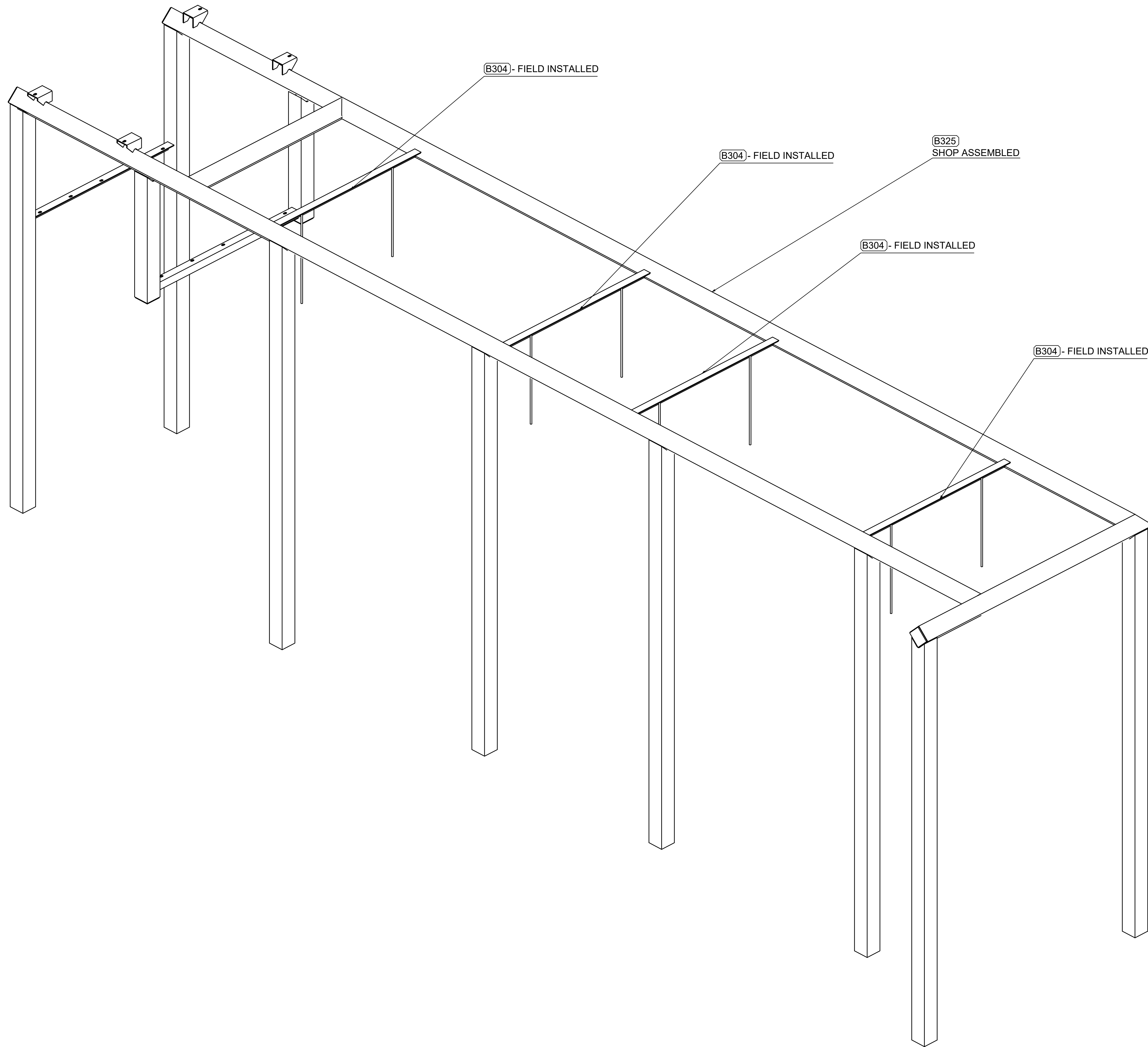


3D view  
GRD-CV-001-S1

REV.	Date	BY	Description
A	5/15/2023	MJW	FOR APPROVAL
B	5/20/2023	MJW	FPR APPROVAL - PER JP CULLEN REVIEW
C	5/22/2023	MJW	FOR APPROVAL - PER JP CULLEN REVIEW

**<COMPANY NAME**  
 <COMPANY ADDRESS>  
 <PHONE NUMBER>

STEEL SCOPE: <SCOPE>	
PROJ. / CLIENT: <CONTRACTOR>	
BUILDING: <BUILDING/SCOPE>	
LOCATION: <LOCATION>	
DATE: <DATE>	STATUS: APPROVED
DRAWN BY: MJW	JOB NO:
CHECKED BY:	SHEET NO: <b>ISO-2</b>
	REV: <b>C</b>



3D view  
GRD-CV-003-S1

REV.	Date	BY	Description
A	5/15/2023	MJW	FOR APPROVAL
B	5/20/2023	MJW	FPR APPROVAL - PER JP CULLEN REVIEW
C	5/22/2023	MJW	FOR APPROVAL - PER JP CULLEN REVIEW

**<COMPANY NAME**  
 <COMPANY ADDRESS>  
 <PHONE NUMBER>

STEEL SCOPE: <SCOPE>

PROJ. / CLIENT: <CONTRACTOR>

BUILDING: <BUILDING/SCOPE>

LOCATION: <LOCATION>

DATE: <DATE>

STATUS: APPROVED

DRAWN BY: MJW

JOB NO:

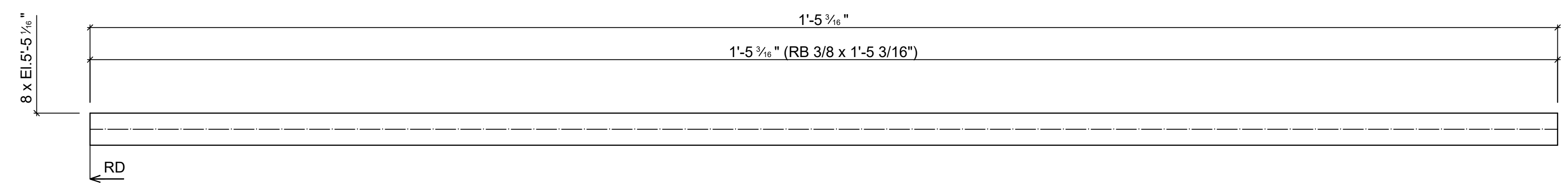
SHEET NO:

REV:

CHECKED BY:

**ISO-3 C**

Mark	Quantity	Description	Length	Grade	Part weight	Total weight
GRD-CV-001-S1						
B300	8					
B300	8	RB 3/8	1'-5 3/16"	S304	0.55	4.39
	8				0.55	4.39
	8				<b>TOTAL:</b>	<b>4.39</b>



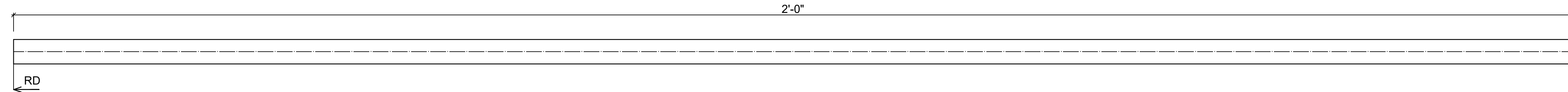
8 - **B300** 3/8 THREADED ROD

REV.	Date	BY	Description
A	5/15/2023	MJW	FOR APPROVAL
B	5/20/2023	MJW	FPR APPROVAL - PER JP CULLEN REVIEW
C	5/22/2023	MJW	FOR APPROVAL - PER JP CULLEN REVIEW

<b>&lt;COMPANY NAME&gt;</b>			
<COMPANY ADDRESS>			
<PHONE NUMBER>			
STEEL SCOPE: <SCOPE>			
PROJ. / CLIENT: <CONTRACTOR>			
BUILDING: <BUILDING/SCOPE>			
LOCATION: <LOCATION>			
DATE: <DATE>			STATUS: Not Set
DRAWN BY: MJW	JOB NO:	SHEET NO: 300	REV: C
CHECKED BY:			

Mark	Quantity	Description	Length	Grade	Part weight	Total weight
GRD-CV-003-S1						
B301	8					
B301	8	RB 3/8	2'-0"	S304	0.77	6.13
	8				0.77	6.13
	<b>8</b>				<b>TOTAL:</b>	<b>6.13</b>

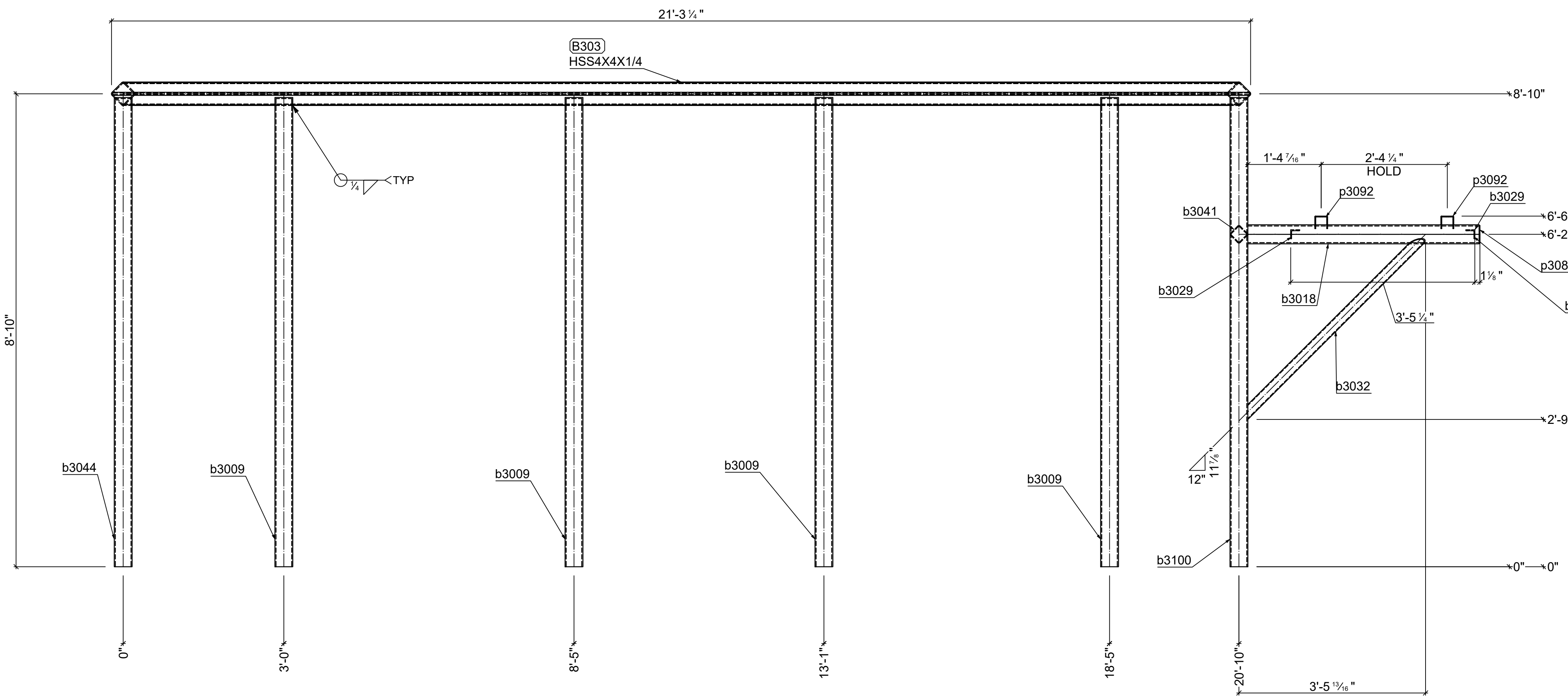
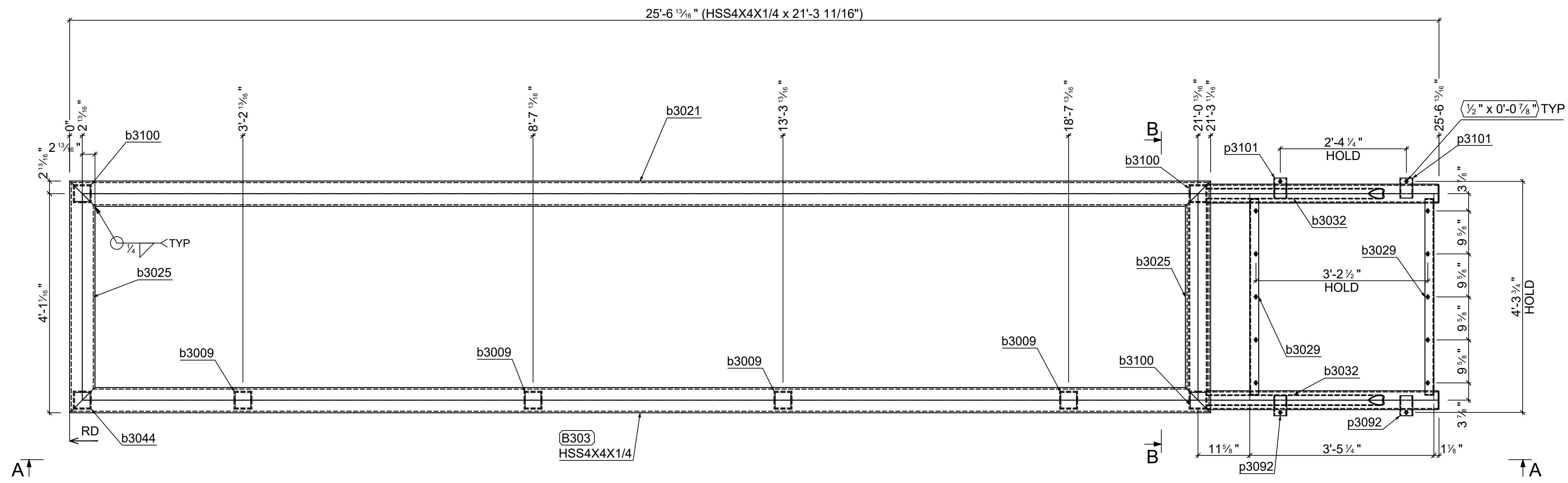


8 - **B301** 3/8 THREADED ROD

REV.	Date	BY	Description
A	5/15/2023	MJW	FOR APPROVAL
B	5/20/2023	MJW	FPR APPROVAL - PER JP CULLEN REVIEW
C	5/22/2023	MJW	FOR APPROVAL - PER JP CULLEN REVIEW

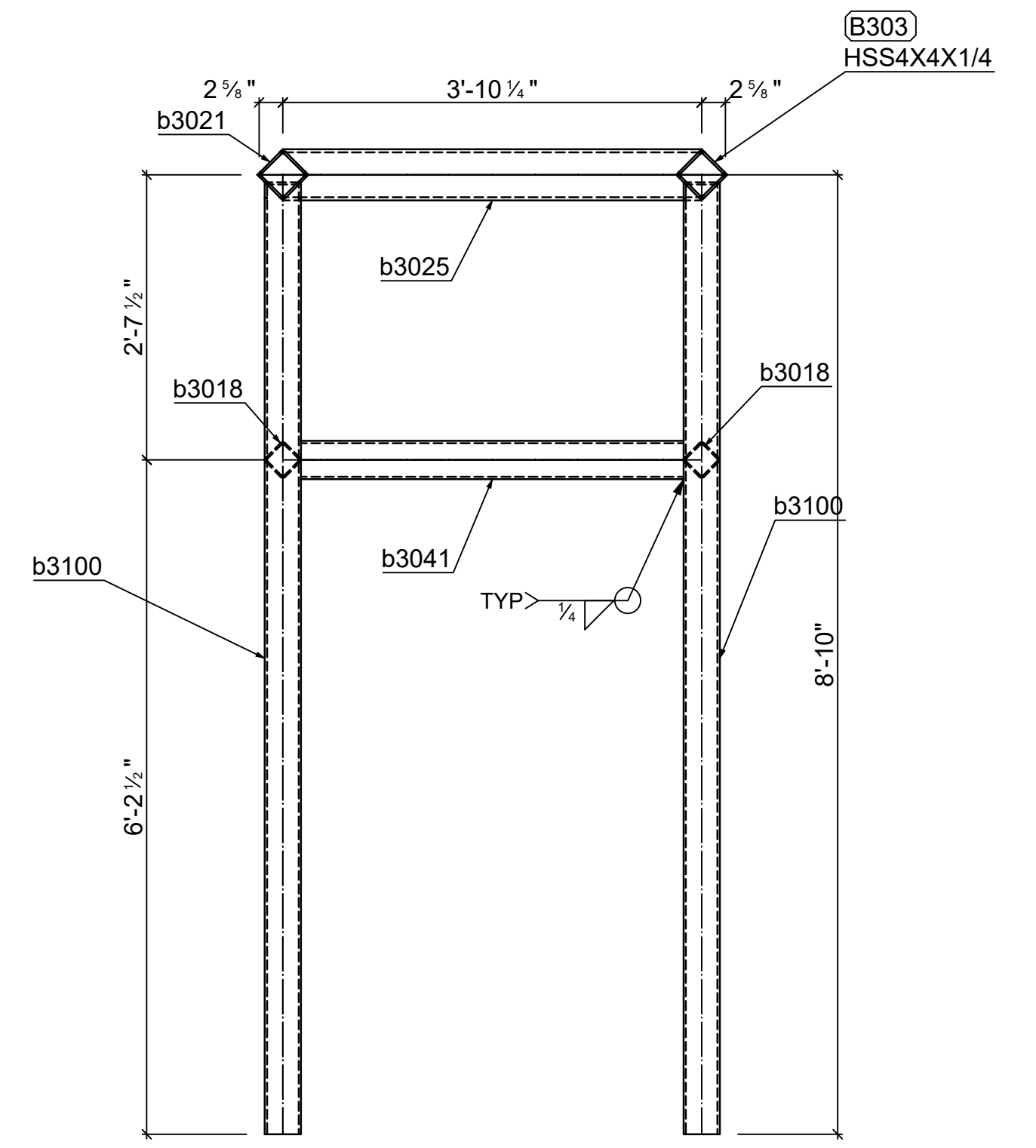
  

<b>&lt;COMPANY NAME</b>			
<COMPANY ADDRESS>			
<PHONE NUMBER>			
STEEL SCOPE: <SCOPE>			
PROJ. / CLIENT: <CONTRACTOR>			
BUILDING: <BUILDING/SCOPE>			
LOCATION: <LOCATION>			
DATE: <DATE>			STATUS: Not Set
DRAWN BY: MJW	JOB NO:	SHEET NO: 301	REV: C
CHECKED BY:			



Section A - A

Mark	Quantity	Description	Length	Grade	Part weight	Total weight
GRD-CV-001-S1						
B303	1	HSS4X4X1/4	21'-3 11/16"	S304	265.10	530.20
B303	2	HSS4X4X1/4	8'-9 3/16"	S304	109.07	436.29
b3100	4	HSS4X4X1/4	8'-9 3/16"	S304	109.07	436.29
b3044	1	HSS4X4X1/4	8'-9 3/16"	S304	109.07	109.07
b3009	4	HSS4X4X1/4	8'-9 3/16"	S304	109.06	436.23
b3025	2	HSS4X4X1/4	4'-3 15/16"	S304	53.82	107.65
b3018	2	HSS3X3X3/16	4'-3 13/16"	S304	30.23	60.46
b3041	1	HSS3X3X3/16	3'-6 1/4"	S304	24.65	24.65
b3032	2	Pipe2STD	4'-8 1/2"	S304	17.55	35.10
b3029	2	L2X2X3/16	3'-8"	S304	9.12	18.24
p3092	2	PL 3/16"x4-1/2"x0-7-3/4"	0-7 3/4"	S304	1.61	3.22
p3101	2	PL 3/16"x4-1/2"x0-7-3/4"	0-7 3/4"	S304	1.61	3.22
p3089	1	PL 3/16"x2-13/16"x0-2 13/16"	0-2 13/16"	S304	0.43	0.43
p3088	1	PL 3/16"x2-13/16"x0-2 13/16"	0-2 13/16"	S304	0.43	0.43
	26				1765.20	1765.20
	26				TOTAL:	1765.20



Section B - B

REV.	Date	BY	Description
A	5/15/2023	MJW	FOR APPROVAL
B	5/20/2023	MJW	FPR APPROVAL - PER JP CULLEN REVIEW
C	5/22/2023	MJW	FOR APPROVAL - PER JP CULLEN REVIEW

<COMPANY NAME>

<COMPANY ADDRESS>  
<PHONE NUMBER>

STEEL SCOPE: <SCOPE>

PROJ. / CLIENT: <CONTRACTOR>

BUILDING: <BUILDING/SCOPE>

LOCATION: <LOCATION>

DATE: <DATE> STATUS: Not Set

DRAWN BY: MJW JOB NO: SHEET NO: 303 REV: C

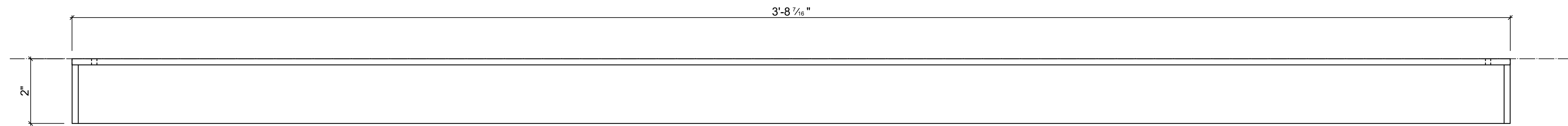
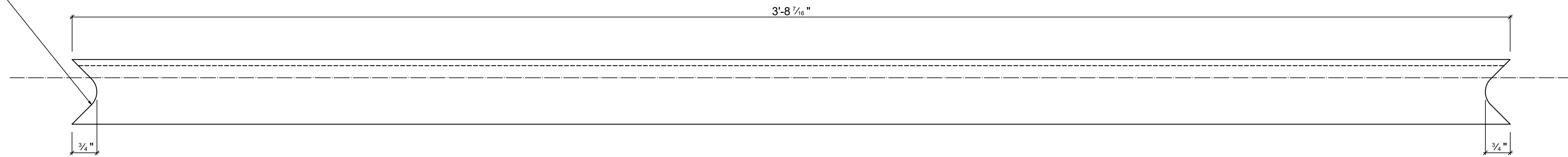
CHECKED BY:

1 - **B303** HSS4X4X1/4  
 d=4" b=4" t= 1/4" w= 1/4" k=

Grid reference

Mark	Quantity	Description	Length	Grade	Part weight	Total weight
GRD-CV-003-S1						
B304	4					
B304	4	L2X2X3/16	3'-8 7/16"	S304	9.20	36.82
	4				9.20	36.82
	4				<b>TOTAL:</b>	<b>36.82</b>

COPE TO FIT HSS4x4



4 - **B304** L2X2X3/16

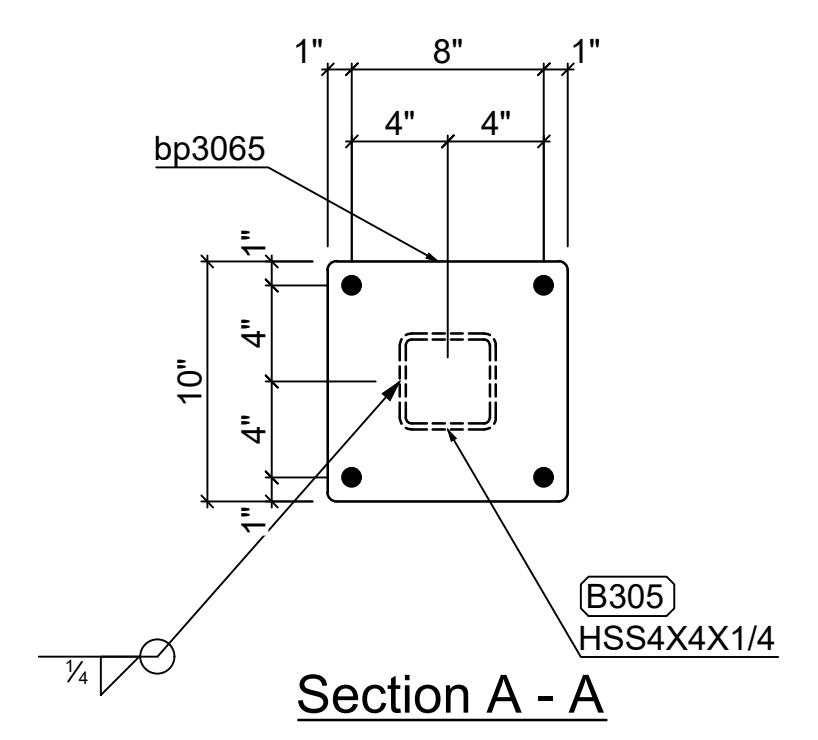
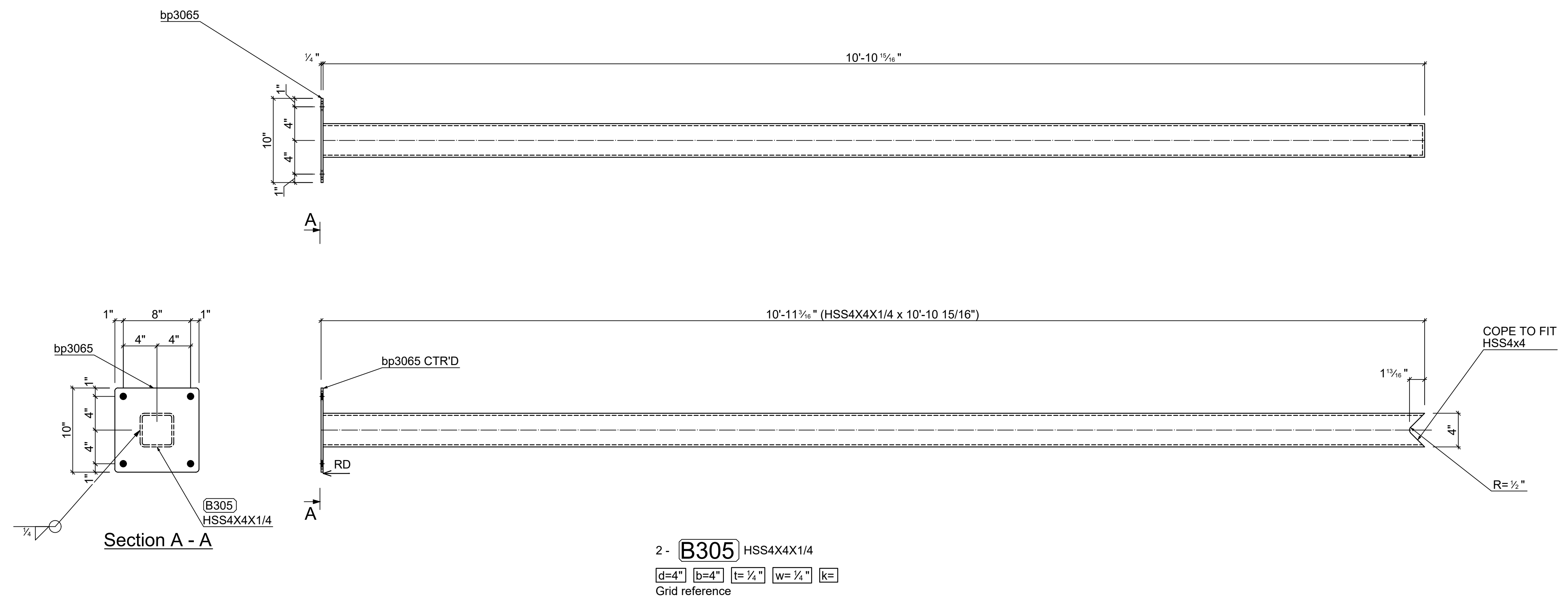
REV.	Date	BY	Description
A	5/15/2023	MJW	FOR APPROVAL
B	5/20/2023	MJW	FPR APPROVAL - PER JP CULLEN REVIEW
C	5/22/2023	MJW	FOR APPROVAL - PER JP CULLEN REVIEW

**<COMPANY NAME**  
 <COMPANY ADDRESS>  
 <PHONE NUMBER>

STEEL SCOPE: <SCOPE>	
PROJ. / CLIENT: <CONTRACTOR>	
BUILDING: <BUILDING/SCOPE>	
LOCATION: <LOCATION>	
DATE: <DATE>	STATUS: Not Set
DRAWN BY: MJW	JOB NO:
CHECKED BY:	SHEET NO: 304
	REV: C



Mark	Quantity	Description	Length	Grade	Part weight	Total weight
GRD-CV-001-S1						
B305	2					
B305	2	HSS4X4X1/4	10'-10 15/16"	S304	135.76	271.52
bp3065	2	PL 1/4"x10"x0'-10"	0'-10"	S304	7.21	14.43
	4				142.97	285.94
	4				<b>TOTAL:</b>	<b>285.94</b>



2 - **B305** HSS4X4X1/4  
 d=4" b=4" t=1/4" w=1/4" k=

REV.	Date	BY	Description
B	5/22/2023	MJW	FOR APPROVAL - PER JP CULLEN REVIEW
C	5/22/2023	MJW	FOR APPROVAL - PER JP CULLEN REVIEW

**<COMPANY NAME>**  
 <COMPANY ADDRESS>  
 <PHONE NUMBER>

STEEL SCOPE: <SCOPE>

PROJ. / CLIENT: <CONTRACTOR>

BUILDING: <BUILDING/SCOPE>

LOCATION: <LOCATION>

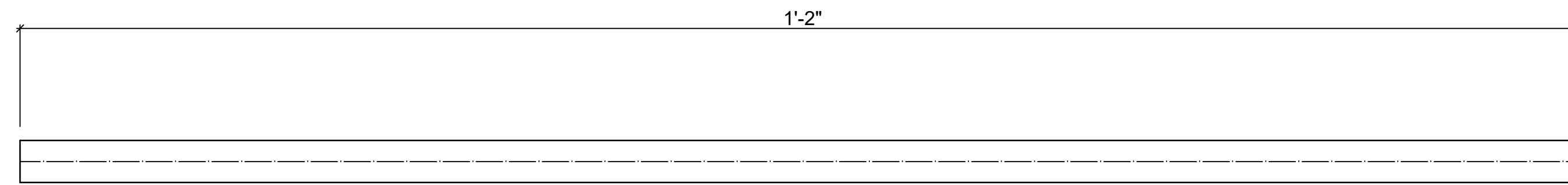
DATE: <DATE> STATUS: Not Set

DRAWN BY: MJW JOB NO: SHEET NO: **305** REV: **C**

CHECKED BY:

Quantity	Description	Length
8	5/8" HILTI KB3 TZ	0'-4 3/4"
8	Acorn Nuts	

Mark	Quantity	Description	Length	Grade	Part weight	Total weight
GRD-CV-002-S3						
B308	2					
B308	2	RB 3/8	1'-2"	S304	0.45	0.89
	2				0.45	0.89
	<b>2</b>				<b>TOTAL:</b>	<b>0.89</b>

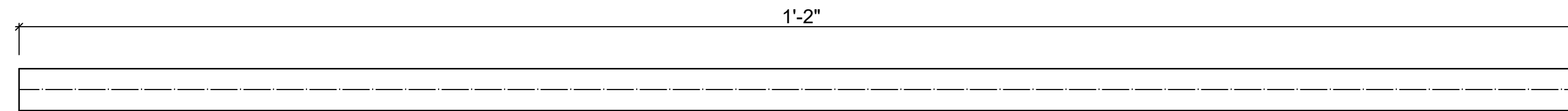


2 - **B308** RB 3/8 THREADED 6" EACH END

REV.	Date	BY	Description
A	5/15/2023	MJW	FOR APPROVAL
B	5/20/2023	MJW	FPR APPROVAL - PER JP CULLEN REVIEW
C	5/22/2023	MJW	FOR APPROVAL - PER JP CULLEN REVIEW

<b>&lt;COMPANY NAME&gt;</b>			
<COMPANY ADDRESS>			
<PHONE NUMBER>			
STEEL SCOPE: <SCOPE>			
PROJ. / CLIENT: <CONTRACTOR>			
BUILDING: <BUILDING/SCOPE>			
LOCATION: <LOCATION>			
DATE: <DATE>			STATUS: Not Set
DRAWN BY: MJW	JOB NO:	SHEET NO: 308	REV: C
CHECKED BY:			

Mark	Quantity	Description	Length	Grade	Part weight	Total weight
GRD-CV-003-S3						
B309	2					
B309	2	RB 3/8	1'-2"	S304	0.45	0.89
	2				0.45	0.89
	<b>2</b>				<b>TOTAL:</b>	<b>0.89</b>

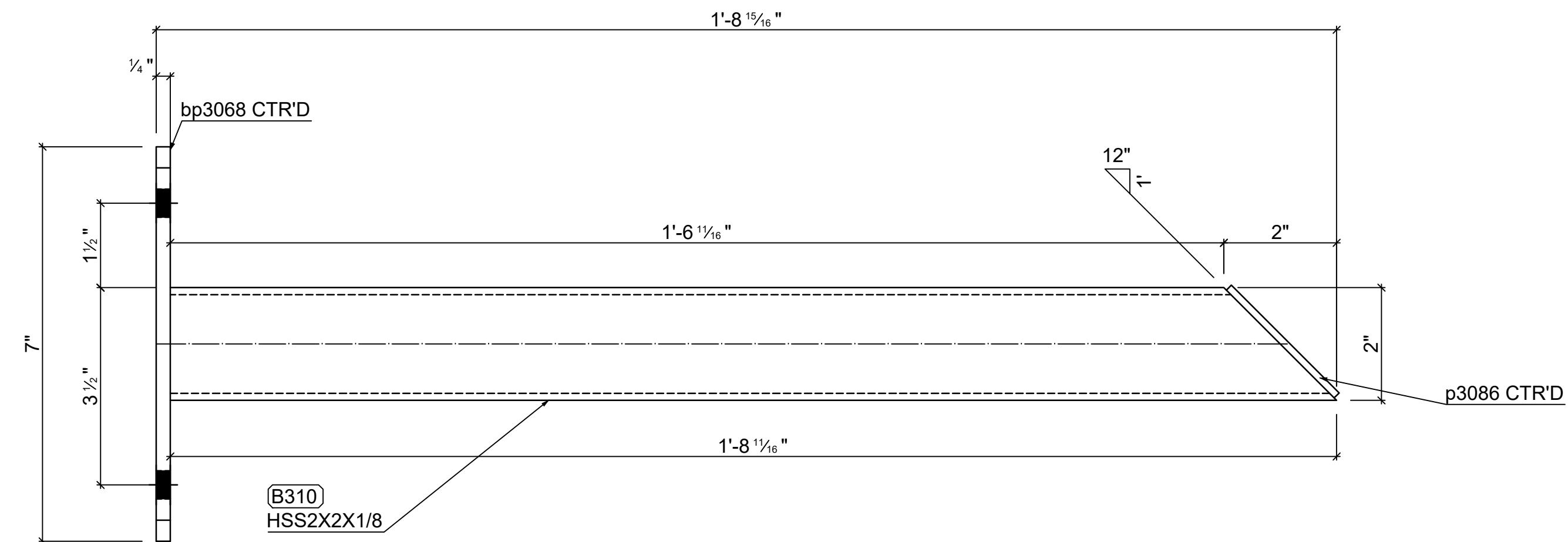
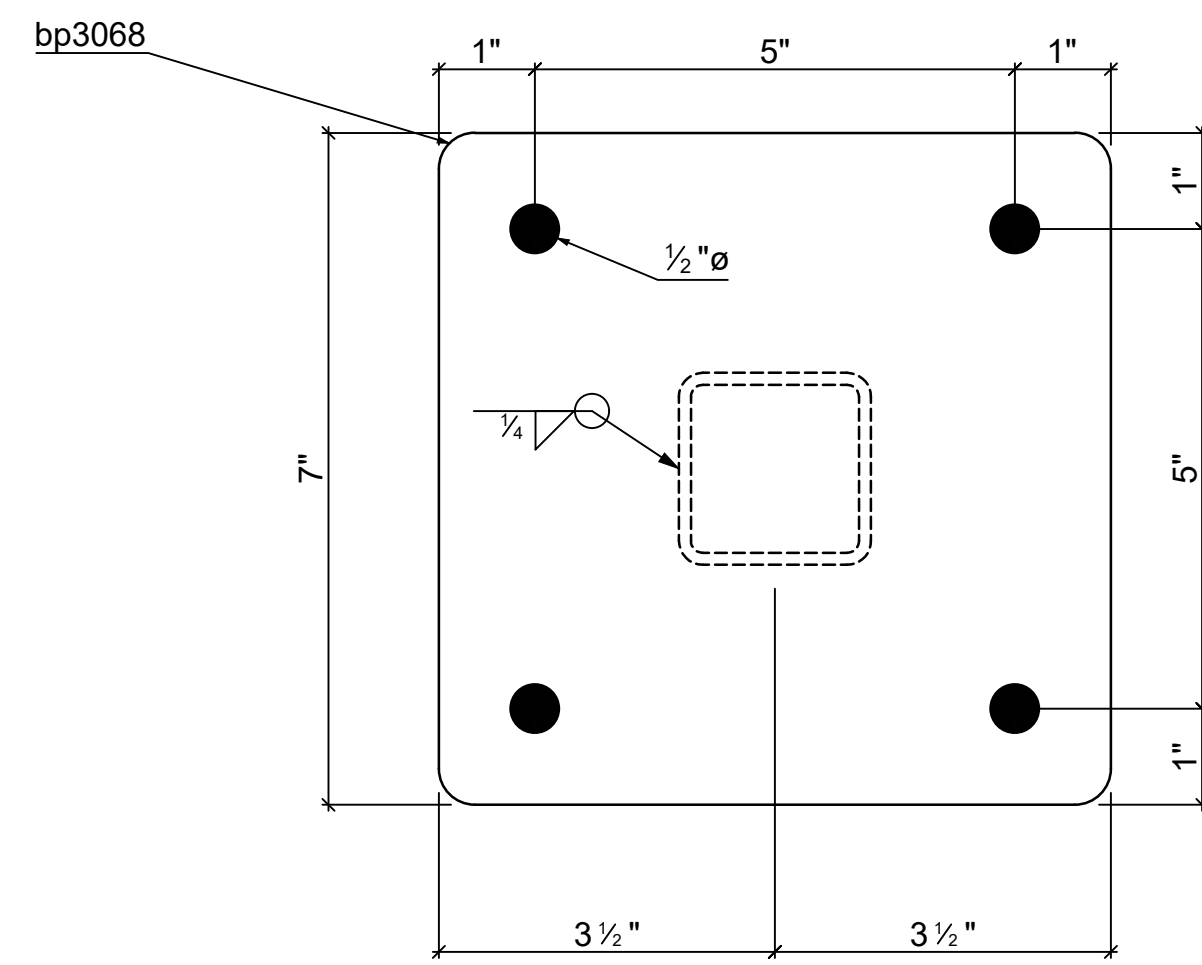
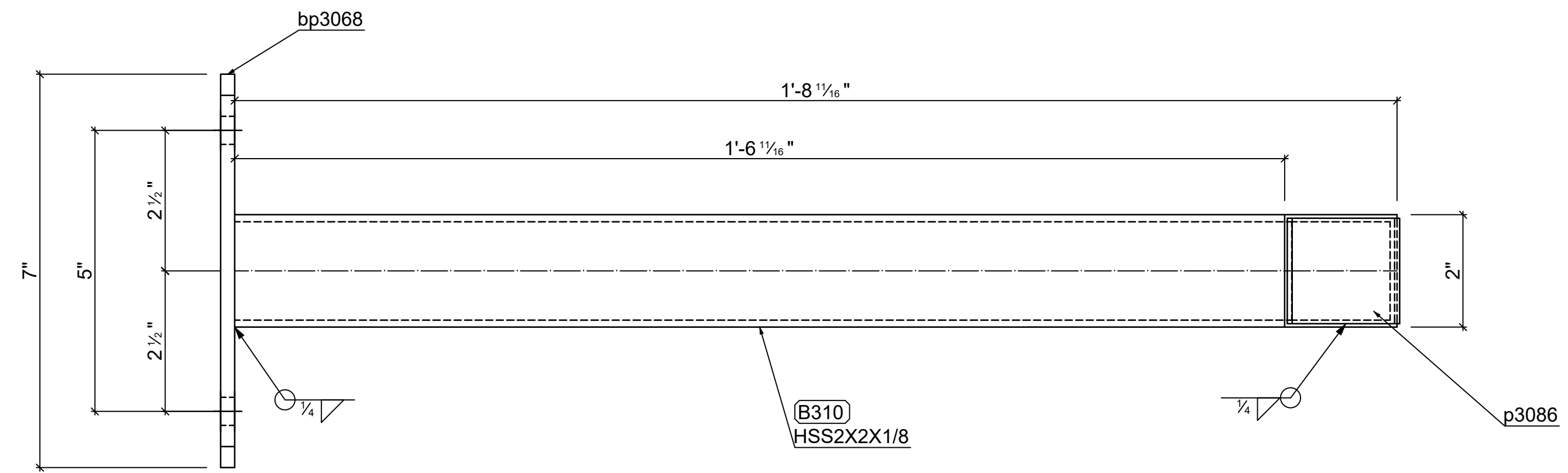


2 - **B309** RB 3/8 THREADED 6" EACH END

REV.	Date	BY	Description
A	5/15/2023	MJW	FOR APPROVAL
B	5/20/2023	MJW	FPR APPROVAL - PER JP CULLEN REVIEW
C	5/22/2023	MJW	FOR APPROVAL - PER JP CULLEN REVIEW

<b>&lt;COMPANY NAME</b>			
<COMPANY ADDRESS>			
<PHONE NUMBER>			
STEEL SCOPE: <SCOPE>			
PROJ. / CLIENT: <CONTRACTOR>			
BUILDING: <BUILDING/SCOPE>			
LOCATION: <LOCATION>			
DATE: <DATE>			STATUS: Not Set
DRAWN BY: MJW	JOB NO:	SHEET NO: 309	REV: C
CHECKED BY:			

Mark	Quantity	Description	Length	Grade	Part weight	Total weight
GRD-CV-001-S2						
B310	6					
B310	6	HSS2X2X1/8	1'-8 11/16"	S304	5.36	32.15
bp3068	6	PL 1/4"x7"x0'-7"	0'-7"	S304	3.53	21.17
p3086	6	PL 1/8"x1-7/8"x0'-2 11/16"	0'-2 11/16"	S304	0.18	1.10
	18				9.07	54.42
	18				<b>TOTAL:</b>	<b>54.42</b>



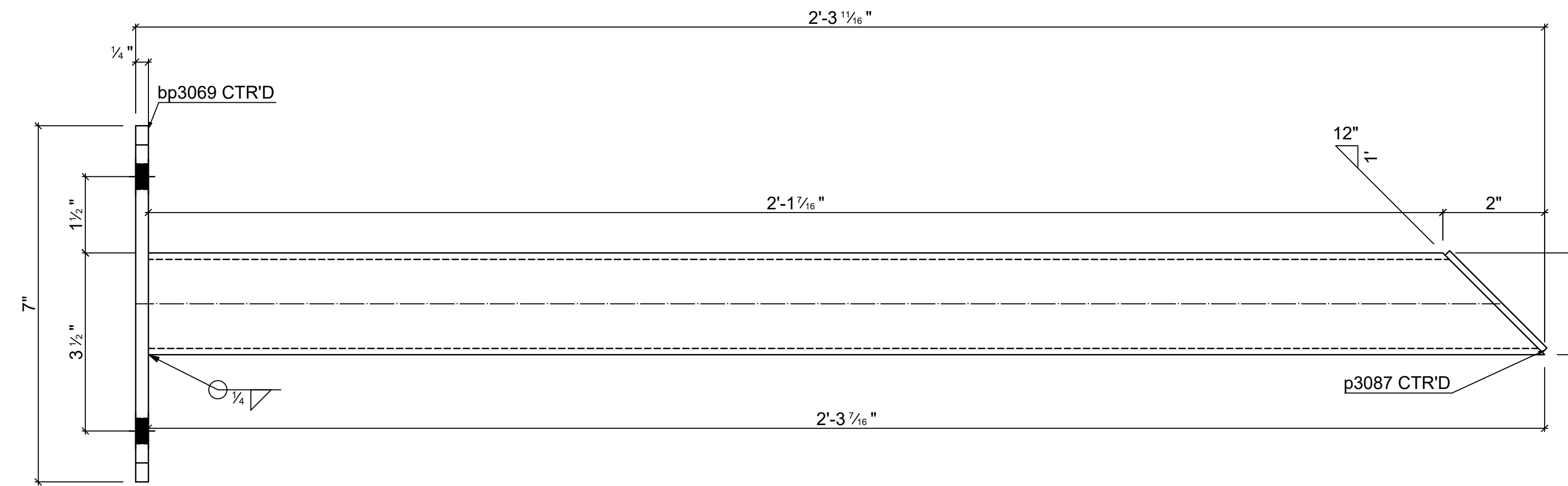
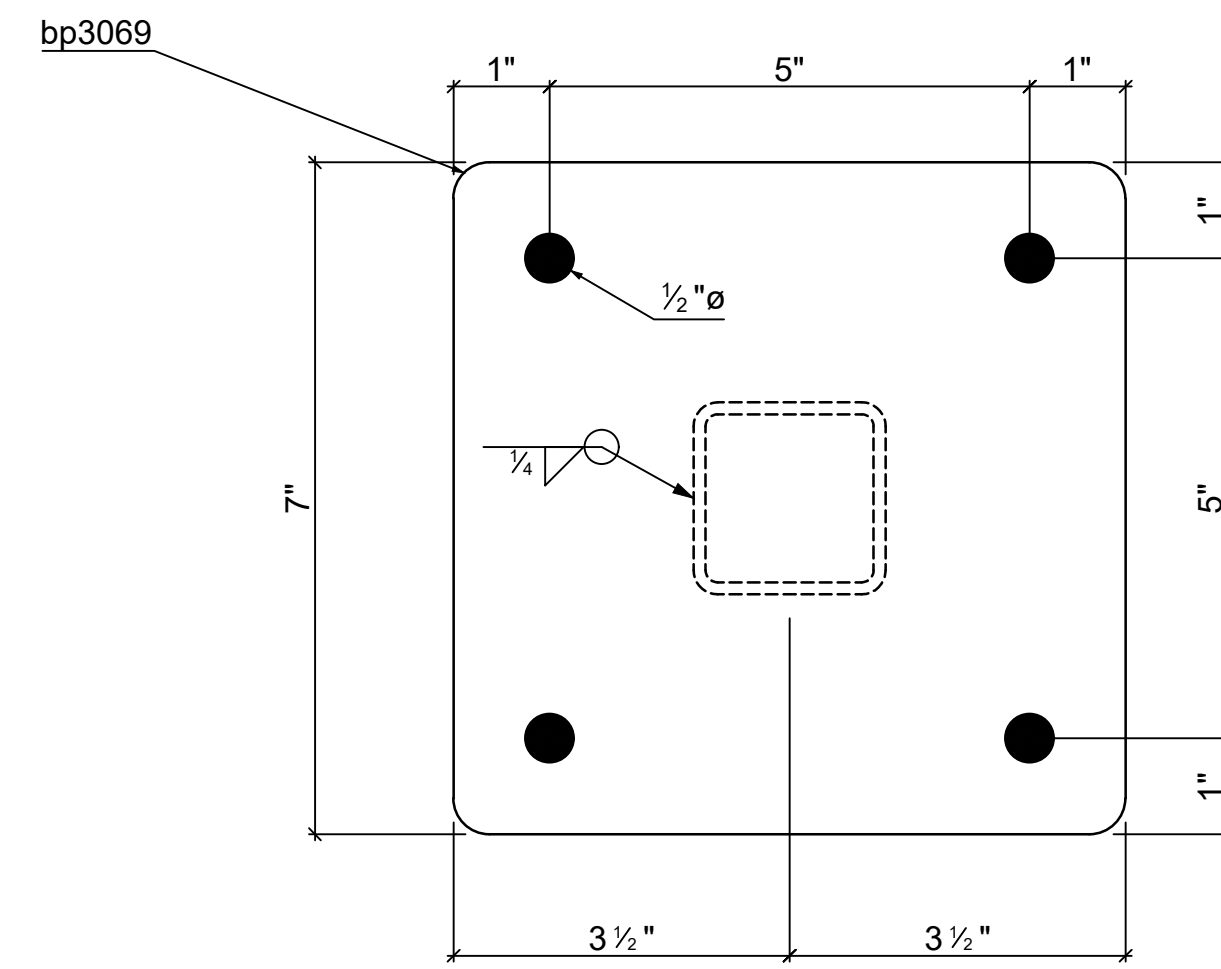
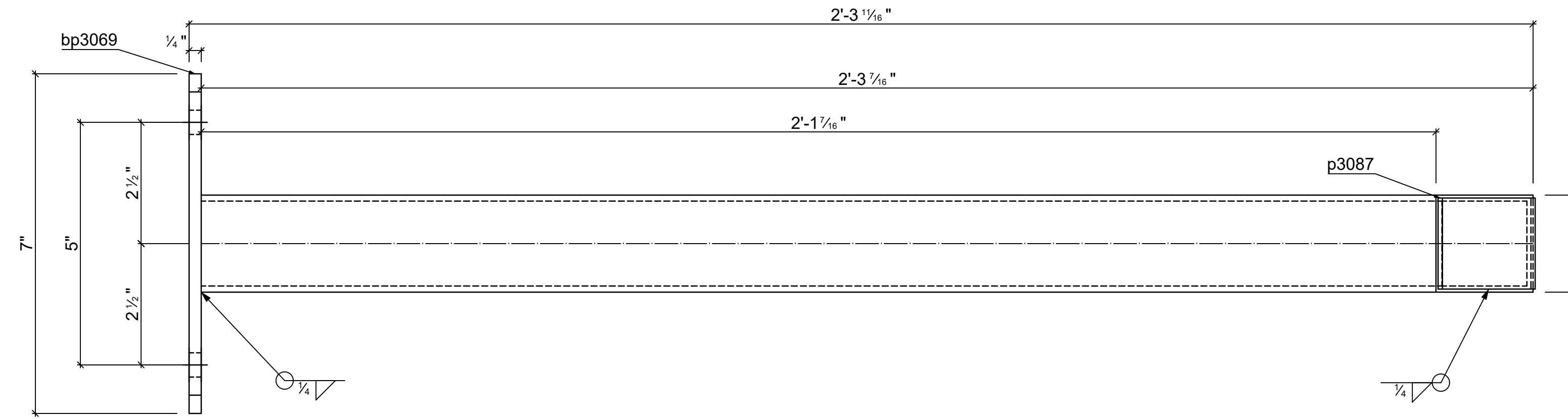
6 - B310 HSS2X2X1/8

REV.	Date	BY	Description
A	5/15/2023	MJW	FOR APPROVAL
B	5/20/2023	MJW	FPR APPROVAL - PER JP CULLEN REVIEW
C	5/22/2023	MJW	FOR APPROVAL - PER JP CULLEN REVIEW

<b>&lt;COMPANY NAME&gt;</b>			
<COMPANY ADDRESS>			
<PHONE NUMBER>			
STEEL SCOPE: <SCOPE>			
PROJ. / CLIENT: <CONTRACTOR>			
BUILDING: <BUILDING/SCOPE>			
LOCATION: <LOCATION>			
DATE: <DATE>			STATUS: Not Set
DRAWN BY: MJW		JOB NO:	SHEET NO: 310
CHECKED BY:			REV: C

Quantity	Description	Length
24	3/8" HILTI KB3 TZ	0'-5"
24	ACORN NUTS	

Mark	Quantity	Description	Length	Grade	Part weight	Total weight
GRD-CV-002-S4						
B311	6					
B311	6	HSS2X2X1/8	2'-3 7/16"	S304	7.11	42.64
bp3069	6	PL 1/4"x7"x0'-7"	0'-7"	S304	3.53	21.17
p3087	6	PL 1/8"x1-7/8"x0'-2 11/16"	0'-2 11/16"	S304	0.18	1.10
	18				10.82	64.91
	<b>18</b>				<b>TOTAL:</b>	<b>64.91</b>



6 - **B311** HSS2X2X1/8

REV.	Date	BY	Description
A	5/15/2023	MJW	FOR APPROVAL
B	5/20/2023	MJW	FPR APPROVAL - PER JP CULLEN REVIEW
C	5/22/2023	MJW	FOR APPROVAL - PER JP CULLEN REVIEW

**<COMPANY NAME>**  
 <COMPANY ADDRESS>  
 <PHONE NUMBER>

STEEL SCOPE: <SCOPE>

PROJ. / CLIENT: <CONTRACTOR>

BUILDING: <BUILDING/SCOPE>

LOCATION: <LOCATION>

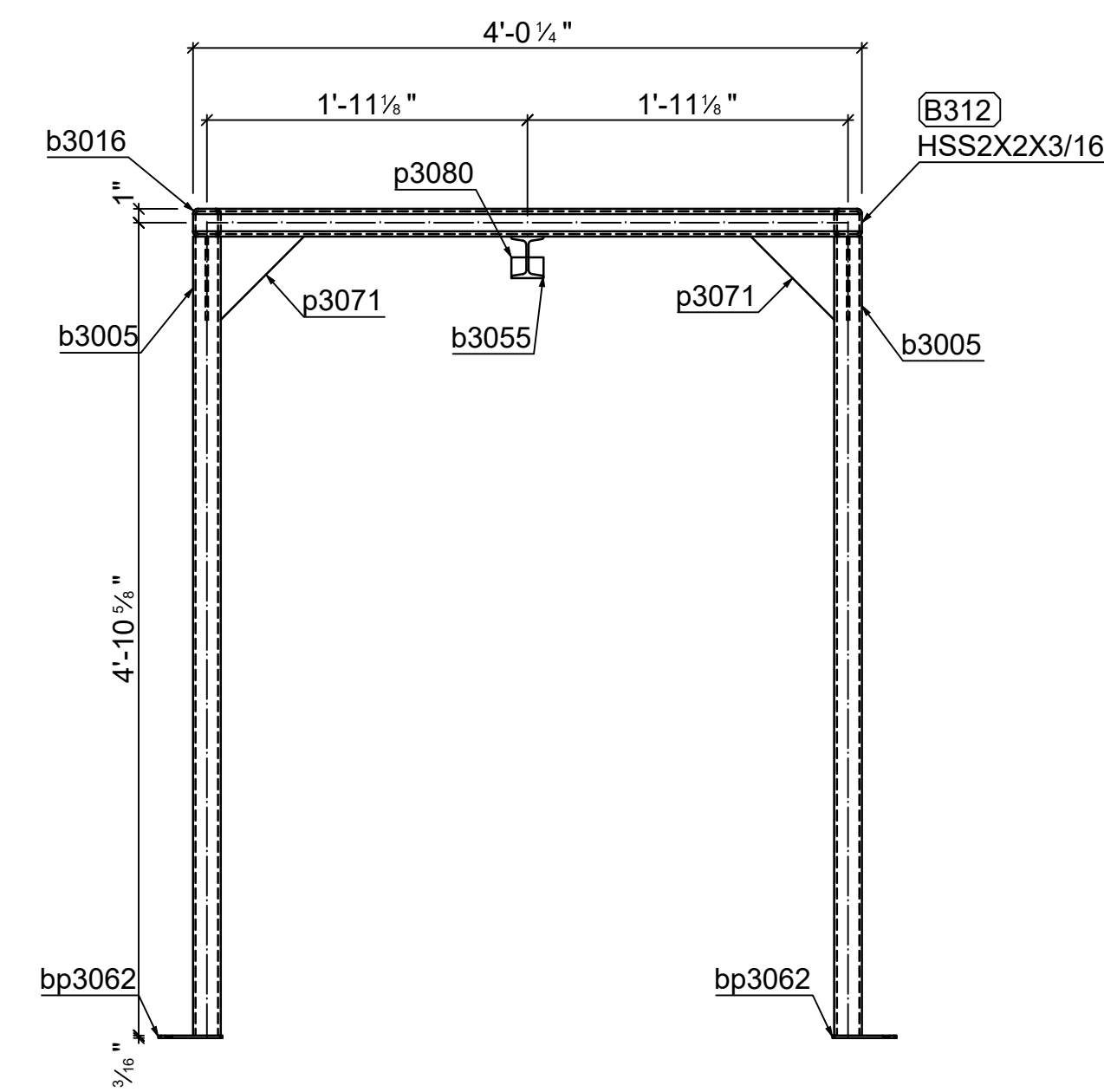
DATE: <DATE> STATUS: Not Set

DRAWN BY: MJW JOB NO: SHEET NO: **311** REV: **C**

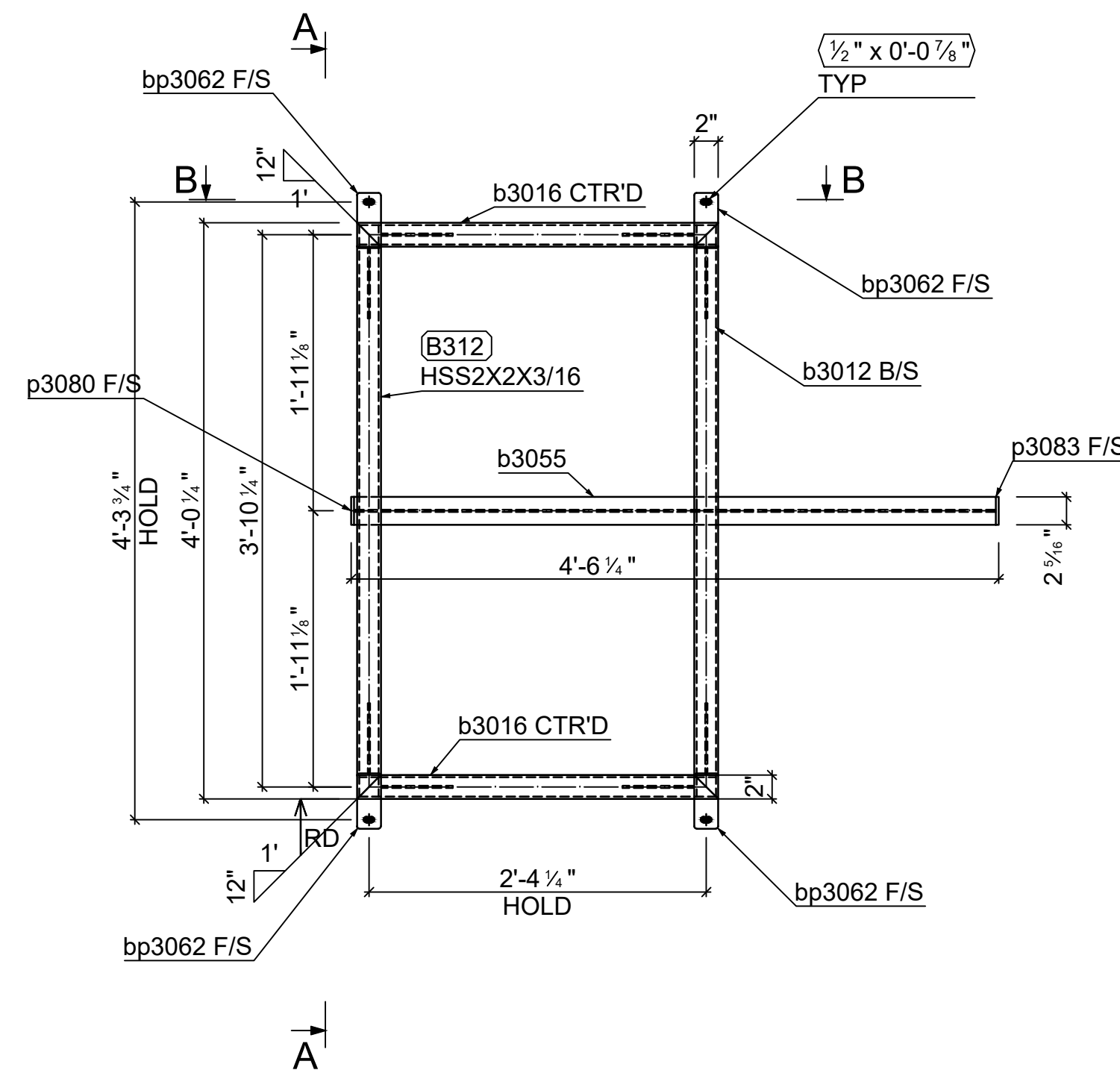
CHECKED BY:

Quantity	Description	Length
24	3/8" HILTI KB3 TZ	0'-5"
24	ACORN NUTS	

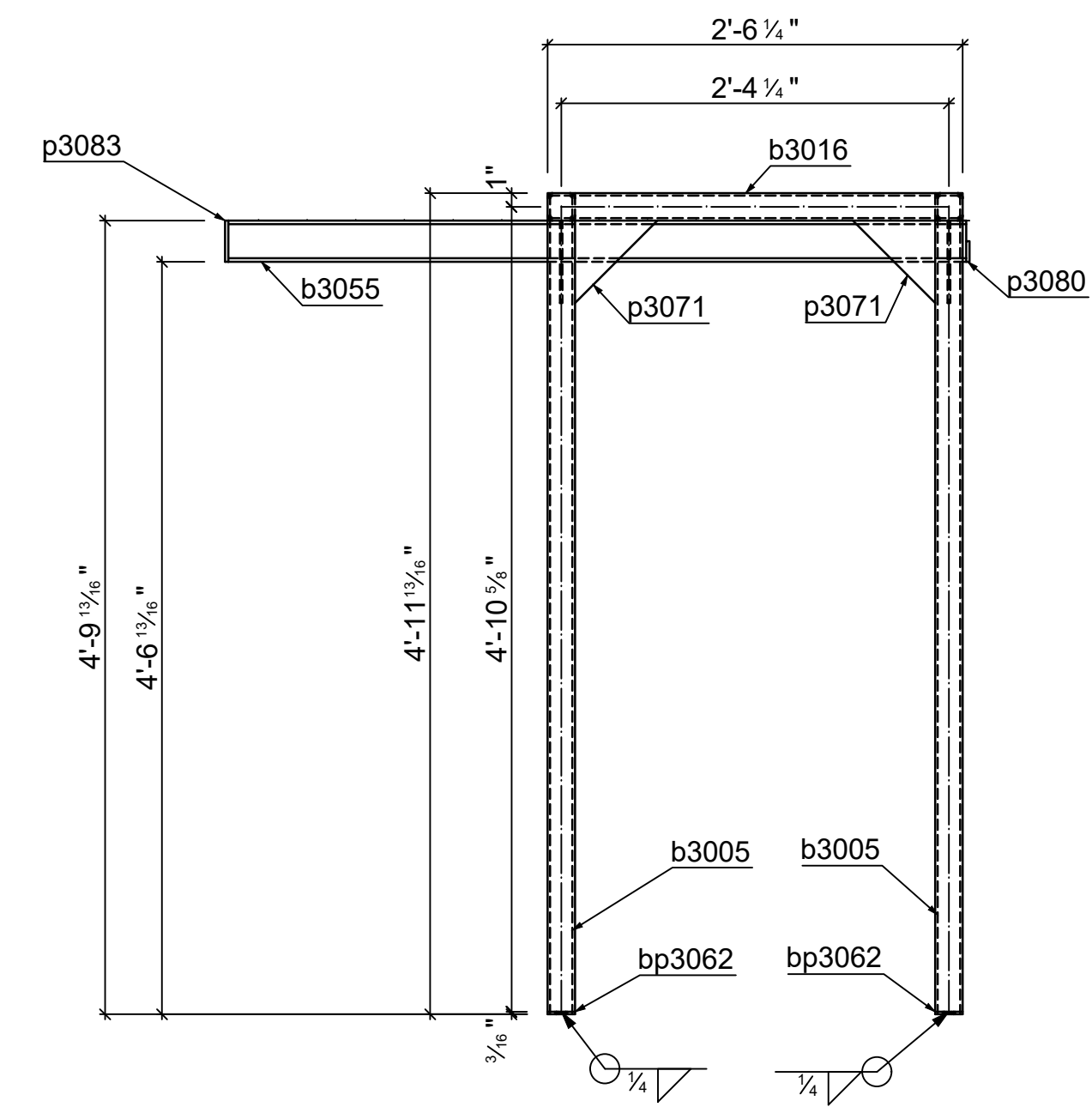
Mark	Quantity	Description	Length	Grade	Part weight	Total weight
GRD-CVHST-S1						
B312	1					
B312	2	HSS2X2X3/16	4'-0 1/4"	S304	17.70	35.40
b3055	1	S3X5.7	4'-5 3/4"	S304	26.02	26.02
b3005	4	HSS2X2X3/16	4'-9 5/8"	S304	21.14	84.57
b3016	2	HSS2X2X3/16	2'-6 1/4"	S304	11.10	22.20
p3071	8	PL 3/16"x6"x0-6"	0-6"	S304	0.98	7.80
p3083	1	PL 1/4"x2-5/16"x0-3"	0-3"	S304	0.51	0.51
bp3062	4	PL 3/16"x2"x0-4 5/8"	0-4 5/8"	S304	0.50	2.00
p3080	1	PL 1/4"x1-1/2"x0-2 5/16"	0-2 5/16"	S304	0.25	0.25
	23				178.74	178.74
	<b>23</b>			<b>TOTAL:</b>		<b>178.74</b>



Section A - A



1 - **B312** HSS2X2X3/16



Section B - B

REV.	Date	BY	Description
A	5/15/2023	MJW	FOR APPROVAL
B	5/20/2023	MJW	FPR APPROVAL - PER JP CULLEN REVIEW
C	5/22/2023	MJW	FOR APPROVAL - PER JP CULLEN REVIEW

<COMPANY NAME>

<COMPANY ADDRESS>

<PHONE NUMBER>

STEEL SCOPE: <SCOPE>

PROJ. / CLIENT: <CONTRACTOR>

BUILDING: <BUILDING/SCOPE>

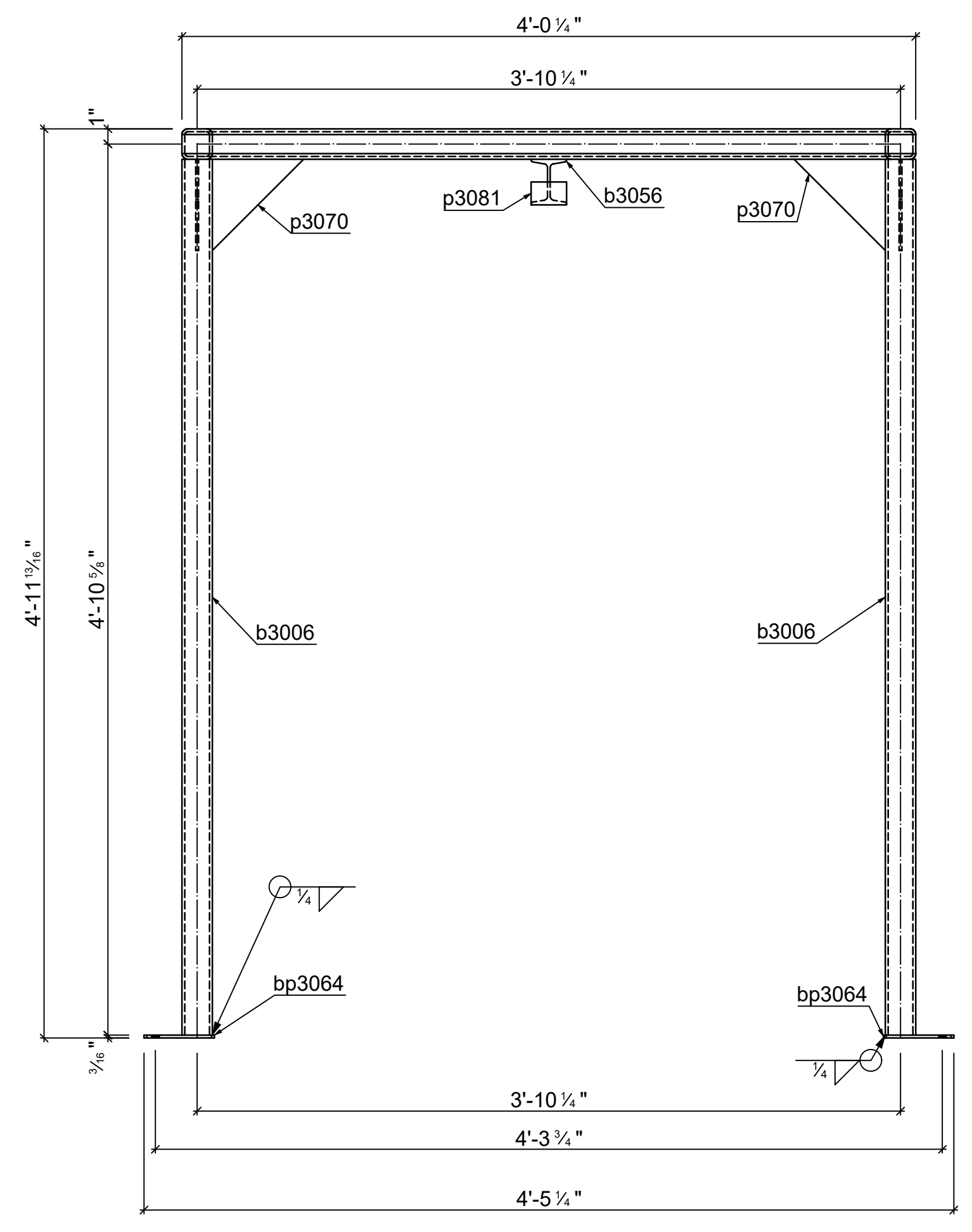
LOCATION: <LOCATION>

DATE: <DATE>      STATUS: Not Set

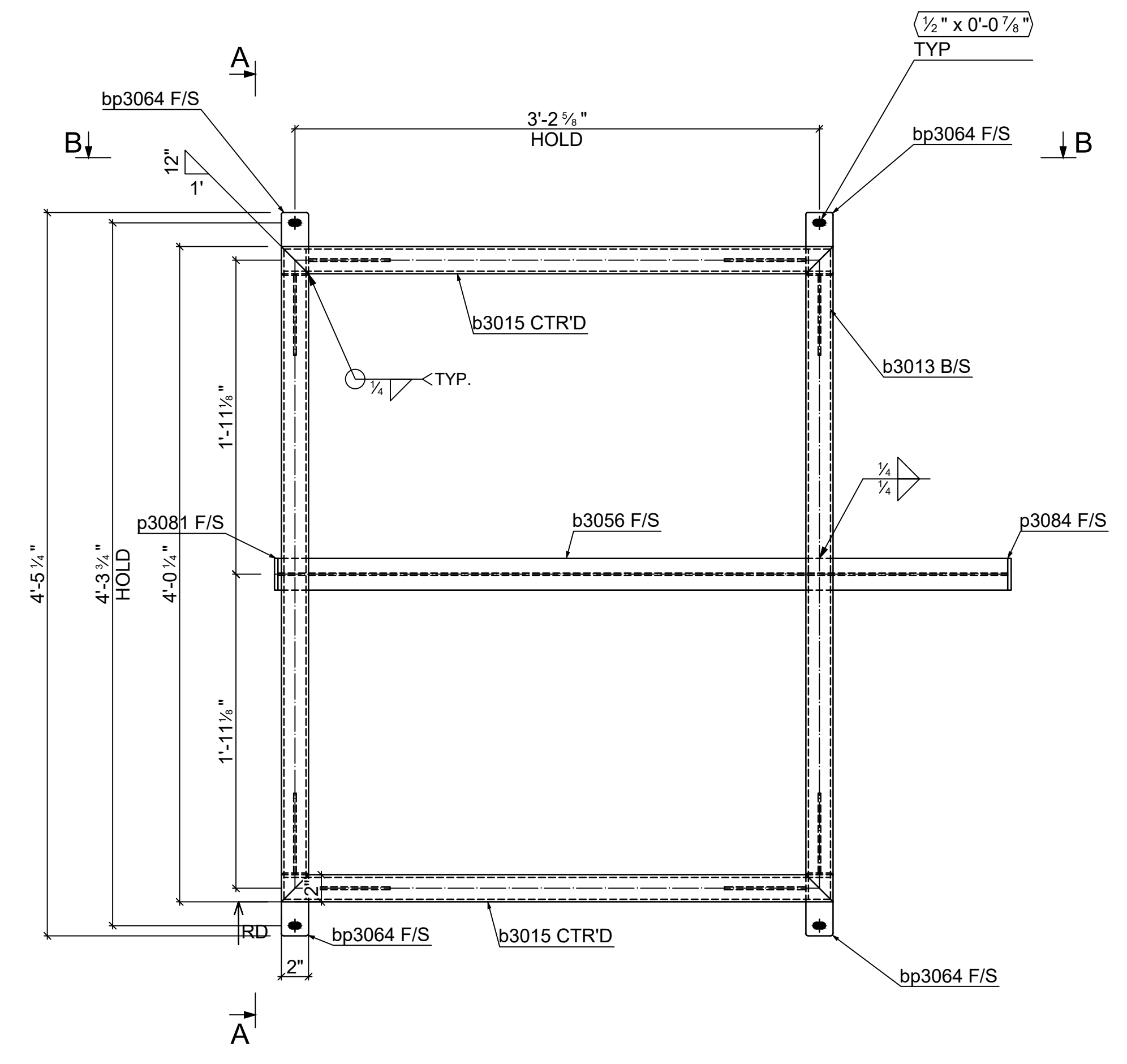
DRAWN BY: MJW      JOB NO:      SHEET NO: **312**      REV: **C**

CHECKED BY: \_\_\_\_\_

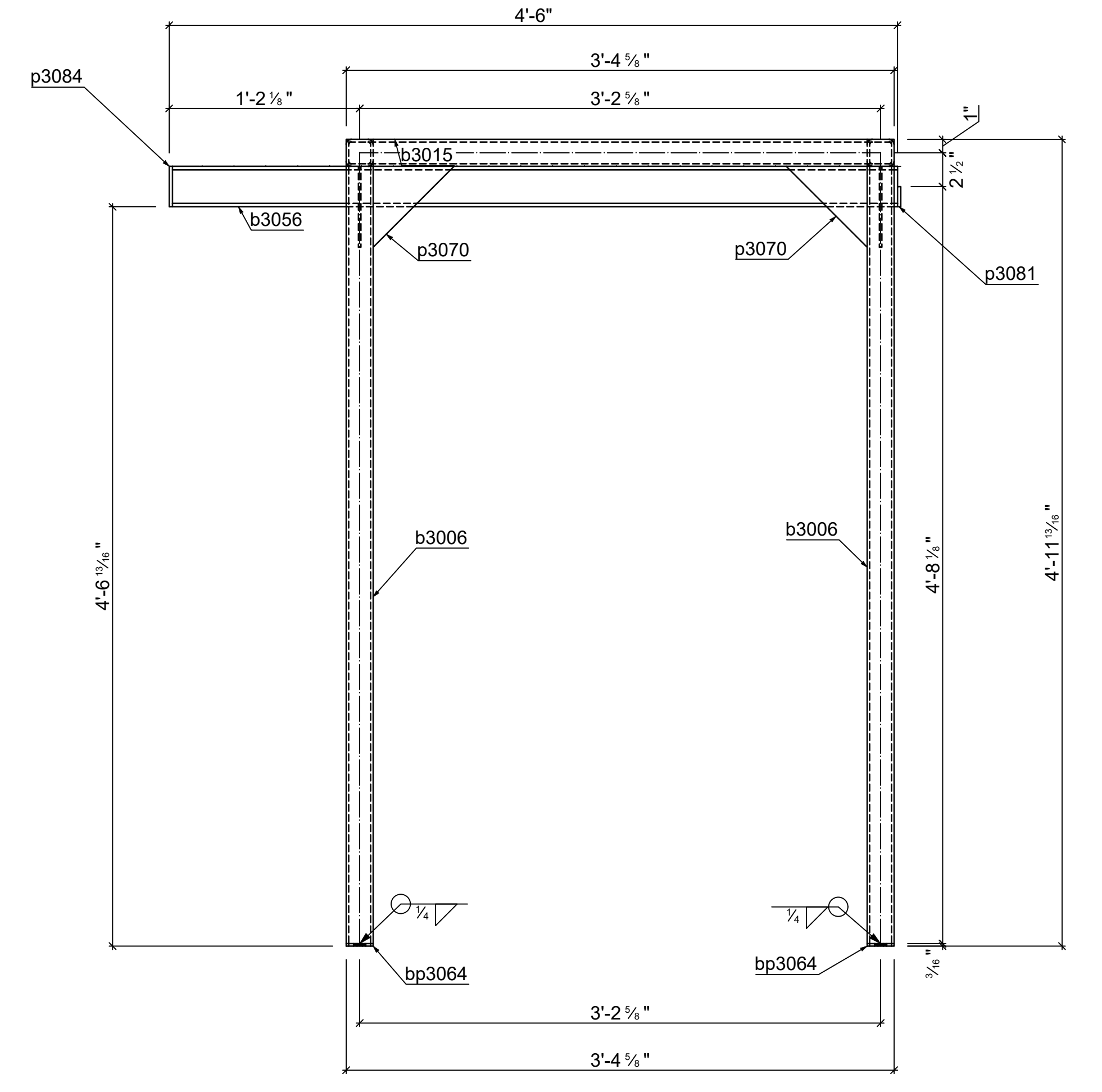
Mark	Quantity	Description	Length	Grade	Part weight	Total weight
GRD-CVHST-S2						
B313	1					
B313	2	HSS2X2X3/16	4'-0 1/4"	S304	17.70	35.40
b3056	1	S3X5.7	4'-5 3/4"	S304	26.02	26.02
b3006	4	HSS2X2X3/16	4'-9 5/8"	S304	21.14	84.57
b3015	2	HSS2X2X3/16	3'-4 5/8"	S304	14.90	29.81
p3070	8	PL 3/16"x6"x0'-6"	0'-6"	S304	0.98	7.80
p3084	1	PL 1/4"x2-5/16"x0'-3"	0'-3"	S304	0.51	0.51
bp3064	4	PL 3/16"x2"x0'-4 5/8"	0'-4 5/8"	S304	0.50	2.00
p3081	1	PL 1/4"x1-1/2"x0'-2 5/16"	0'-2 5/16"	S304	0.25	0.25
	23				186.35	186.35
	<b>23</b>				<b>TOTAL:</b>	<b>186.35</b>



Section A - A



1 - **B313** HSS2X2X3/16



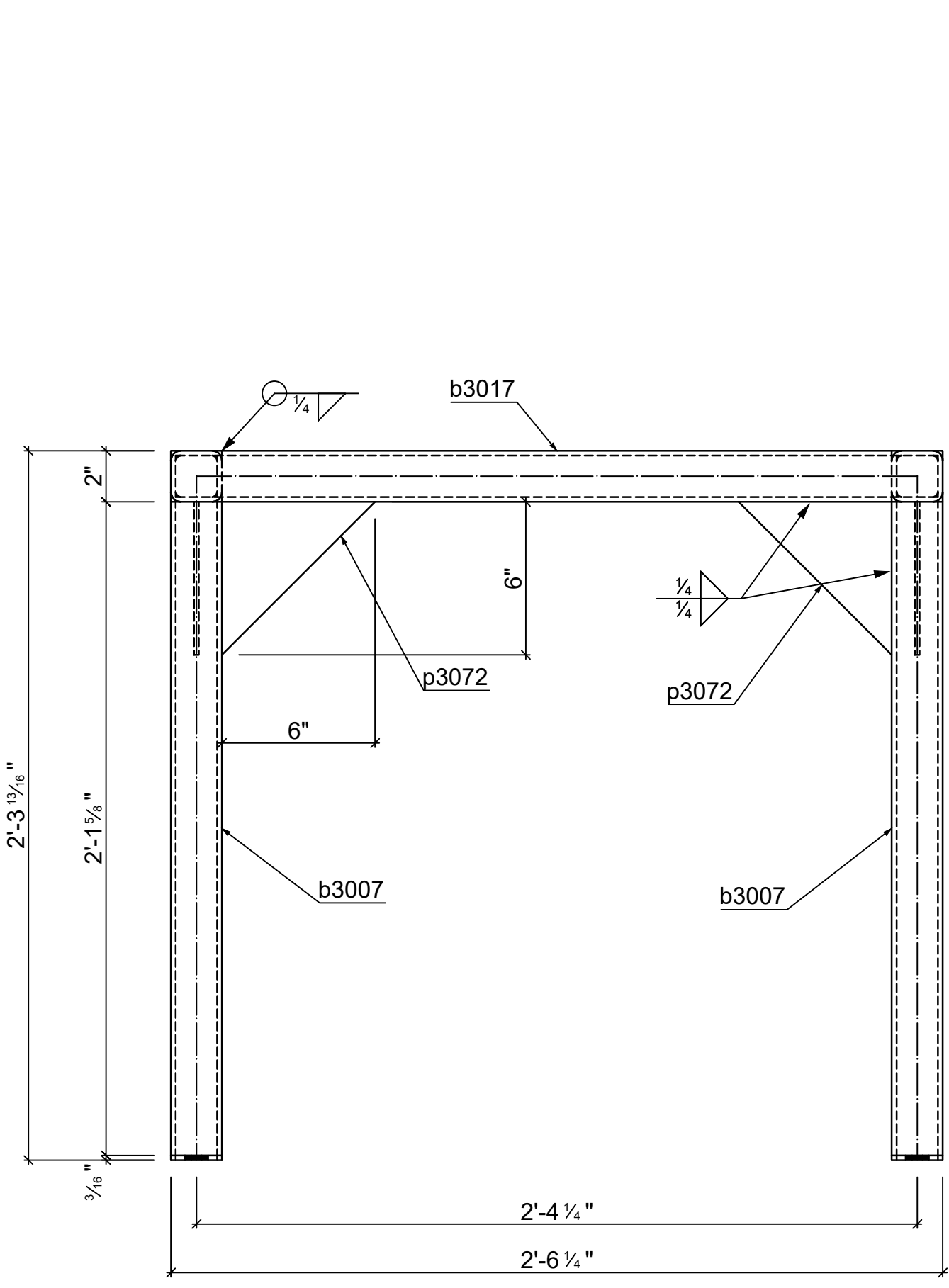
Section B - B

REV.	Date	BY	Description
A	5/15/2023	MJW	FOR APPROVAL
B	5/20/2023	MJW	FPR APPROVAL - PER JP CULLEN REVIEW
C	5/22/2023	MJW	FOR APPROVAL - PER JP CULLEN REVIEW

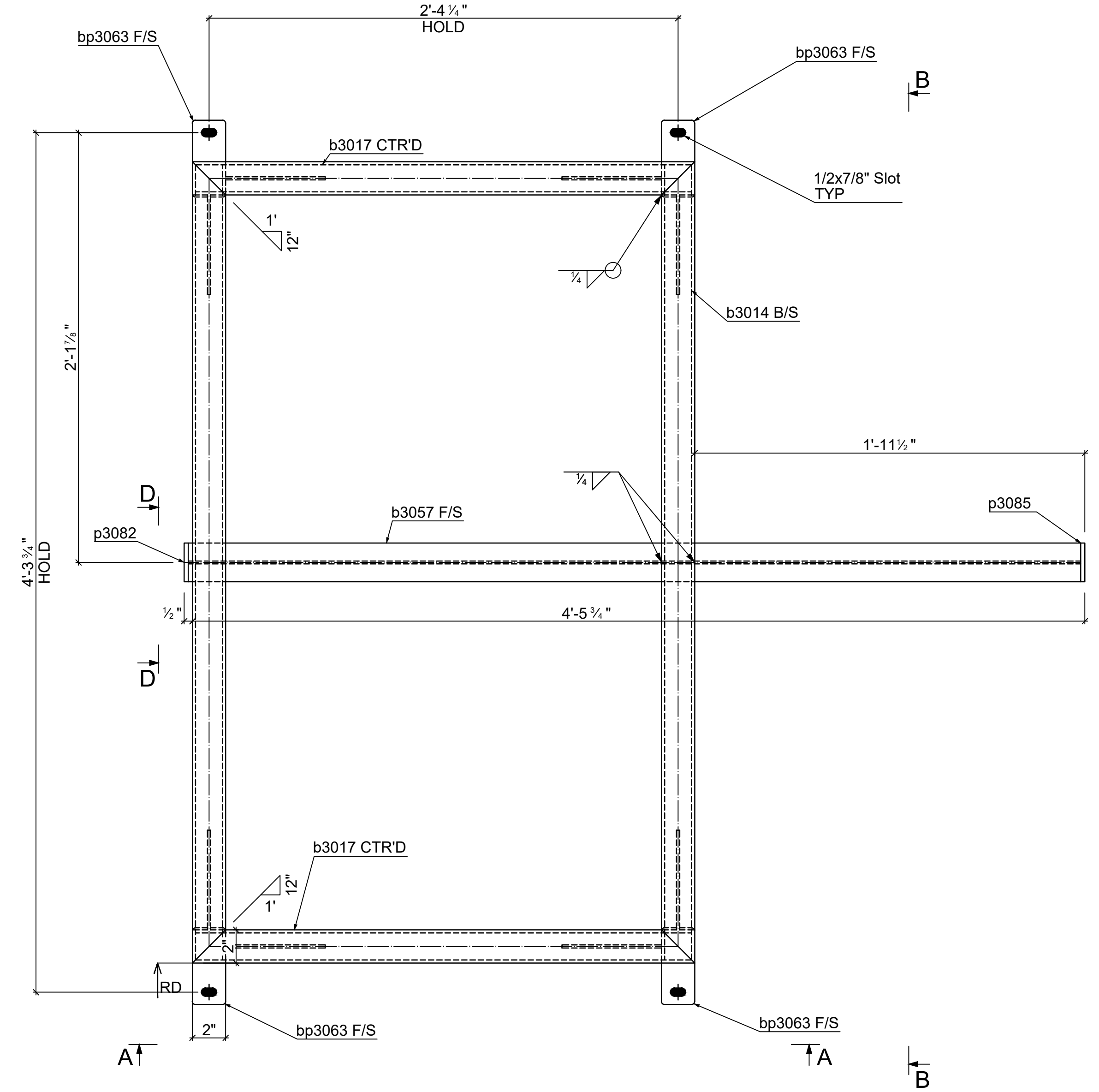
**<COMPANY NAME>**  
 <COMPANY ADDRESS>  
 <PHONE NUMBER>

STEEL SCOPE: <SCOPE>	
PROJ. / CLIENT: <CONTRACTOR>	
BUILDING: <BUILDING/SCOPE>	
LOCATION: <LOCATION>	
DATE: <DATE>	STATUS: Not Set
DRAWN BY: MJW	JOB NO:
CHECKED BY:	SHEET NO: <b>313</b>
	REV: <b>C</b>

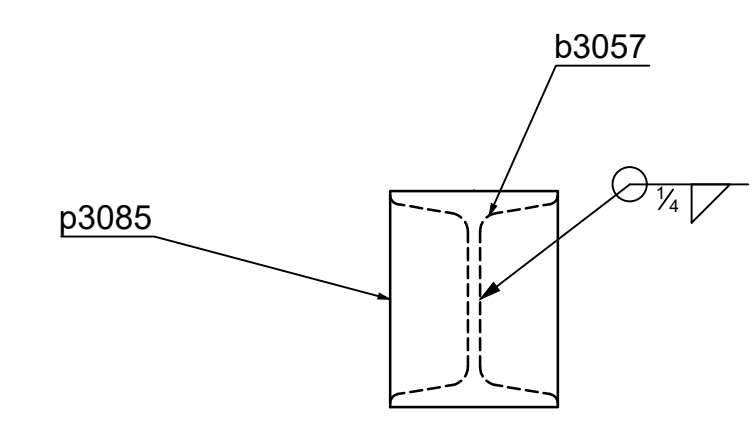
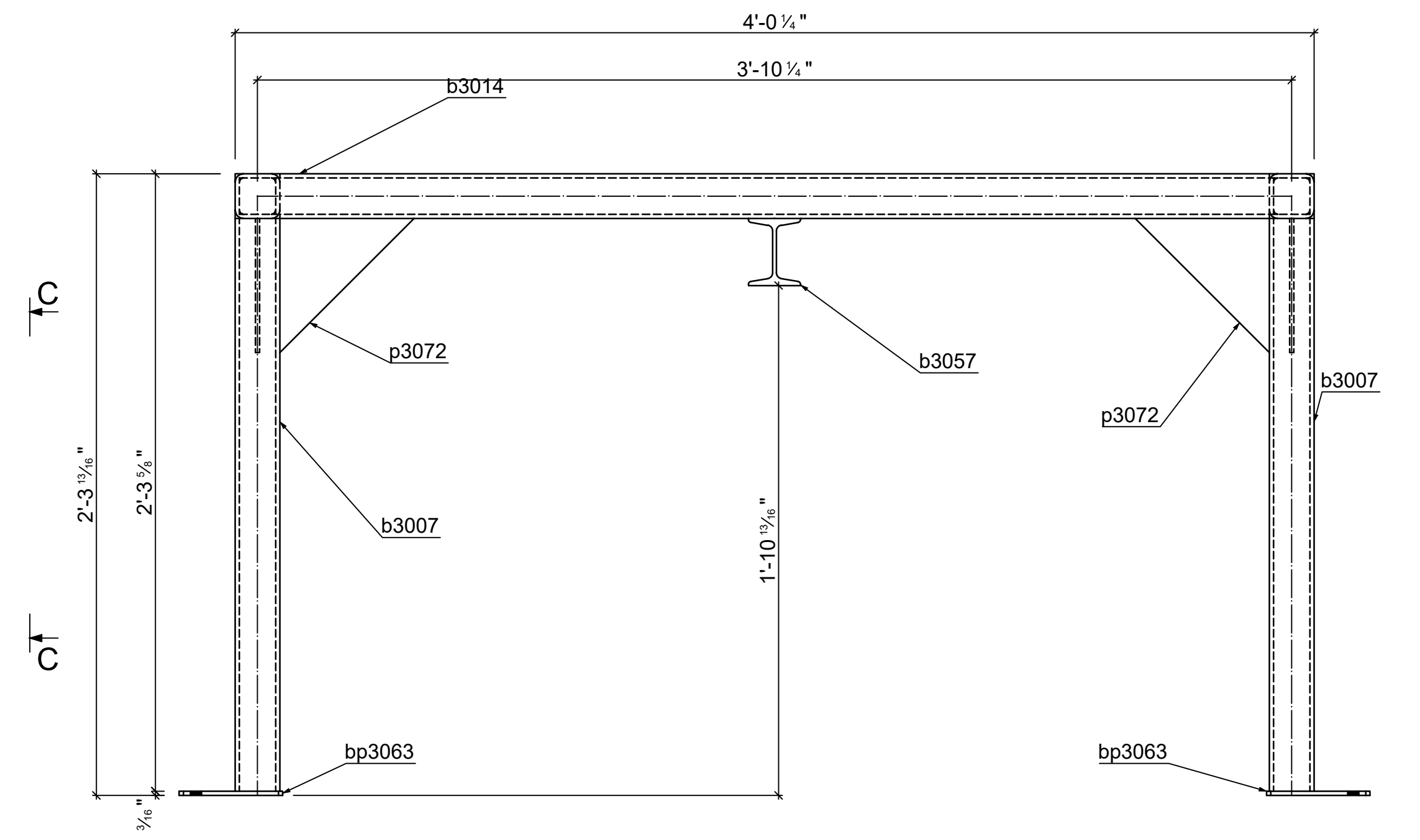
Mark	Quantity	Description	Length	Grade	Part weight	Total weight
GRD-CVHST-S3						
B314	1					
B314	2	HSS2X2X3/16	4'-0 1/4"	S304	17.70	35.40
b3057	1	S3X5.7	4'-5 3/4"	S304	26.02	26.02
b3017	2	HSS2X2X3/16	2'-6 1/4"	S304	11.10	22.20
b3007	4	HSS2X2X3/16	2'-1 5/8"	S304	9.40	37.60
p3072	8	PL 3/16"x6"x0'-6"	0'-6"	S304	0.98	7.80
p3085	1	PL 1/4"x2-5/16"x0'-3"	0'-3"	S304	0.51	0.51
bp3063	4	PL 3/16"x2"x0'-4 5/8"	0'-4 5/8"	S304	0.50	2.00
p3082	1	PL 1/4"x1-1/2"x0'-2 5/16"	0'-2 5/16"	S304	0.25	0.25
	23				131.78	131.78
	<b>23</b>				<b>TOTAL:</b>	<b>131.78</b>



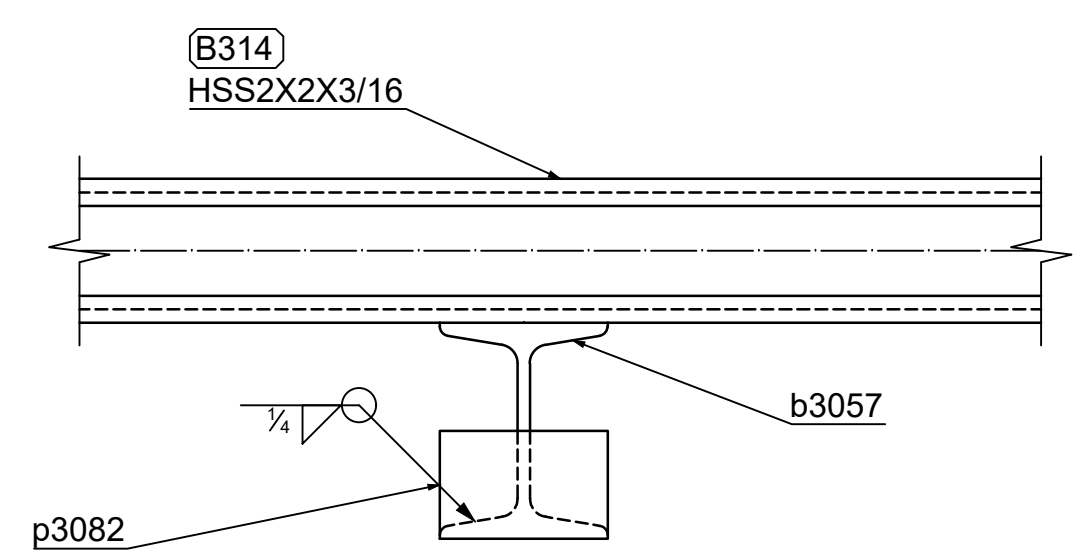
Section A - A



Section B - B



Section C - C



Section D - D

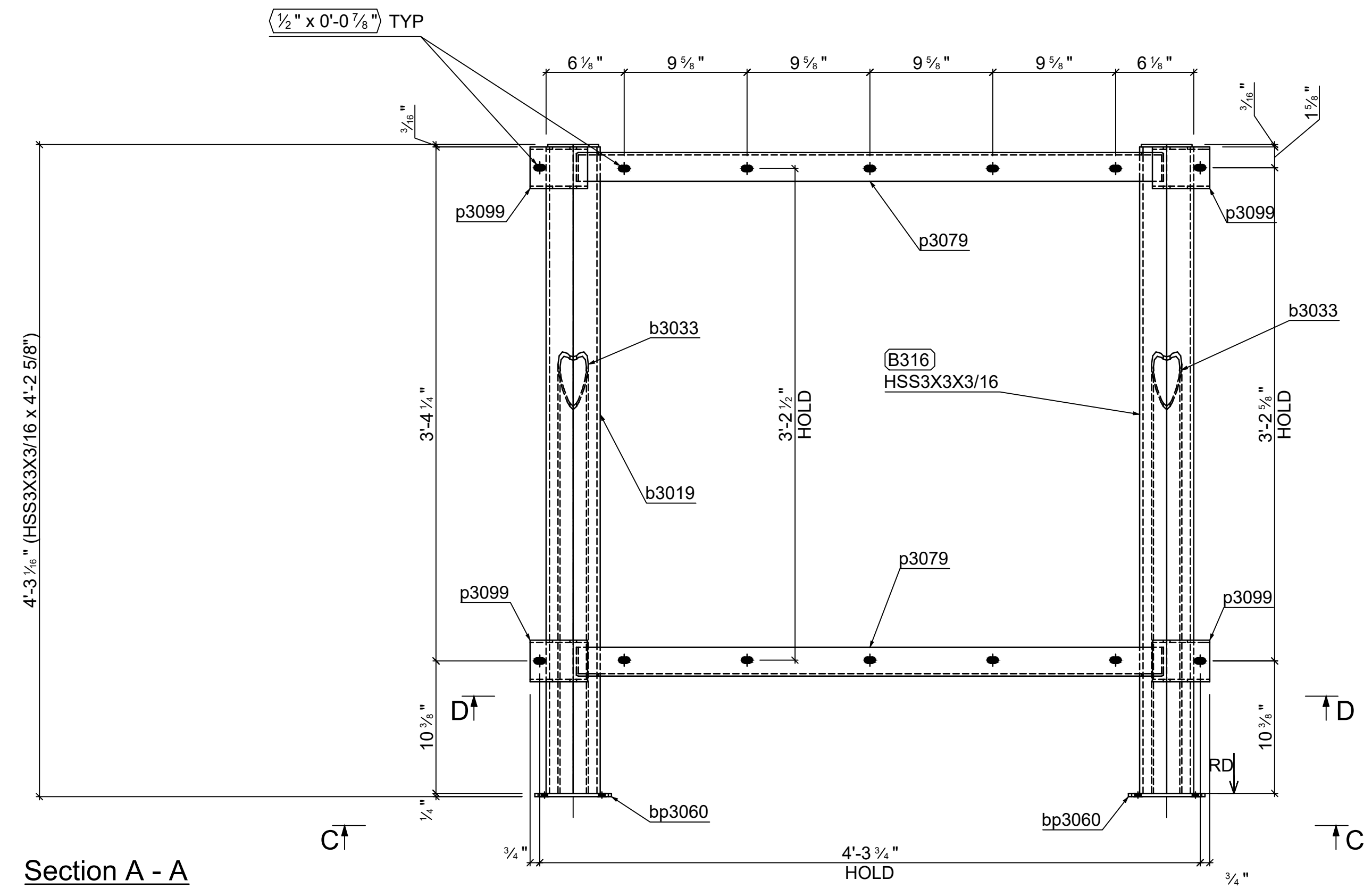
1 - **B314** HSS2X2X3/16

REV.	Date	BY	Description
A	5/15/2023	MJW	FOR APPROVAL
B	5/20/2023	MJW	FPR APPROVAL - PER JP CULLEN REVIEW
C	5/22/2023	MJW	FOR APPROVAL - PER JP CULLEN REVIEW

**<COMPANY NAME>**  
 <COMPANY ADDRESS>  
 <PHONE NUMBER>

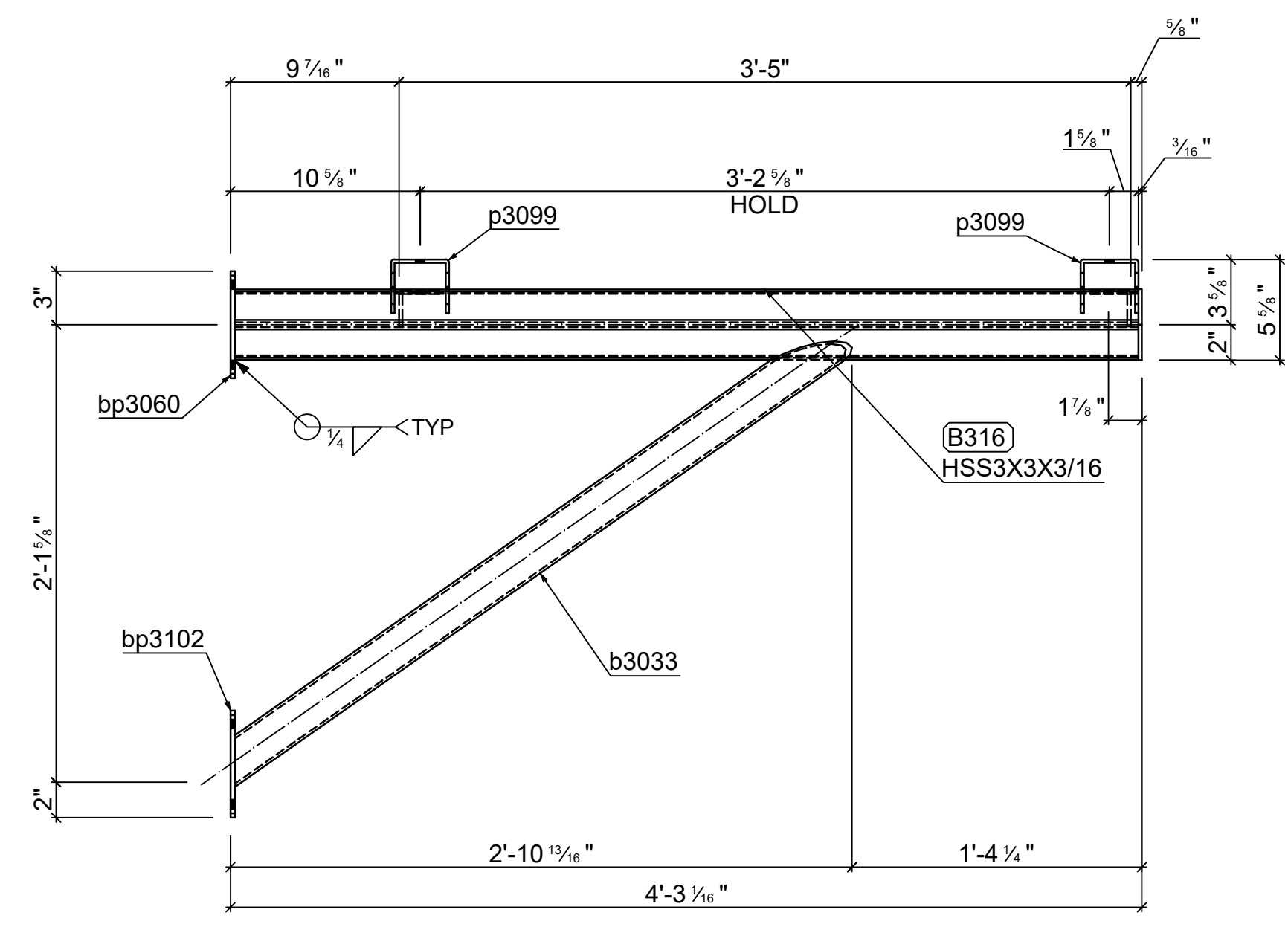
STEEL SCOPE: <SCOPE>	
PROJ. / CLIENT: <CONTRACTOR>	
BUILDING: <BUILDING/SCOPE>	
LOCATION: <LOCATION>	
DATE: <DATE>	STATUS: Not Set
DRAWN BY: MJW	JOB NO:
CHECKED BY:	SHEET NO: <b>314</b>
	REV: <b>C</b>



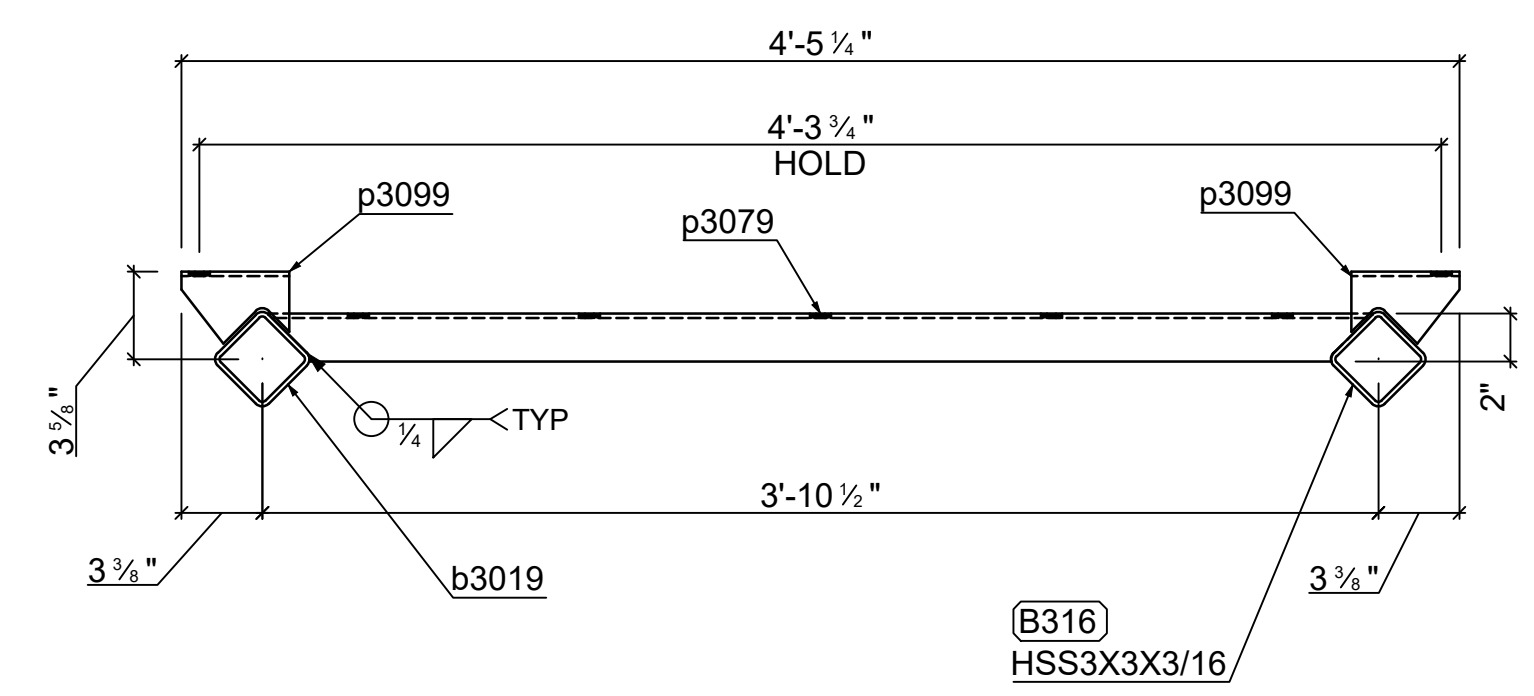


Section A - A

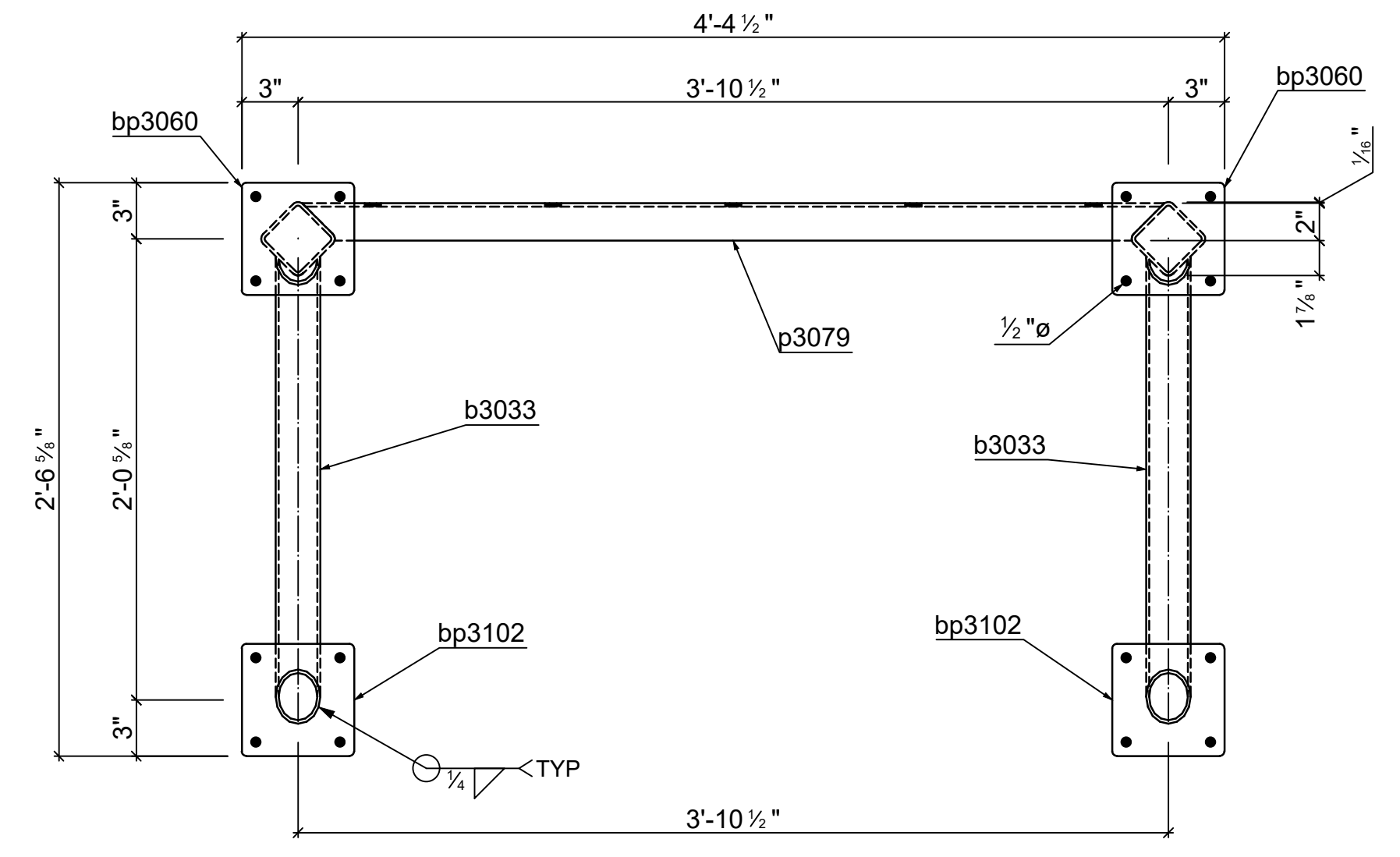
1 - **B316** HSS3X3X3/16  
 d=3" b=3" t=3/16" w=3/16" k=  
 Grid reference



Section B - B



Section D - D



Section C - C

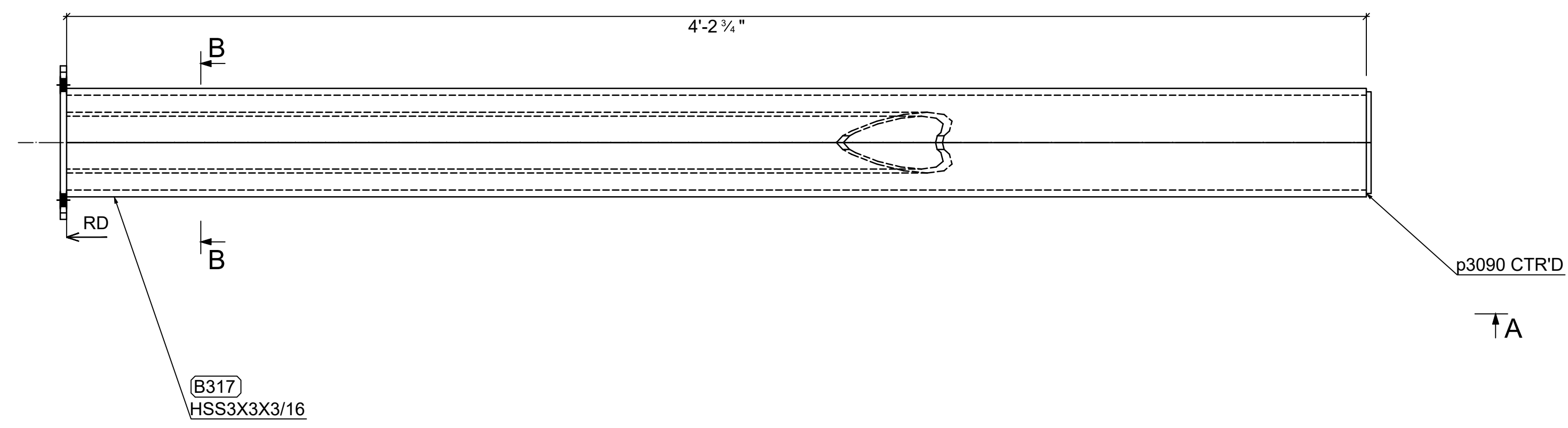
Mark	Quantity	Description	Length	Grade	Part weight	Total weight
GRD-CV-002-S1						
B316	1					
B316	1	HSS3X3X3/16	4'-2 5/8"	S304	29.54	29.54
b3019	1	HSS3X3X3/16	4'-2 5/8"	S304	29.54	29.54
b3033	2	Pipe2STD	3'-6 7/16"	S304	13.18	26.36
p3079	2	PL 3/16"x3-7/8"x3'-10"	3'-10"	S304	9.49	18.99
bp3060	2	PL 1/4"x6"x0'-6"	0'-6"	S304	2.60	5.19
bp3102	2	PL 1/4"x6"x0'-6"	0'-6"	S304	2.60	5.19
p3099	4	PL 3/16"x4-1/2"x0'-8 1/2"	0'-8 1/2"	S304	1.78	7.14
p3077	2	PL 3/16"x2-13/16"x0'-2 13/16"	0'-2 13/16"	S304	0.43	0.86
	16				122.81	122.81
	<b>16</b>				<b>TOTAL:</b>	<b>122.81</b>

REV.	Date	BY	Description
A	5/15/2023	MJW	FOR APPROVAL
B	5/20/2023	MJW	FPR APPROVAL - PER JP CULLEN REVIEW
C	5/22/2023	MJW	FOR APPROVAL - PER JP CULLEN REVIEW

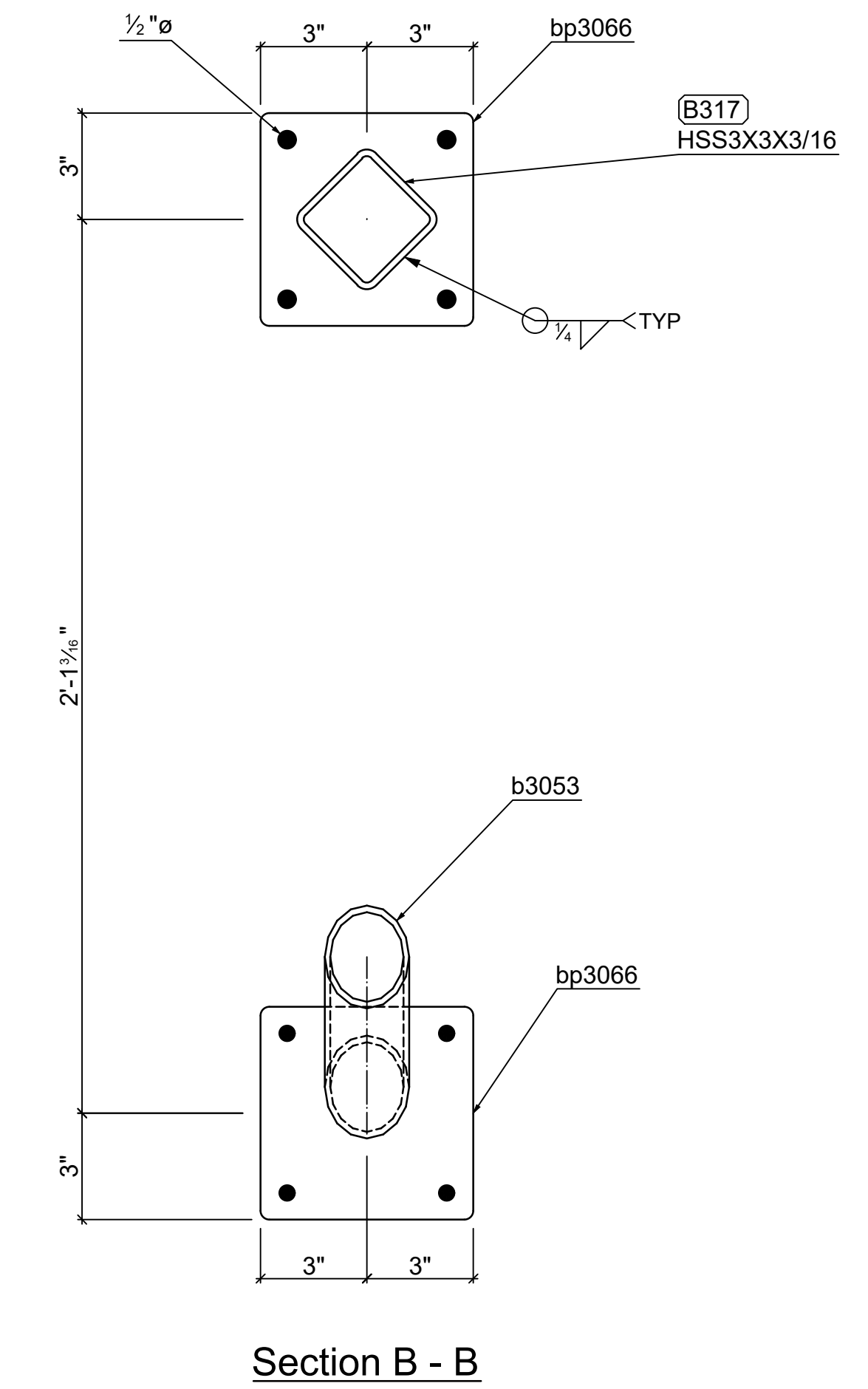
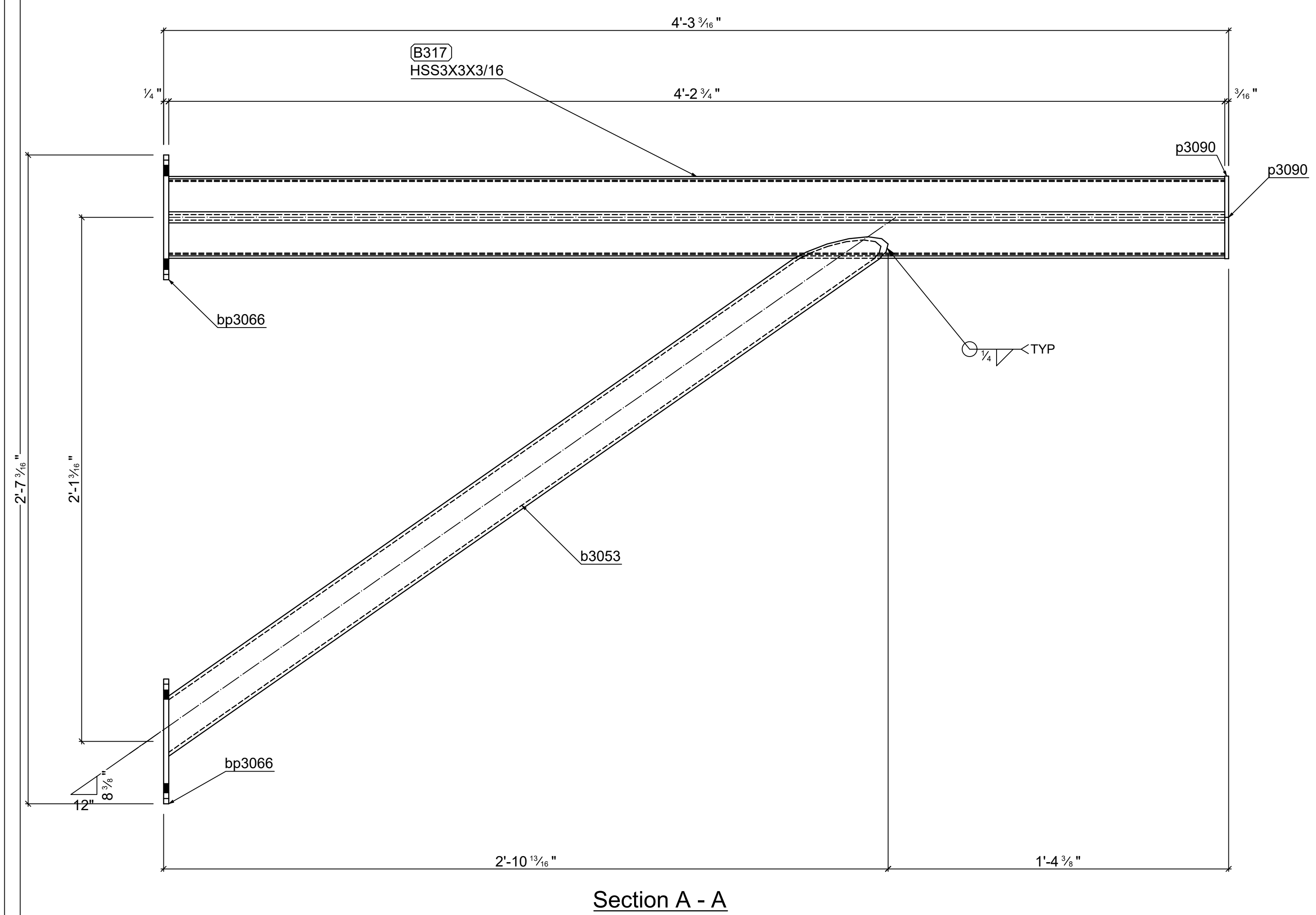
**<COMPANY NAME>**  
 <COMPANY ADDRESS>  
 <PHONE NUMBER>

STEEL SCOPE: <SCOPE>			
PROJ. / CLIENT: <CONTRACTOR>			
BUILDING: <BUILDING/SCOPE>			
LOCATION: <LOCATION>			
DATE: <DATE>	STATUS: Not Set		
DRAWN BY: MJW	JOB NO:	SHEET NO: 316	REV: C
CHECKED BY:			

Quantity	Description	Length
16	3/8" HILTI KB3 TZ	0'-5"



Mark	Quantity	Description	Length	Grade	Part weight	Total weight
GRD-CV-002-S3						
B317	3					
B317	3	HSS3X3X3/16	4'-2 3/4"	S304	29.61	88.83
b3053	3	Pipe2STD	3'-6 7/16"	S304	13.18	39.55
bp3066	6	PL 1/4"x6"x0'-6"	0'-6"	S304	2.60	15.58
p3090	3	PL 3/16"x2-13/16"x0'-2 13/16"	0'-2 13/16"	S304	0.43	1.29
	15				48.41	145.24
	15				<b>TOTAL:</b>	<b>145.24</b>



3 - **B317** HSS3X3X3/16

REV.	Date	BY	Description
A	5/15/2023	MJW	FOR APPROVAL
B	5/20/2023	MJW	FPR APPROVAL - PER JP CULLEN REVIEW
C	5/22/2023	MJW	FOR APPROVAL - PER JP CULLEN REVIEW

**<COMPANY NAME>**

<COMPANY ADDRESS>  
<PHONE NUMBER>

STEEL SCOPE: <SCOPE>

PROJ. / CLIENT: <CONTRACTOR>

BUILDING: <BUILDING/SCOPE>

LOCATION: <LOCATION>

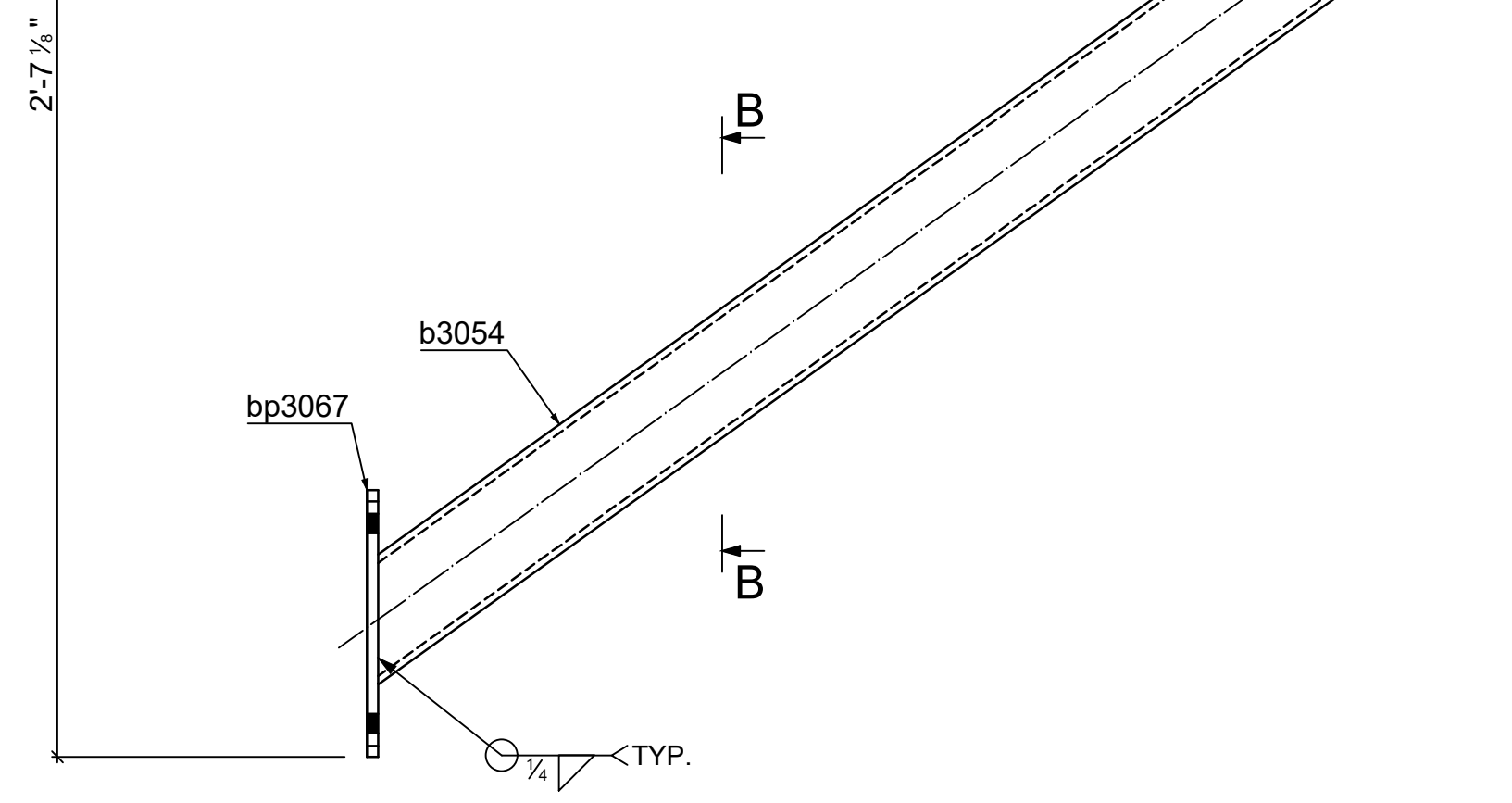
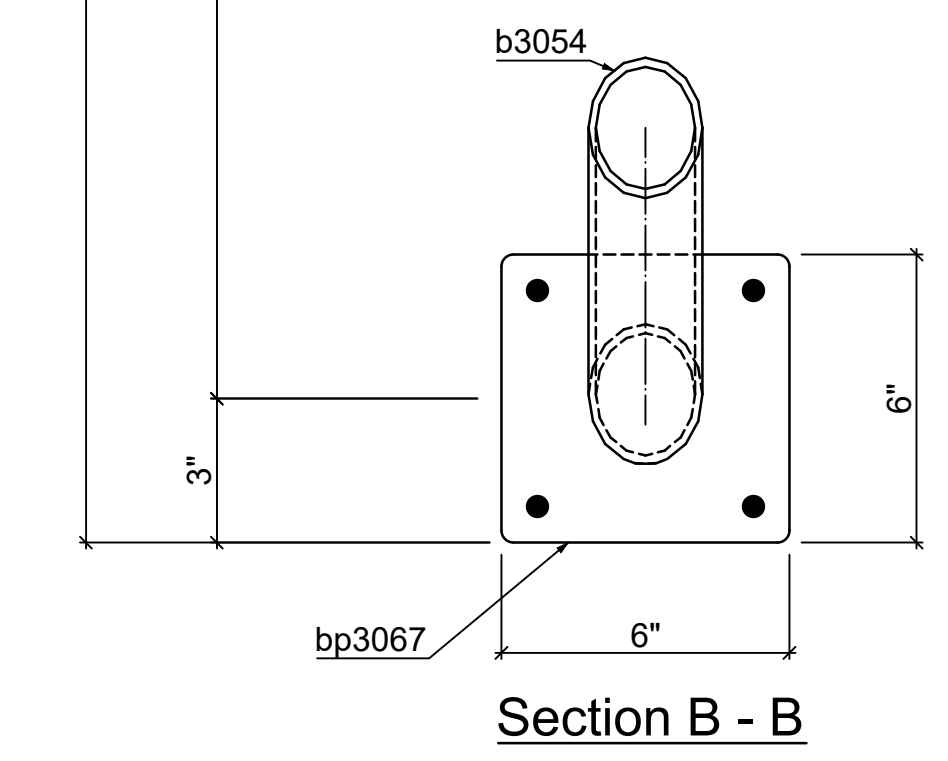
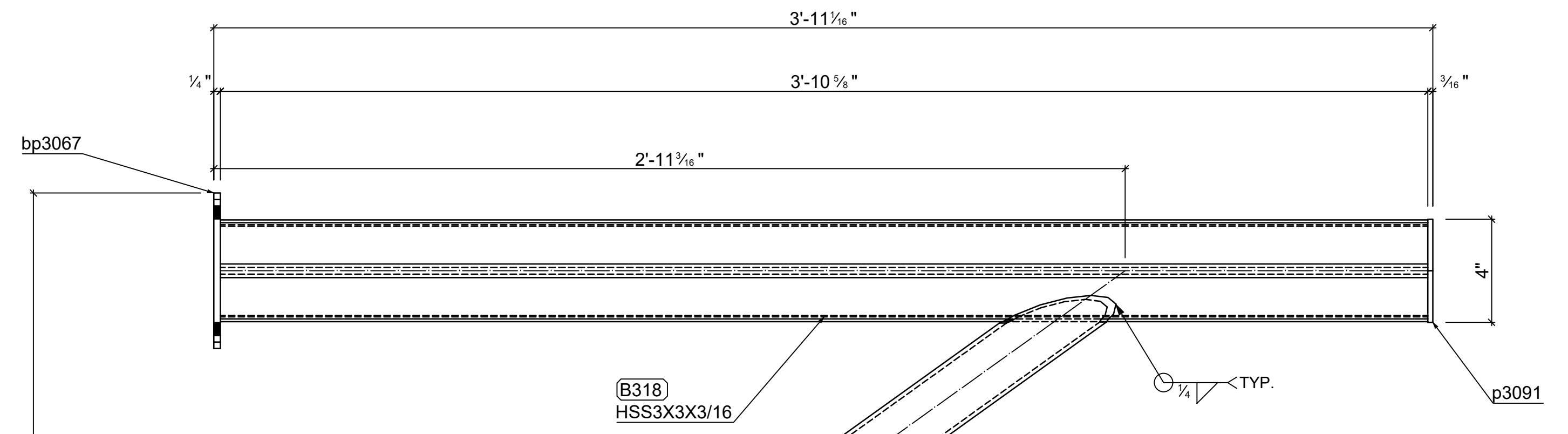
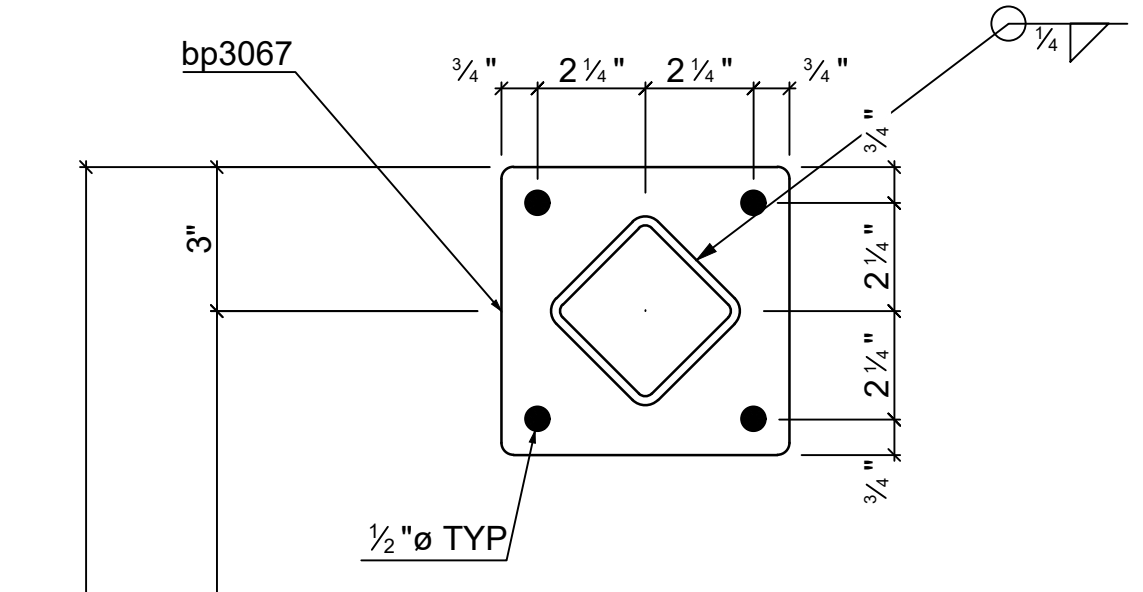
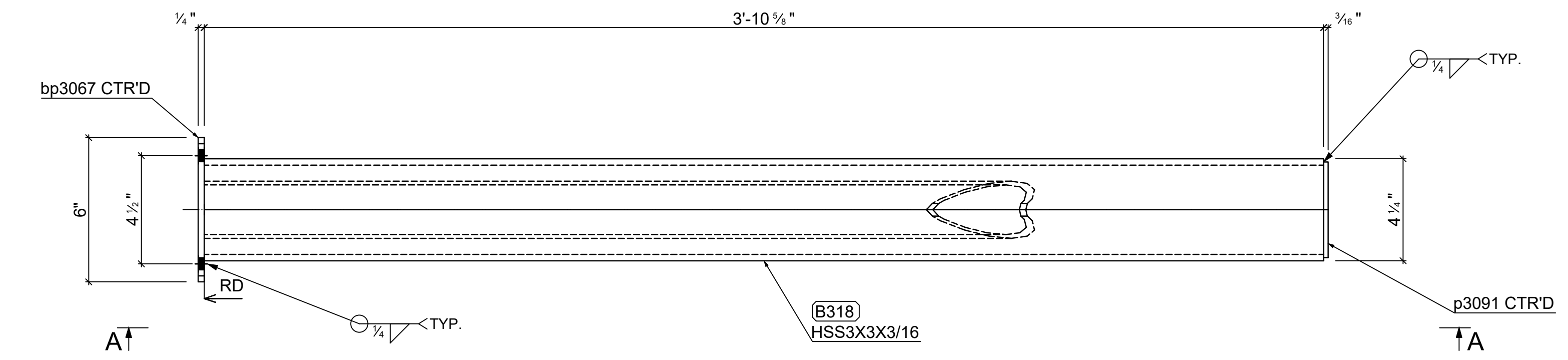
DATE: <DATE>      STATUS: Not Set

DRAWN BY: MJW      JOB NO:      SHEET NO: **317**      REV: **C**

CHECKED BY:

Quantity	Description	Length
24	3/8" HILTI KB3 TZ	0'-5"
24	ACORN NUTS	

Mark	Quantity	Description	Length	Grade	Part weight	Total weight
GRD-CV-003-S3						
B318	12					
B318	12	HSS3X3X3/16	3'-10 5/8"	S304	27.20	326.43
b3054	12	Pipe2STD	3'-6 13/16"	S304	13.29	159.47
bp3067	24	PL 1/4"x6"x0'-6"	0'-6"	S304	2.60	62.30
p3091	12	PL 3/16"x2-13/16"x0'-2 13/16"	0'-2 13/16"	S304	0.43	5.14
	60				46.11	553.35
	<b>60</b>				<b>TOTAL:</b>	<b>553.35</b>



Section A - A

REV.	Date	BY	Description
A	5/15/2023	MJW	FOR APPROVAL
B	5/20/2023	MJW	FPR APPROVAL - PER JP CULLEN REVIEW
C	5/22/2023	MJW	FOR APPROVAL - PER JP CULLEN REVIEW

**<COMPANY NAME>**  
 <COMPANY ADDRESS>  
 <PHONE NUMBER>

STEEL SCOPE: <SCOPE>

PROJ. / CLIENT: <CONTRACTOR>

BUILDING: <BUILDING/SCOPE>

LOCATION: <LOCATION>

DATE: <DATE> STATUS: Not Set

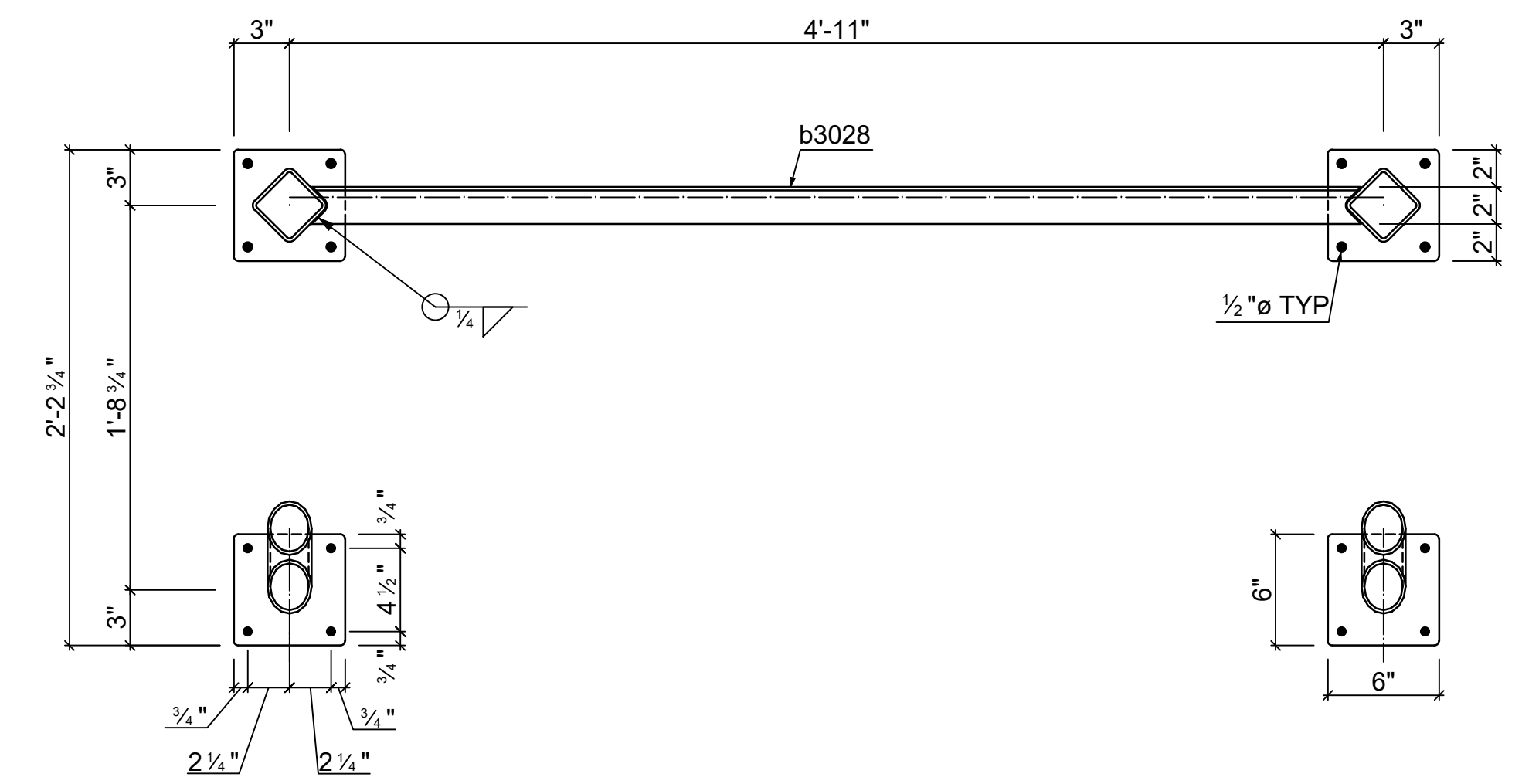
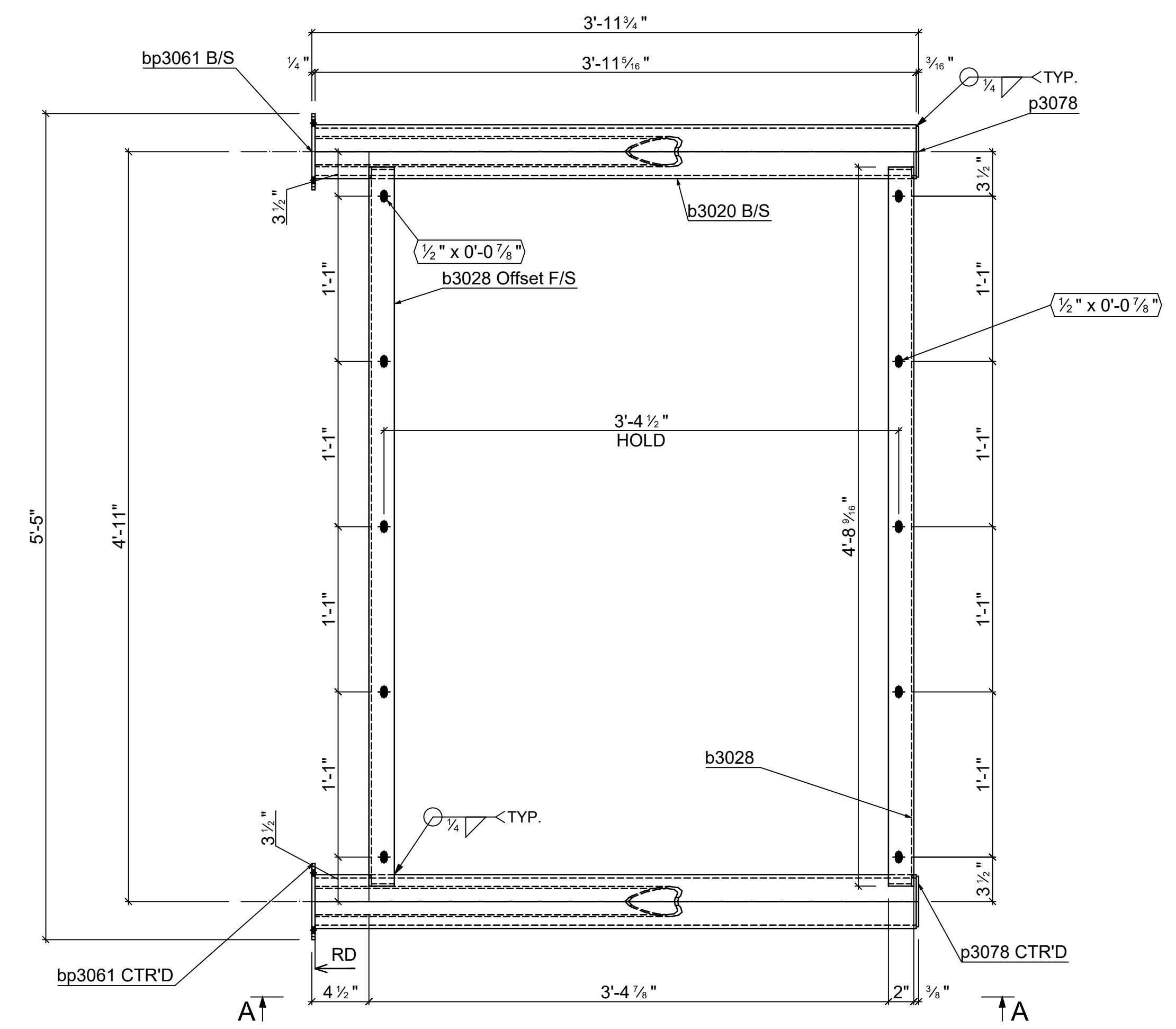
DRAWN BY: MJW JOB NO: SHEET NO: 318 REV: C

CHECKED BY:

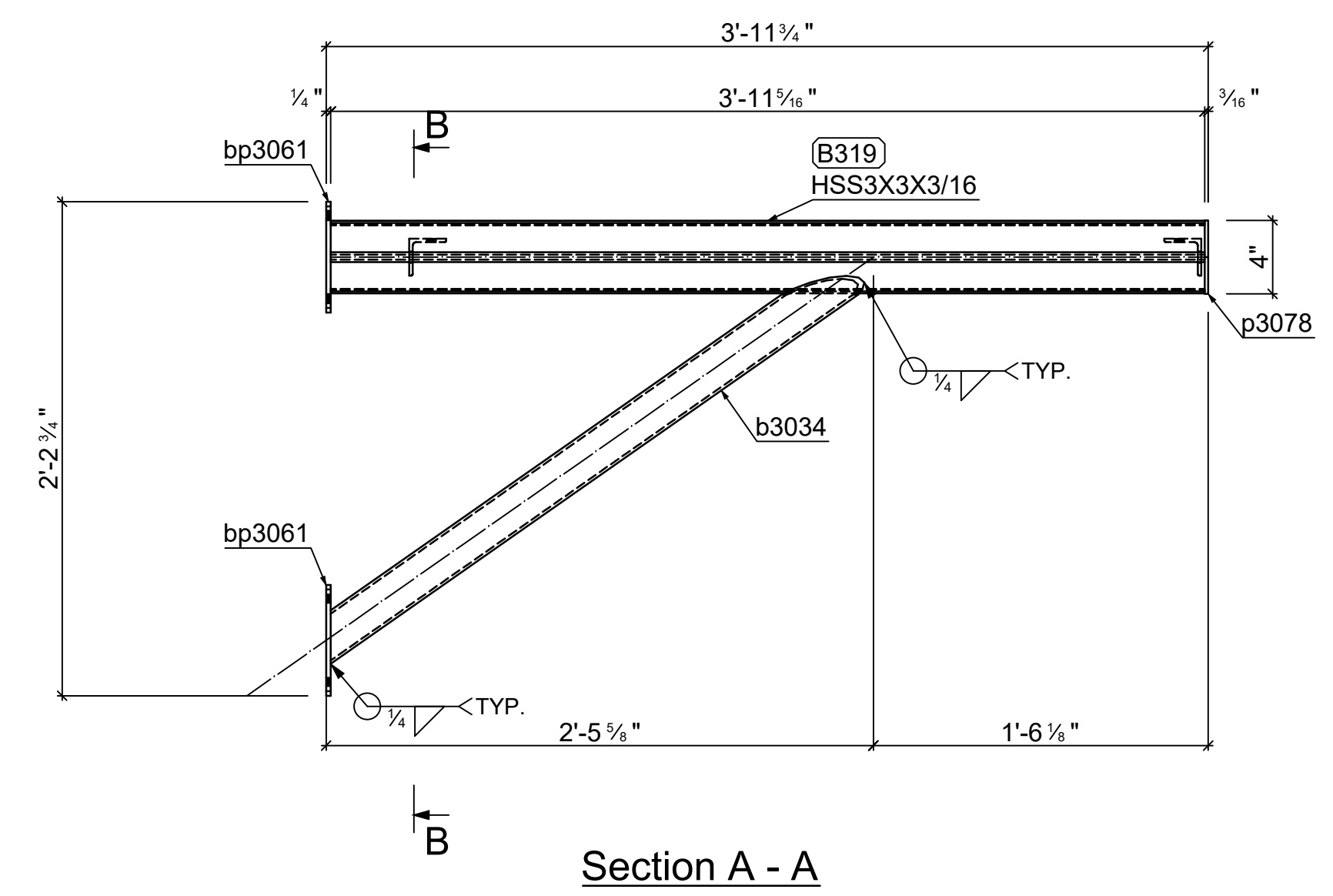
12 - **B318** HSS3X3X3/16

Quantity	Description	Length
96	3/8" ø HILTI KB3 TZ	0'-5"

Mark	Quantity	Description	Length	Grade	Part weight	Total weight
GRD-CV-003-S2						
B319	1					
B319	2	HSS3X3X3/16	3'-11 5/16"	S304	27.60	55.21
b3028	2	L2X2X3/16	4'-8 9/16"	S304	11.73	23.45
b3034	2	Pipe2STD	2'-11 1/2"	S304	11.03	22.05
bp3061	4	PL 1/4"x6"x0'-6"	0'-6"	S304	2.60	10.38
p3078	2	PL 3/16"x2'-13/16"x0'-2 13/16"	0'-2 13/16"	S304	0.43	0.86
	12				111.95	111.95
					<b>TOTAL:</b>	<b>111.95</b>



Section B - B



Section A - A

1 - B319 HSS3X3X3/16

REV.	Date	BY	Description
A	5/15/2023	MJW	FOR APPROVAL
B	5/20/2023	MJW	FPR APPROVAL - PER JP CULLEN REVIEW
C	5/22/2023	MJW	FOR APPROVAL - PER JP CULLEN REVIEW

**<COMPANY NAME>**  
 <COMPANY ADDRESS>  
 <PHONE NUMBER>

STEEL SCOPE: <SCOPE>

PROJ. / CLIENT: <CONTRACTOR>

BUILDING: <BUILDING/SCOPE>

LOCATION: <LOCATION>

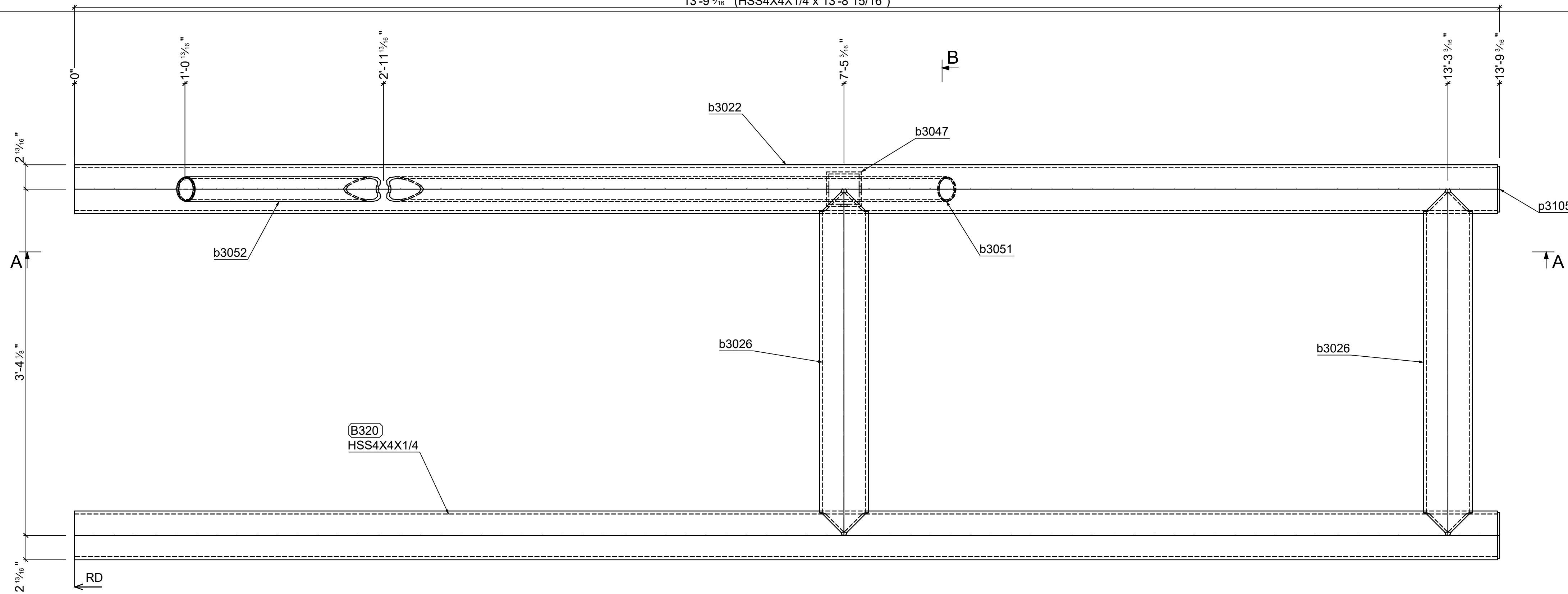
DATE: <DATE> STATUS: Not Set

DRAWN BY: MJW JOB NO: SHEET NO: 319 REV: C

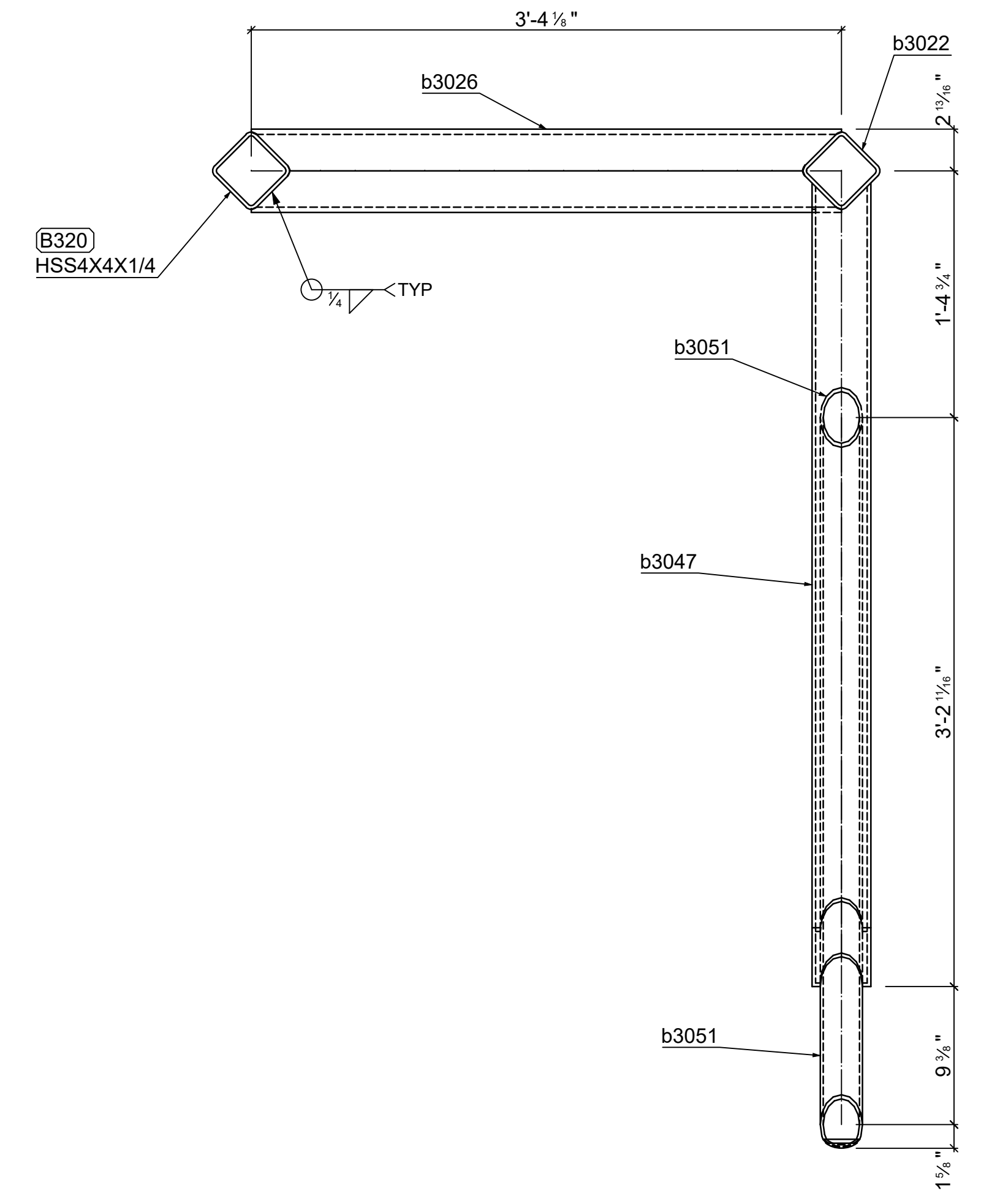
CHECKED BY:

Quantity	Description	Length
16	3/8" HILTI KB3 TZ	0'-5"

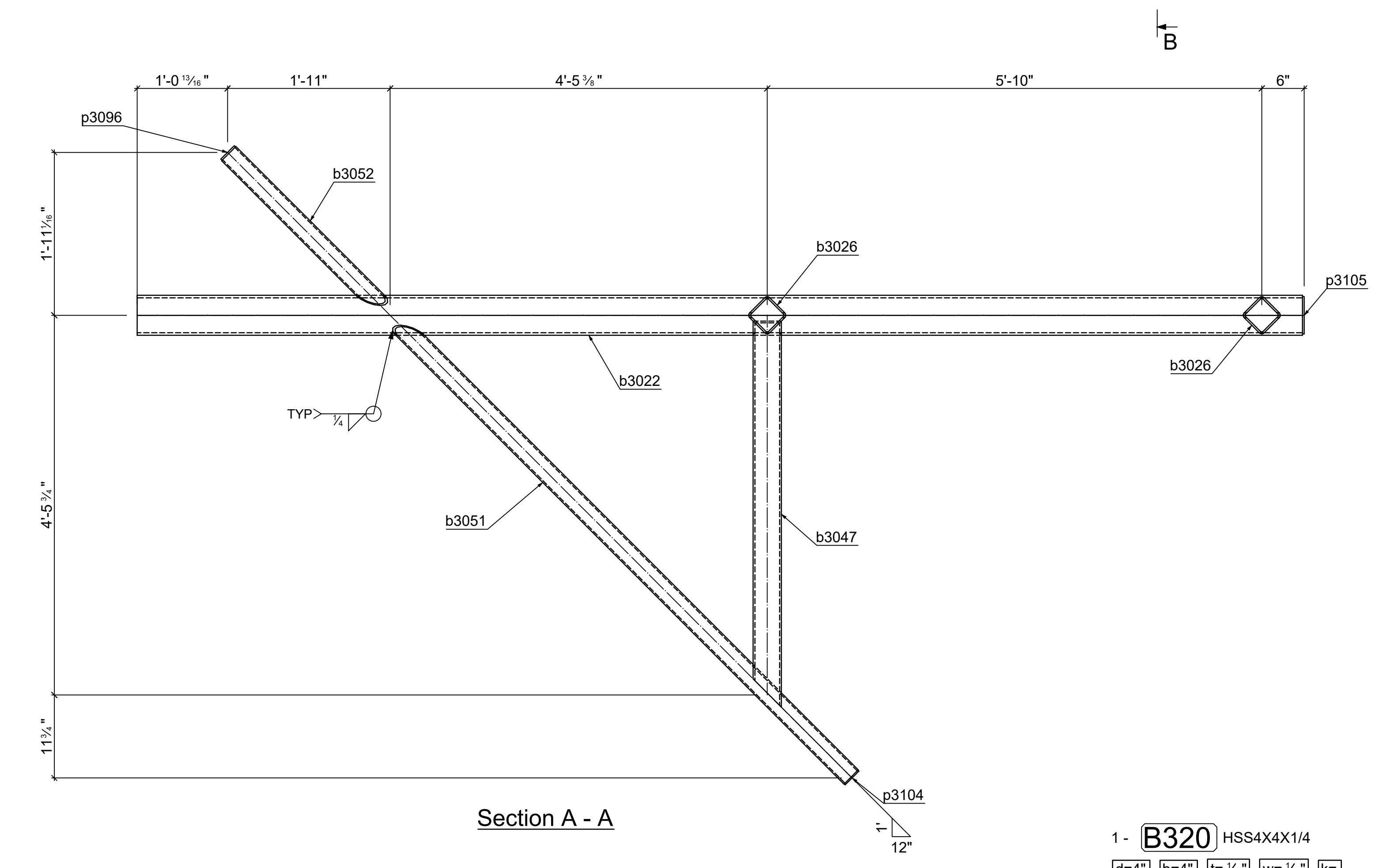
13'-9 3/16" (HSS4X4X1/4 x 13'-8 15/16")



Mark	Quantity	Description	Length	Grade	Part weight	Total weight
GRD-CV4001-S1						
B320	1	HSS4X4X1/4	13'-8 15/16"	S304	171.03	342.06
b3047	1	HSS4X4X1/4	4'-6 5/8"	S304	56.67	56.67
b3051	1	Pipe 2-1/2 STD	7'-6 13/16"	S304	44.72	44.72
b3026	2	HSS4X4X1/4	3'-4 1/8"	S304	41.61	83.21
b3052	1	Pipe 2-1/2 STD	2'-6 13/16"	S304	15.16	15.16
p3105	2	PL 1/4"x3-3/4"x0'-3 3/4"	0'-3 3/4"	S304	1.02	2.03
p3096	1	PL 1/4"x2-1 1/16"x0'-2 1 1/16"	0'-2 1 1/16"	S304	0.40	0.40
p3104	1	PL 3/16"x2-3/4"x0'-2 3/4"	0'-2 3/4"	A36	0.31	0.31
	11				544.57	544.57
		<b>TOTAL:</b>				<b>544.57</b>



Section B - B



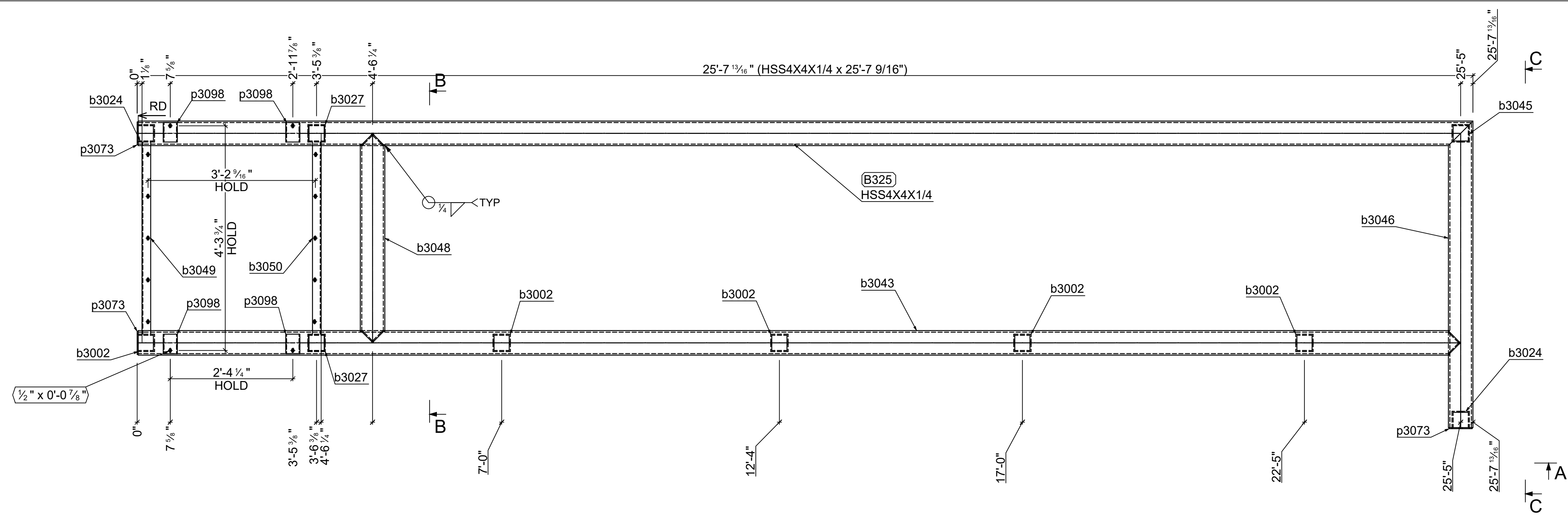
Section A - A

1 - **B320** HSS4X4X1/4  
 d=4" b=4" t= 3/16" w= 3/4" k=

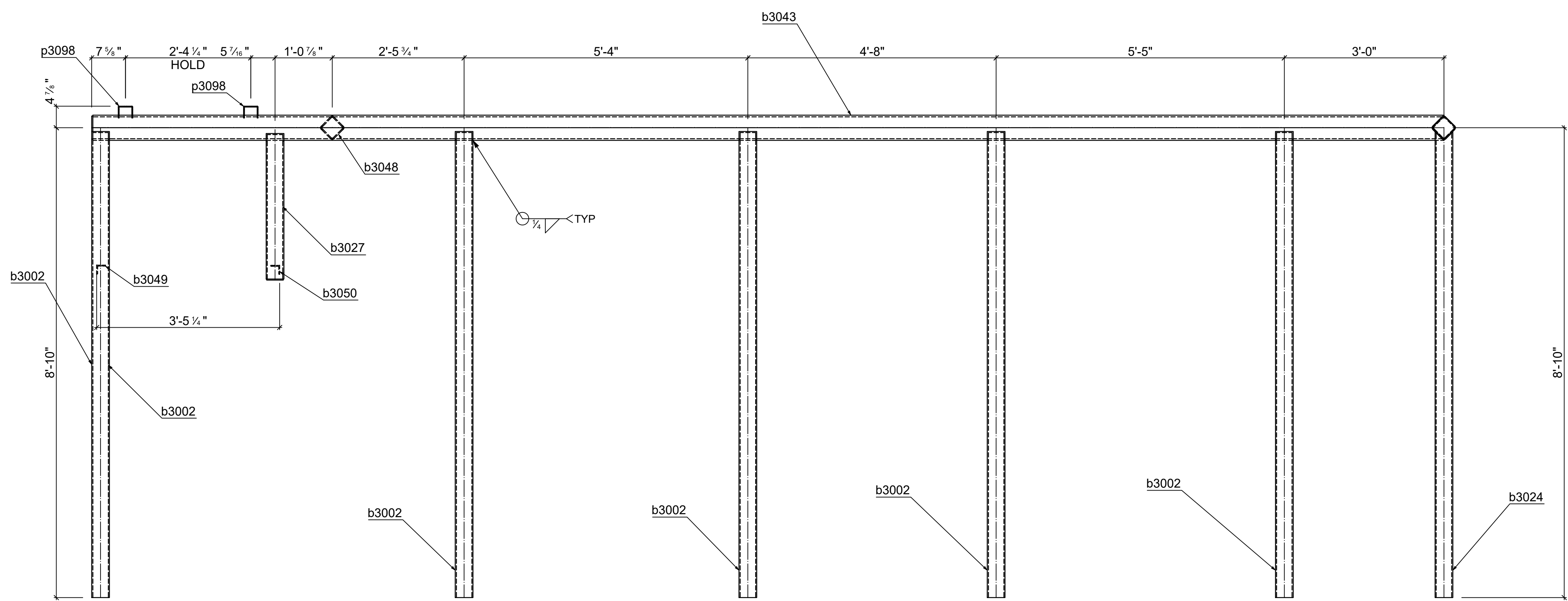
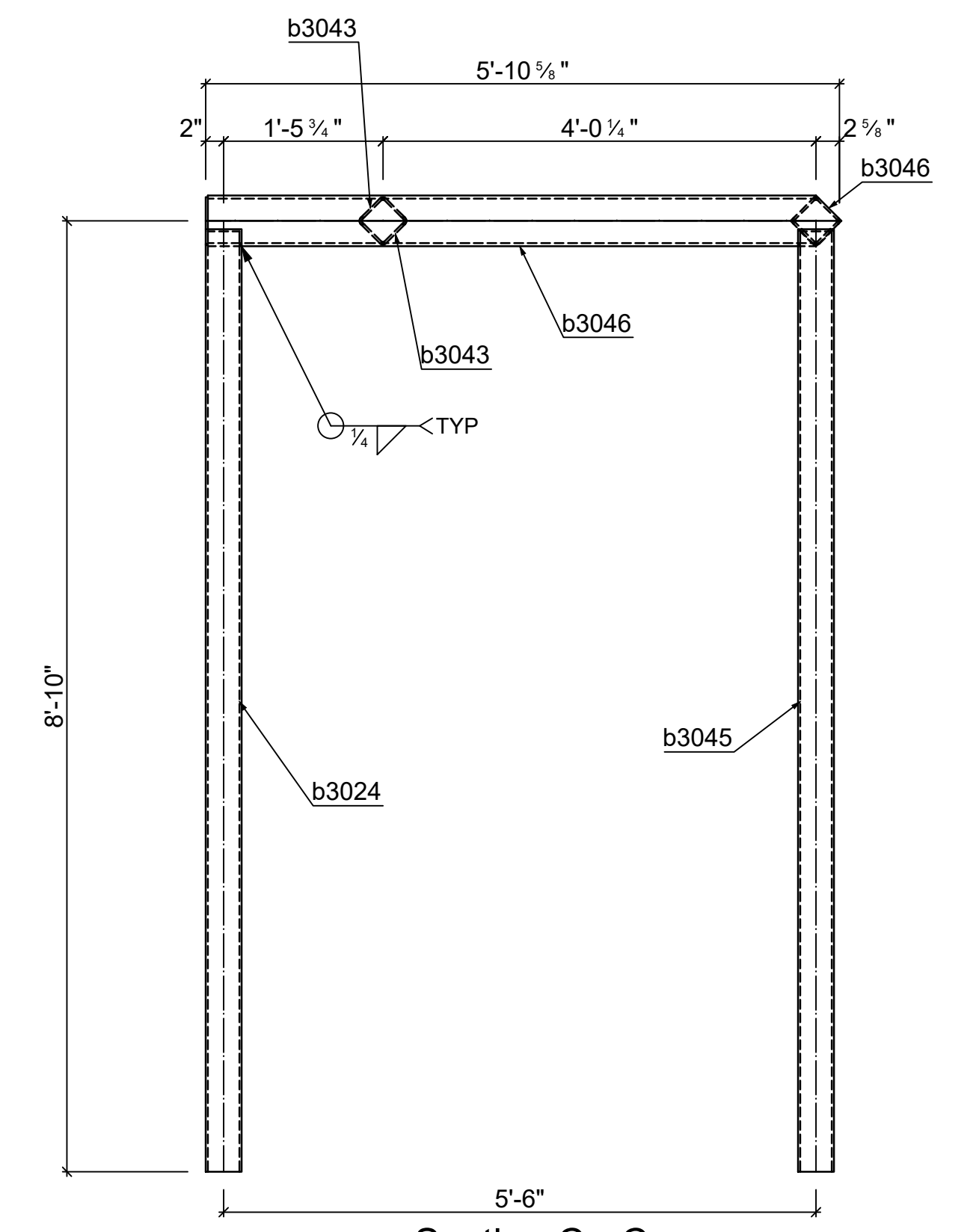
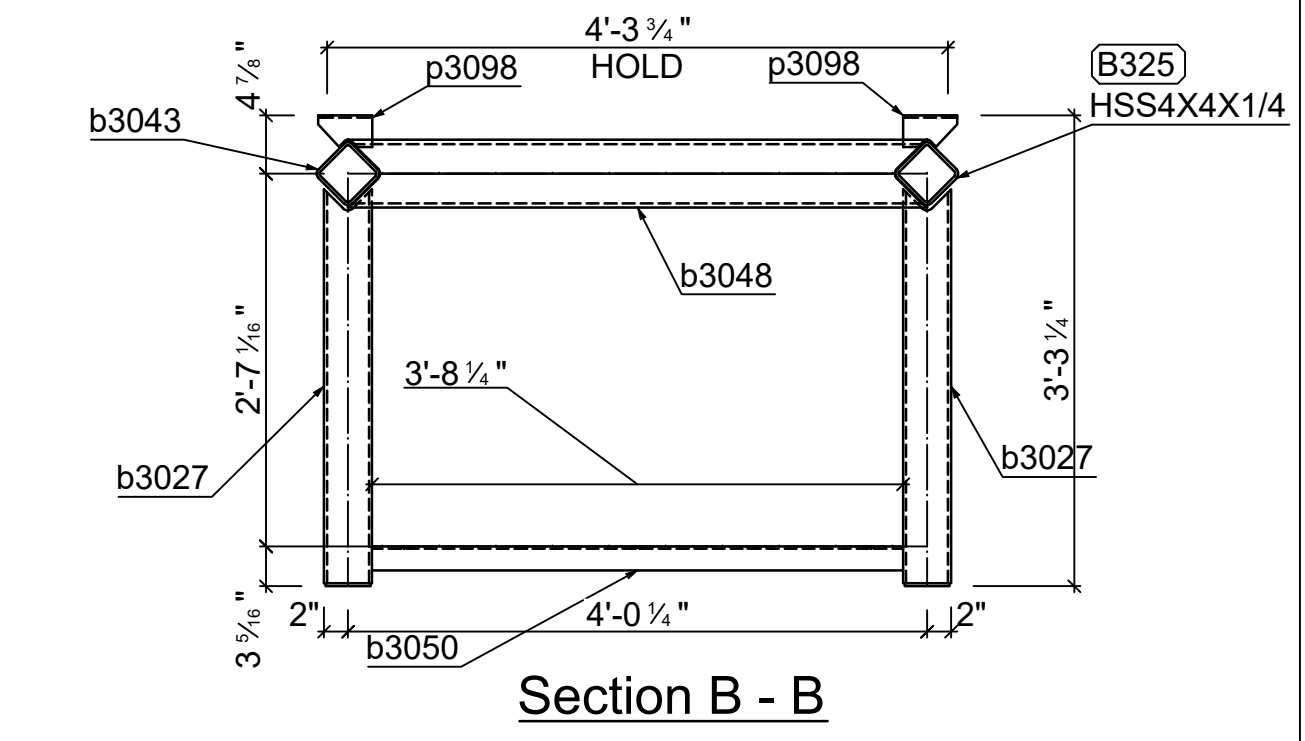
REV.	Date	BY	Description
B	5/20/2023	MJW	FPR APPROVAL - PER JP CULLEN REVIEW
C	5/22/2023	MJW	FOR APPROVAL - PER JP CULLEN REVIEW

**<COMPANY NAME>**  
 <COMPANY ADDRESS>  
 <PHONE NUMBER>

STEEL SCOPE: <SCOPE>	
PROJ. / CLIENT: <CONTRACTOR>	
BUILDING: <BUILDING/SCOPE>	
LOCATION: <LOCATION>	
DATE: <DATE>	STATUS: Not Set
DRAWN BY: MJW	JOB NO:
CHECKED BY:	SHEET NO: 320
	REV: C



Mark	Quantity	Description	Length	Grade	Part weight	Total weight
GRD-CV-003-S1						
B325	1	HSS4X4X1/4	25'-7 9/16"	S304	318.94	318.94
b3043	1	HSS4X4X1/4	25'-4 3/4"	S304	316.01	316.01
b3002	5	HSS4X4X1/4	8'-9 3/16"	S304	108.06	540.28
b3024	2	HSS4X4X1/4	8'-9 1/16"	S304	108.97	217.93
b3045	1	HSS4X4X1/4	8'-9 1/16"	S304	108.94	108.94
b3046	1	HSS4X4X1/4	5'-10 9/16"	S304	73.19	73.19
b3048	1	HSS4X4X1/4	4'-0 1/4"	S304	50.03	50.03
b3027	2	HSS4X4X1/4	2'-8 13/16"	S304	34.05	68.09
b3050	1	L2X2X3/16	3'-8 1/4"	S304	9.17	9.17
b3049	1	L2X2X3/16	3'-8 1/4"	S304	9.17	9.17
p3098	4	PL 3/16 X4-1/2 X0-7 3/4"	0'-7 3/4"	S304	1.71	6.84
p3073	4	PL 1/4 X3-3/4 X0-3 3/4"	0'-3 3/4"	S304	1.02	3.05
p3097	2	PL 1/4 X3-3/4 X0-3 3/4"	0'-3 3/4"	S304	1.02	2.03
25					1728.68	1728.68
<b>TOTAL:</b>						<b>1728.68</b>



Section A - A


Section C - C

REV.	Date	BY	Description
B	5/20/2023	MJW	FPR APPROVAL - PER JP CULLEN REVIEW
C	5/22/2023	MJW	FOR APPROVAL - PER JP CULLEN REVIEW

<b>&lt;COMPANY NAME&gt;</b>			
<COMPANY ADDRESS>			
<PHONE NUMBER>			
STEEL SCOPE: <SCOPE>			
PROJ. / CLIENT: <CONTRACTOR>			
BUILDING: <BUILDING/SCOPE>			
LOCATION: <LOCATION>			
DATE: <DATE>			STATUS: Not Set
DRAWN BY: MJW		JOB NO:	SHEET NO: 325
CHECKED BY:			C

1 - **B325** HSS4X4X1/4  
 [d=4"] [b=4"] [t= 1/4"] [w= 1/4"] [k=]  
 Grid reference

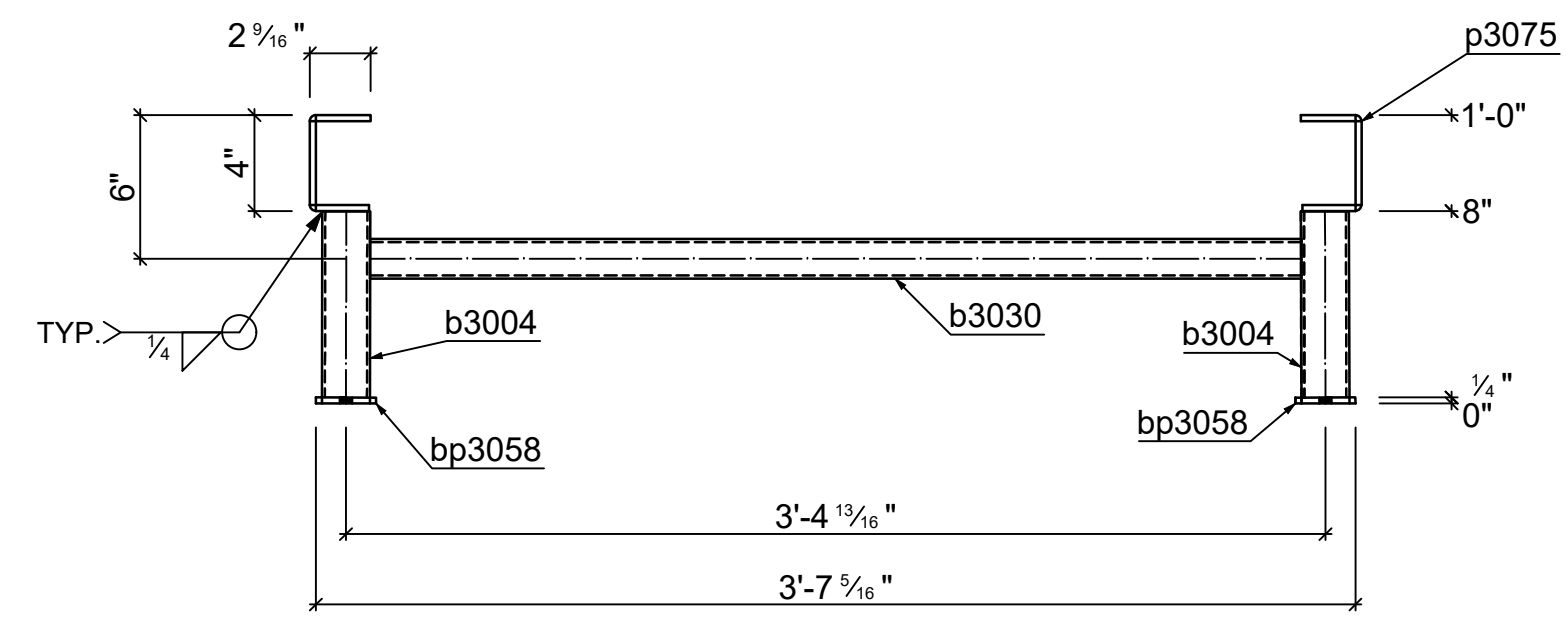
Mark	Quantity	Description	Length	Grade	Part weight	Total weight
GRD-CV-001-S1						
B335	4					
B335	4	L2X2X3/16	3'-6 5/8"	S304	8.83	35.31
	4				8.83	35.31
	4				<b>TOTAL:</b>	<b>35.31</b>



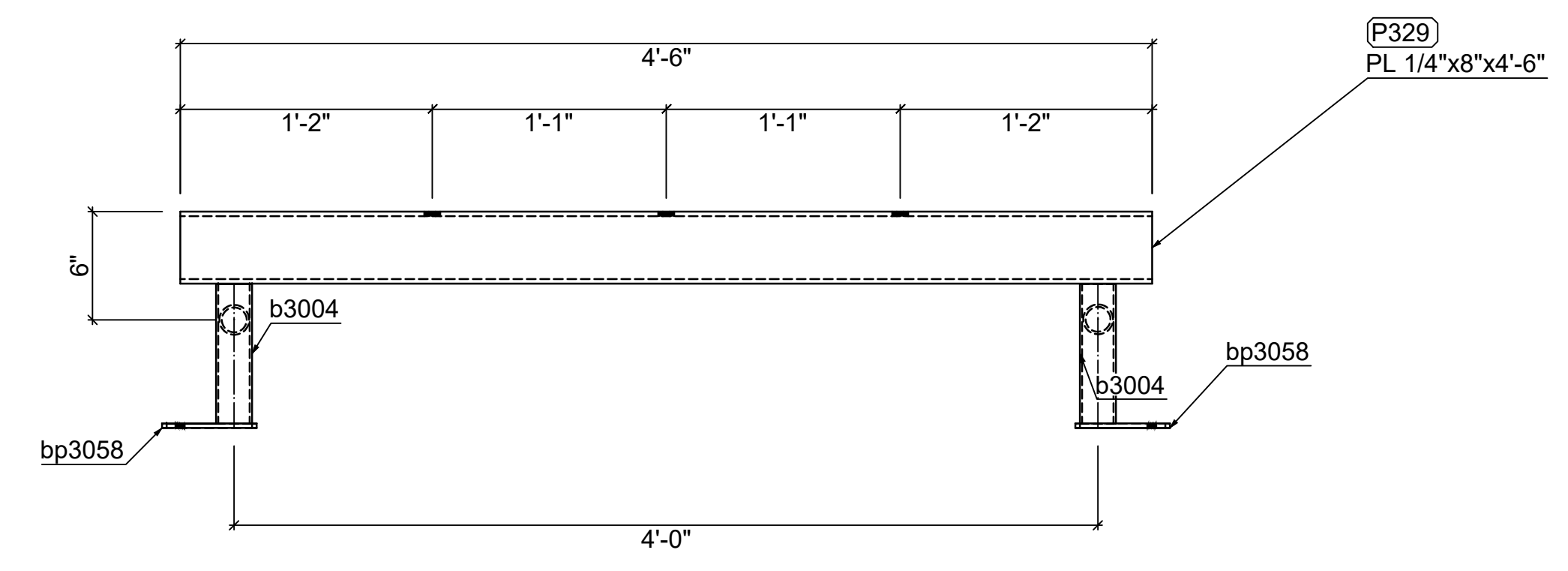
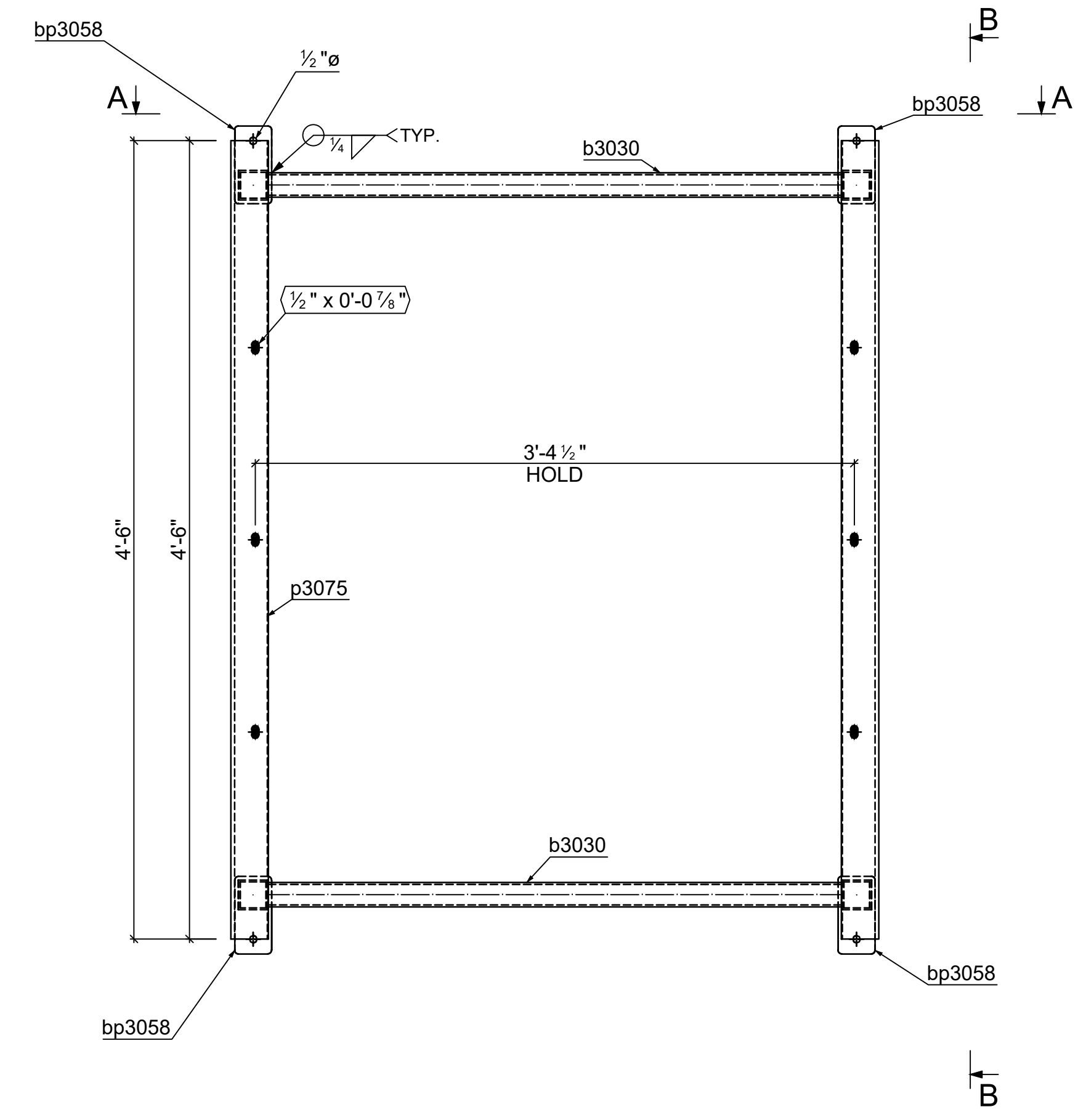
REV.	Date	BY	Description
B	5/20/2023	MJW	FPR APPROVAL - PER JP CULLEN REVIEW
C	5/22/2023	MJW	FOR APPROVAL - PER JP CULLEN REVIEW

<b>&lt;COMPANY NAME&gt;</b>			
<COMPANY ADDRESS>			
<PHONE NUMBER>			
STEEL SCOPE: <SCOPE>			
PROJ. / CLIENT: <CONTRACTOR>			
BUILDING: <BUILDING/SCOPE>			
LOCATION: <LOCATION>			
DATE: <DATE>			STATUS: Not Set
DRAWN BY: MJW	JOB NO:	SHEET NO: 335	REV: C
CHECKED BY:			

Mark	Quantity	Description	Length	Grade	Part weight	Total weight
GRD-CV-001-S3						
P329	1					
P329	2	PL 1/4"x8"x4'-6"	4'-6"	S304	31.21	62.43
b3030	2	Pipe 1-1/4STD	3'-2 13/16"	S304	7.50	15.00
b3004	4	HSS2X2X1/8	0'-7 3/4"	S304	2.01	8.03
bp3058	4	PL 1/4"x2-1/2"x0'-5 1/4"	0'-5 1/4"	S304	0.94	3.77
	12				89.23	89.23
	<b>12</b>				<b>TOTAL:</b>	<b>89.23</b>



Section A - A



Section B - B

1 - P329 PL 1/4"x8"x4'-6"

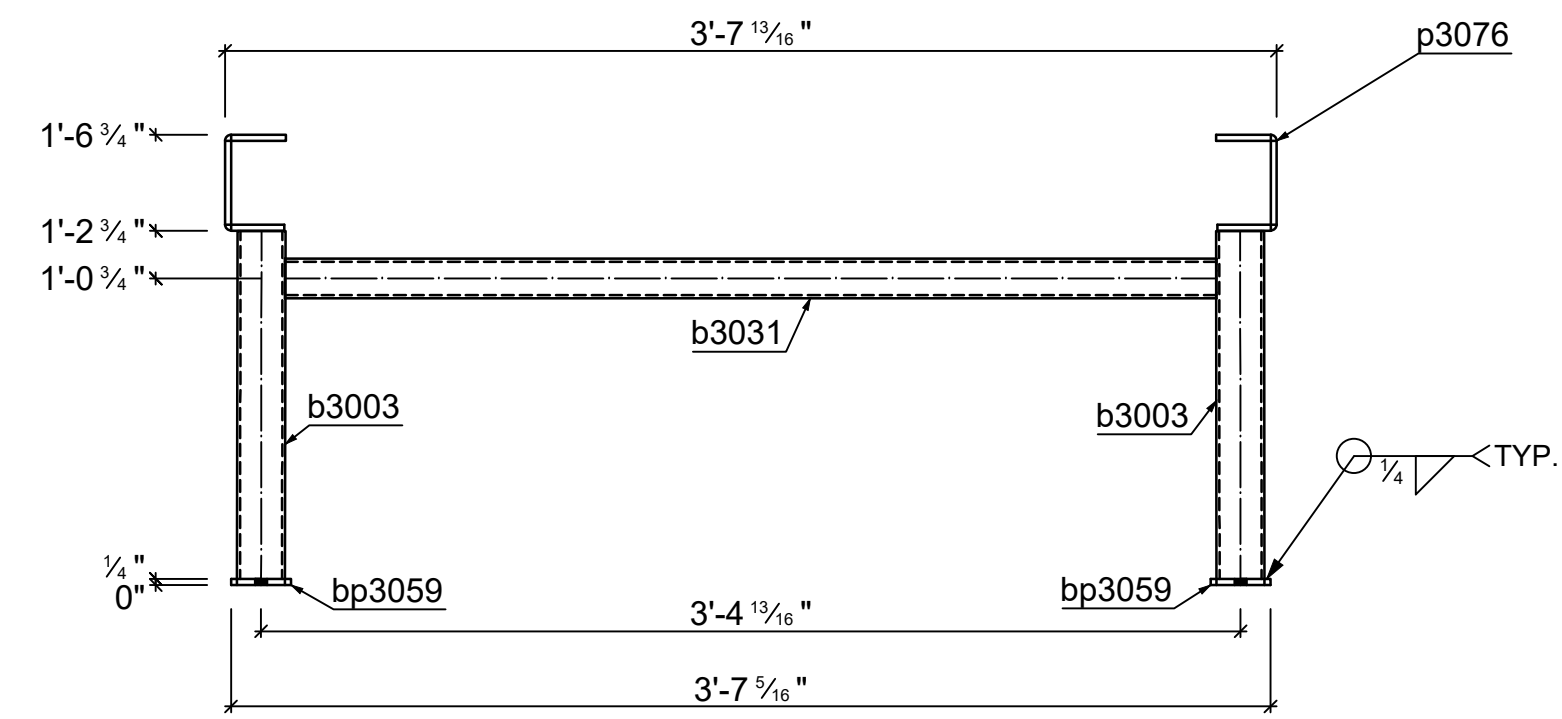
REV.	Date	BY	Description
A	5/15/2023	MJW	FOR APPROVAL
B	5/20/2023	MJW	FPR APPROVAL - PER JP CULLEN REVIEW
C	5/22/2023	MJW	FOR APPROVAL - PER JP CULLEN REVIEW

<b>&lt;COMPANY NAME&gt;</b>			
<COMPANY ADDRESS>			
<PHONE NUMBER>			
STEEL SCOPE: <SCOPE>			
PROJ. / CLIENT: <CONTRACTOR>			
BUILDING: <BUILDING/SCOPE>			
LOCATION: <LOCATION>			
DATE: <DATE>			STATUS: Not Set
DRAWN BY: MJW		JOB NO:	SHEET NO: 329
CHECKED BY:			REV: C

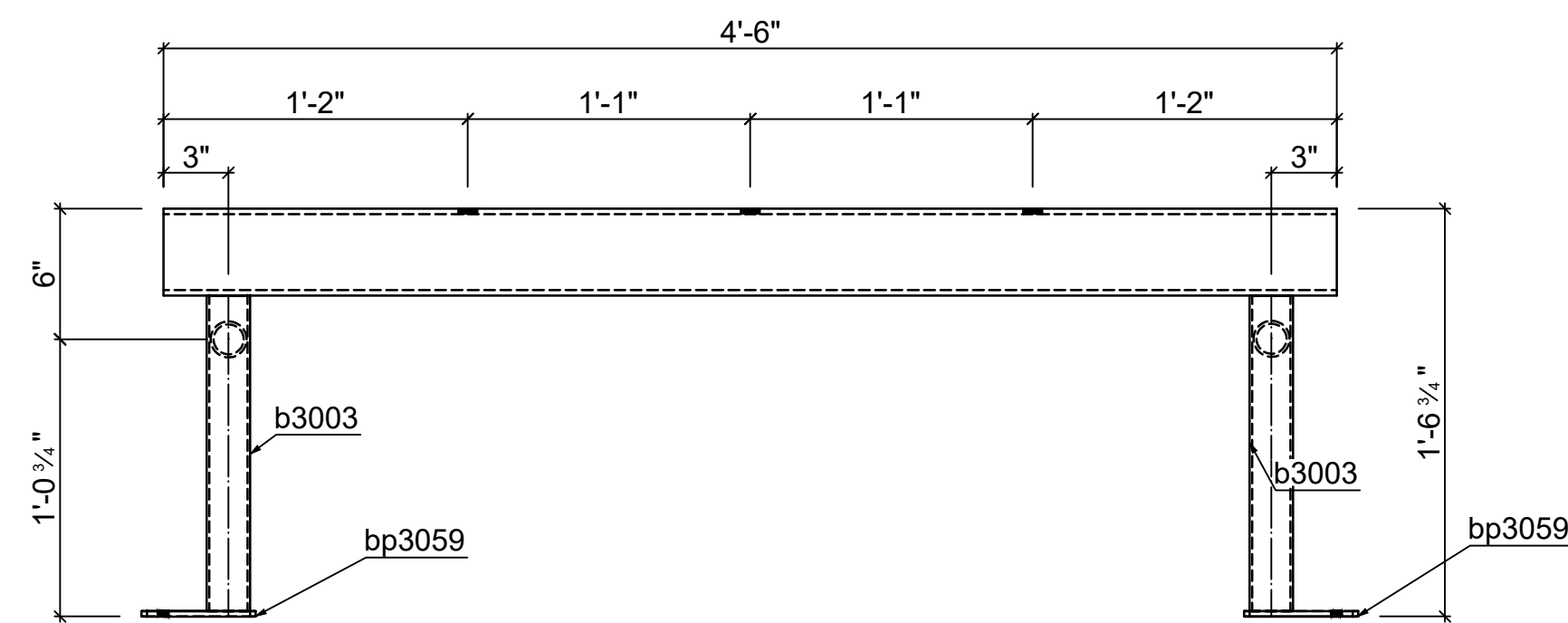
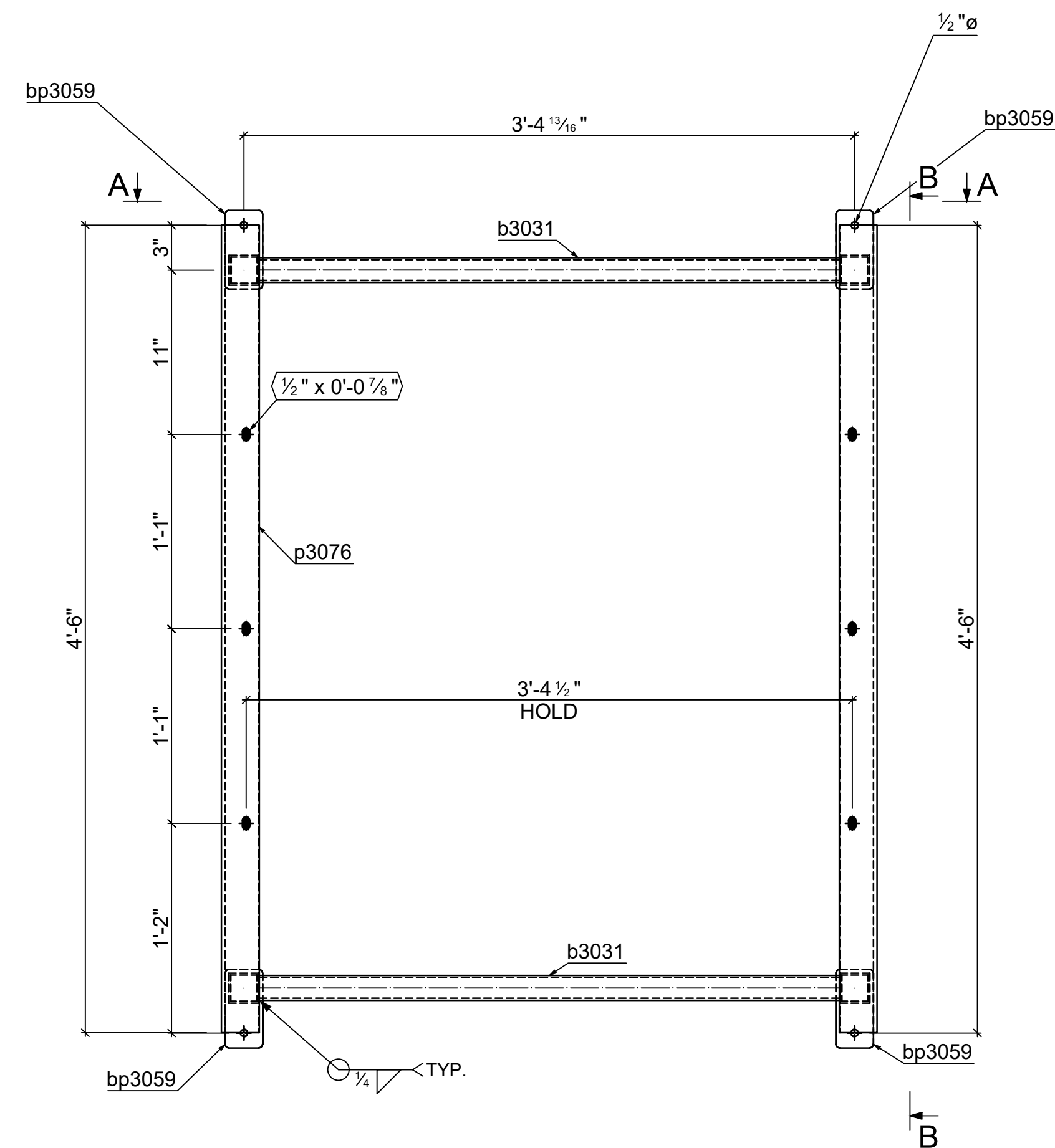
Quantity	Description	Length
4	3/8" HILTI KB3 TZ	0'-5"
4	ACORN NUTS	



Mark	Quantity	Description	Length	Grade	Part weight	Total weight
GRD-CV-002-S2						
P330	1					
P330	2	PL 1/4"x8"x4'-6"	4'-6"	S304	31.21	62.43
b3031	2	Pipe 1-1/4 STD	3'-2 13/16"	S304	7.50	15.00
b3003	4	HSS 2X2X1/8	1'-2 1/2"	S304	3.76	15.02
bp3059	4	PL 1/4"x2-1/2"x0'-5 1/4"	0'-5 1/4"	S304	0.94	3.77
	12				96.22	96.22
	<b>12</b>				<b>TOTAL:</b>	<b>96.22</b>



Section A - A



Section B - B

1 - P330 PL 1/4"x8"x4'-6"

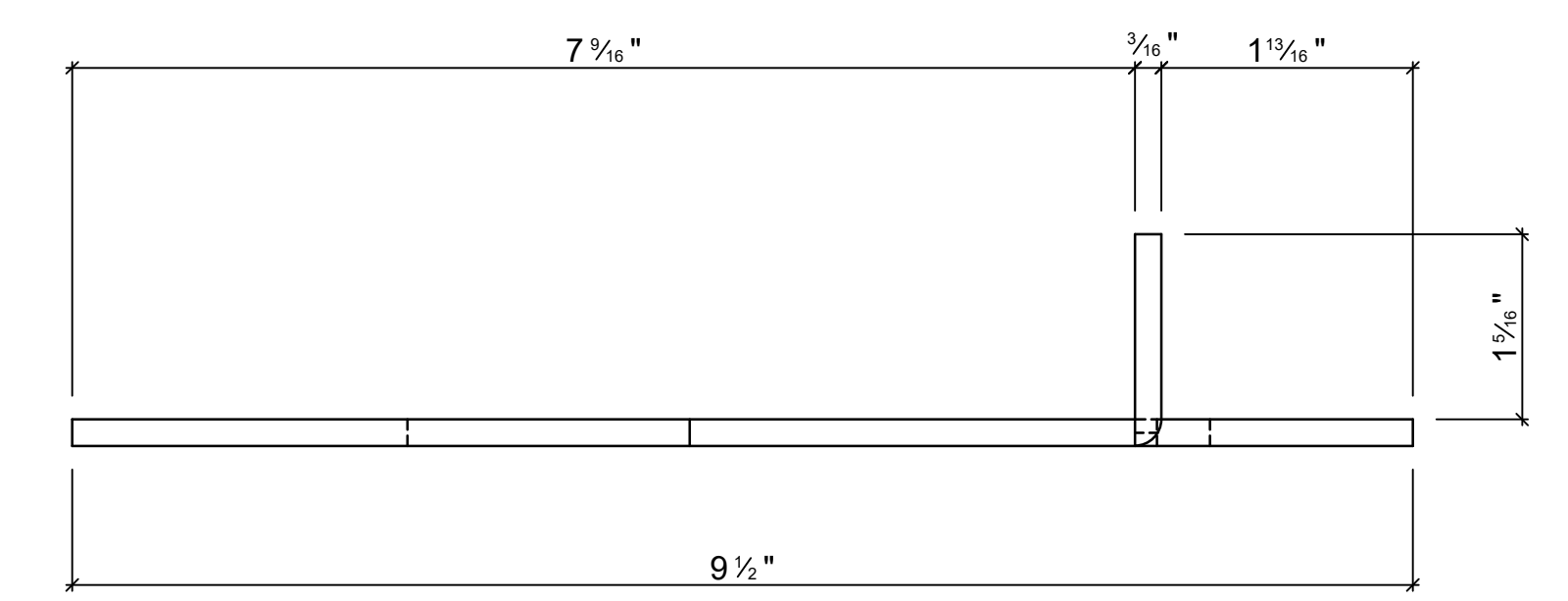
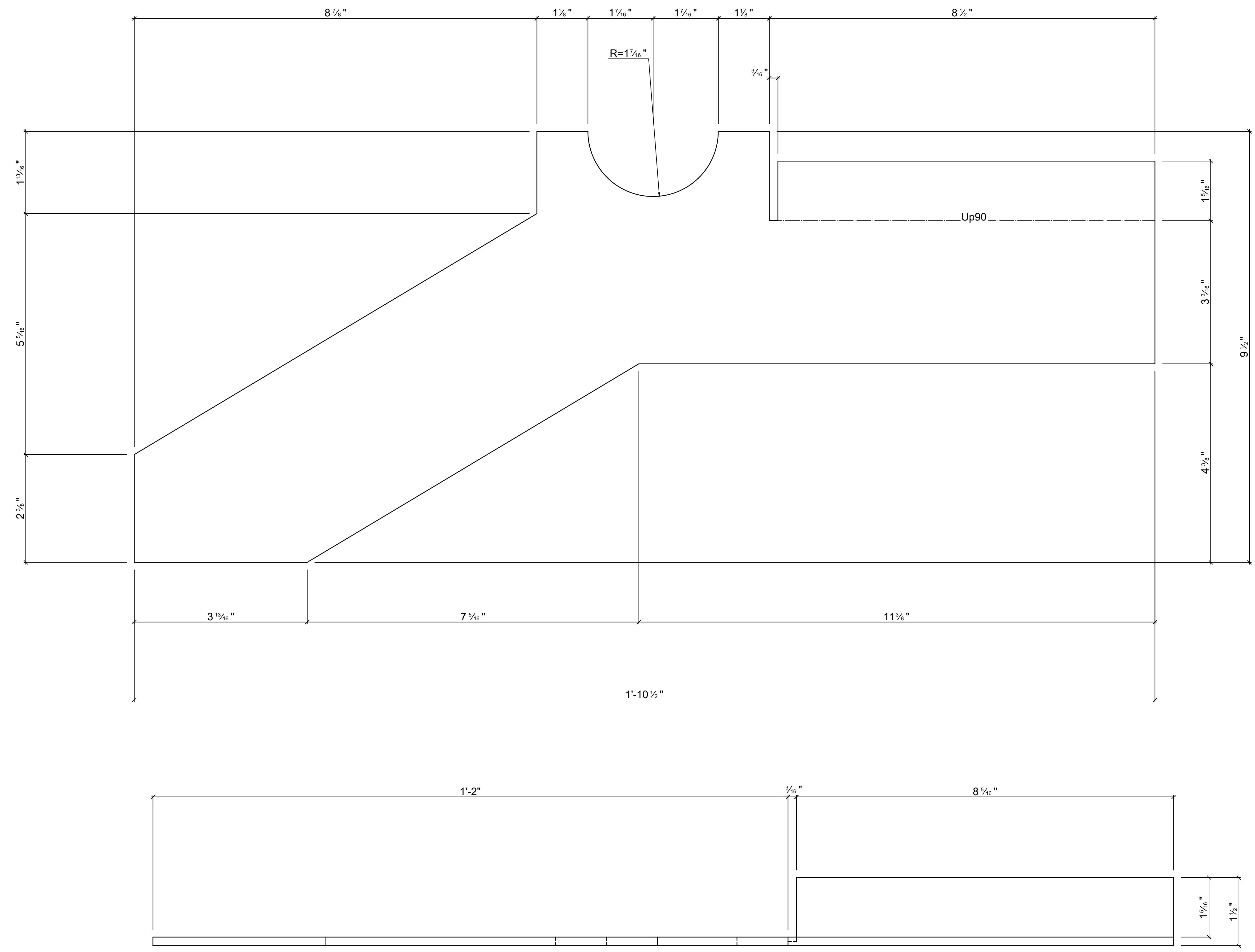
REV.	Date	BY	Description
A	5/15/2023	MJW	FOR APPROVAL
B	5/20/2023	MJW	FPR APPROVAL - PER JP CULLEN REVIEW
C	5/22/2023	MJW	FOR APPROVAL - PER JP CULLEN REVIEW

**<COMPANY NAME**  
 <COMPANY ADDRESS>  
 <PHONE NUMBER>

STEEL SCOPE:	<SCOPE>
PROJ. / CLIENT:	<CONTRACTOR>
BUILDING:	<BUILDING/SCOPE>
LOCATION:	<LOCATION>
DATE:	<DATE>
STATUS:	Not Set
DRAWN BY:	MJW
CHECKED BY:	
JOB NO:	
SHEET NO:	330
REV:	C

Quantity	Description	Length
4	3/8" HILTI KB3 TZ	0'-5"
4	ACORN NUTS	

Mark	Quantity	Description	Length	Grade	Part weight	Total weight
P331	6					
P331	6	PL 3/16"x8-1/8"x1'-11 15/16"	1'-11 15/16"	S304	7.50	45.02
	6				7.50	45.02
	<b>6</b>				<b>TOTAL:</b>	<b>45.02</b>



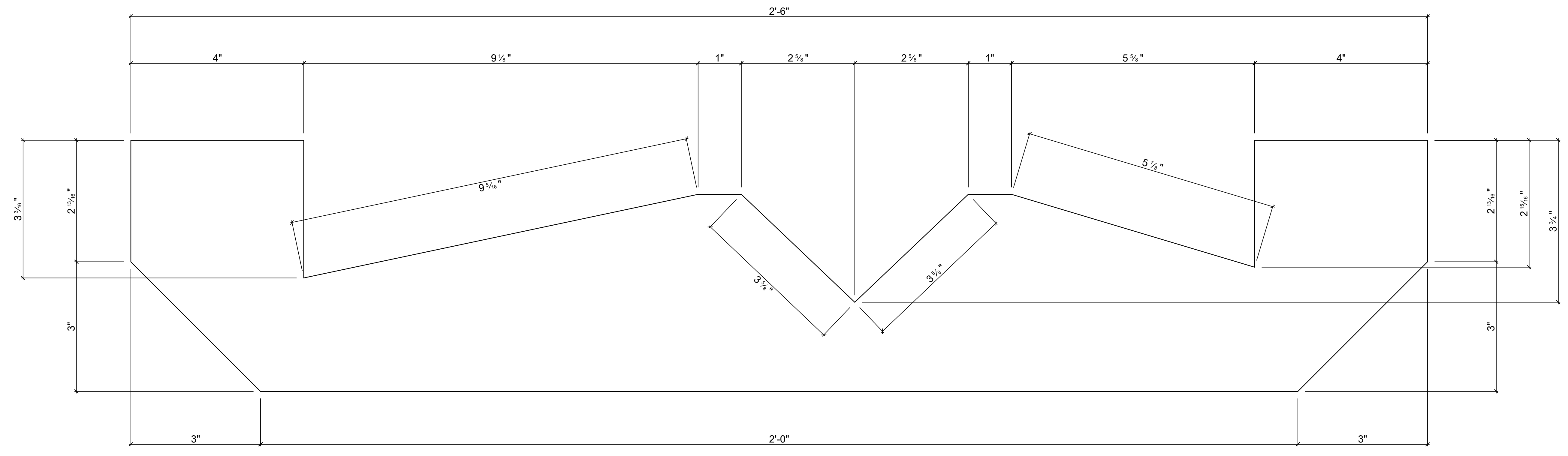
6 - **P331** PL 3/16"x8-1/8"x1'-11 15/16"

REV.	Date	BY	Description
B	5/20/2023	MJW	FPR APPROVAL - PER JP CULLEN REVIEW
C	5/22/2023	MJW	FOR APPROVAL - PER JP CULLEN REVIEW

<b>&lt;COMPANY NAME&gt;</b>			
<COMPANY ADDRESS>			
<PHONE NUMBER>			
STEEL SCOPE: <SCOPE>			
PROJ. / CLIENT: <CONTRACTOR>			
BUILDING: <BUILDING/SCOPE>			
LOCATION: <LOCATION>			
DATE: <DATE>			STATUS: Not Set
DRAWN BY: MJW	JOB NO:	SHEET NO: 331	REV: C
CHECKED BY:			

Mark	Quantity	Description	Length	Grade	Part weight	Total weight
GRD=CV-001-S1						
P334	1				8.96	8.96
P334	1	PL 3/16"x5-13/16"x2'-6"	2'-6"	S304	8.96	8.96
	1				<b>TOTAL:</b>	<b>8.96</b>



1 - **P334** PL 3/16"x5-13/16"x2'-6"

REV.	Date	BY	Description
A	5/15/2023	MJW	FOR APPROVAL
B	5/20/2023	MJW	FPR APPROVAL - PER JP CULLEN REVIEW
C	5/22/2023	MJW	FOR APPROVAL - PER JP CULLEN REVIEW

<b>&lt;COMPANY NAME&gt;</b>	
<COMPANY ADDRESS>	
<PHONE NUMBER>	
STEEL SCOPE:	<SCOPE>
PROJ. / CLIENT:	<CONTRACTOR>
BUILDING:	<BUILDING/SCOPE>
LOCATION:	<LOCATION>
DATE:	<DATE>
STATUS: Not Set	
DRAWN BY: MJW	JOB NO:
CHECKED BY:	SHEET NO: <b>334</b>
	REV: <b>C</b>