

<COMPANY LOGO>

*design concepts  
design development  
& fine fabrication*

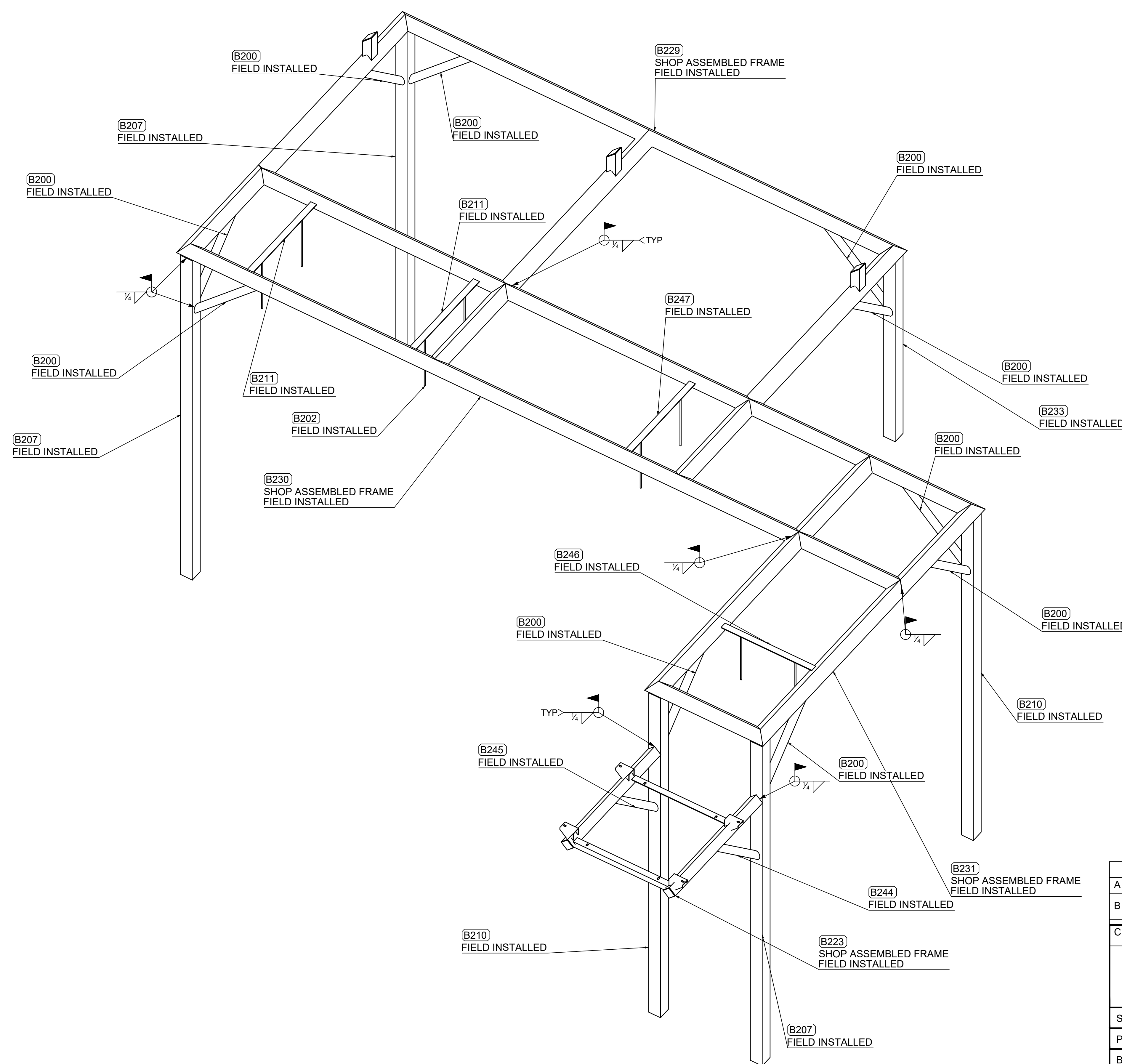
***Custom Metal Fabrication***

<ADDRESS>  
<PHONE NUMBER>  
<EMAIL>

***Drawing Index***

C0.0	Cover Sheet		
ISO-1	LV17-CV-001-S1	225	B225
ISO-2	LV17-CV-003-S1	226	B226
ISO-3	LV17-CV-004-S1	227	B227
200	B200	229	B229
201	B201	230	B230
202	B202	231	B231
203	B203	233	B233
204	B204	234	B234
205	B205	235	B235
206	B206	236	B236
207	B207	237	B237
208	B208	240	B240
210	B210	241	B241
211	B211	242	B242
212	B212	243	B243
215	B215	244	B244
216	B216	245	B245
217	B217	246	B246
218	B218	247	B247
219	B219	248	B248
220	B220	249	B249
221	B221	251	B251
222	B222	252	B252
223	B223		
224	B224		

<PROJECT NAME>  
<PROJECT ADDRESS>



3D view  
L17-CV-001-S1

REV.	Date	BY	Description
A	5/9/2023	MJW	FOR APPROVAL
B	5/15/2023	MJW	FOR APPORVAL - PER JP REVIEW
C	5/18/2023	MJW	FOR APPROVAL - PER JP CALLN REVIEW

<COMPANY NAME>

<COMPANY ADDRESS>  
<PHONE NUMBER>

STEEL SCOPE: <SCOPE>

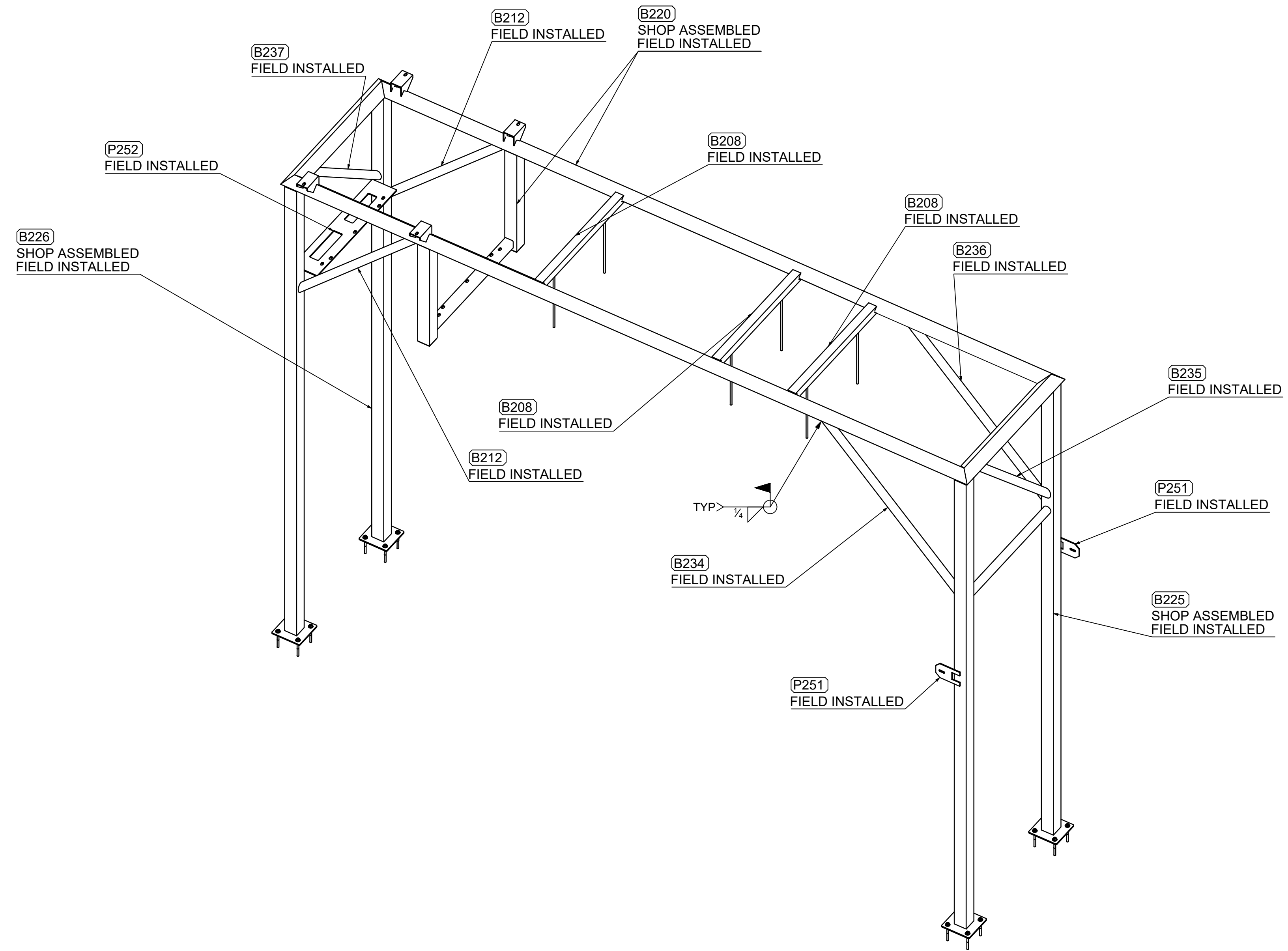
PROJ. / CLIENT: <CONTRACTOR>

BUILDING: <BUILDING/SCOPE>

LOCATION: <LOCATION>

DATE: <DATE>      STATUS: APPROVED

DRAWN BY: MJW	JOB NO:	SHEET NO: ISO-1	REV: C
CHECKED BY:			



3D view  
LV-CV-003-S1

REV.	Date	BY	Description
A	5/9/2023	MJW	FOR APPROVAL
B	5/15/2023	MJW	FOR APPORVAL - PER JP REVIEW
C	5/18/2023	MJW	FOR APPROVAL - PER JP CALLIN REVIEW

<COMPANY NAME>

<COMPANY ADDRESS>  
<PHONE NUMBER>

STEEL SCOPE: <SCOPE>

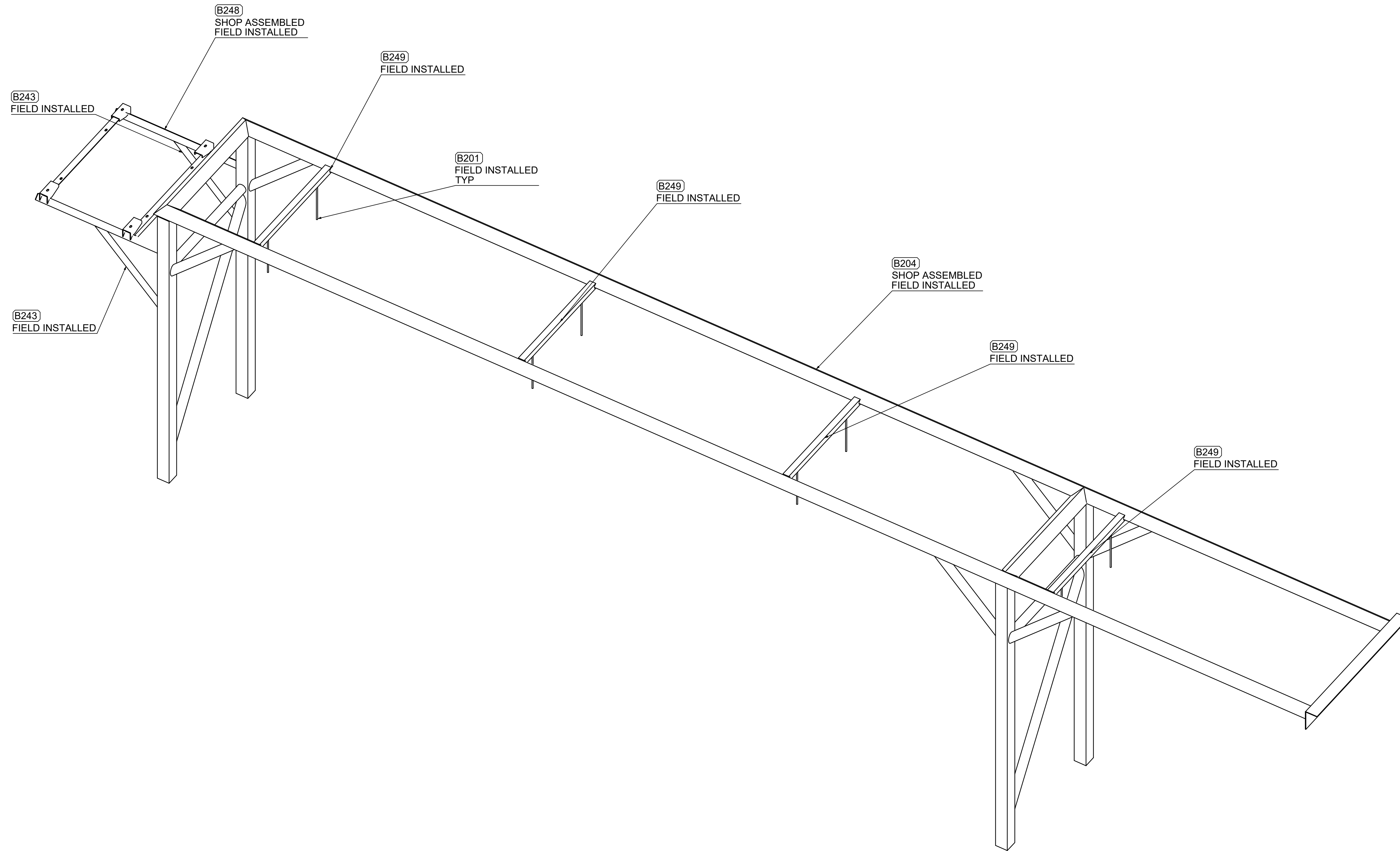
PROJ. / CLIENT: <CONTRACTOR>

BUILDING: <BUILDING/SCOPE>

LOCATION: <LOCATION>

DATE: <DATE> STATUS: APPROVED

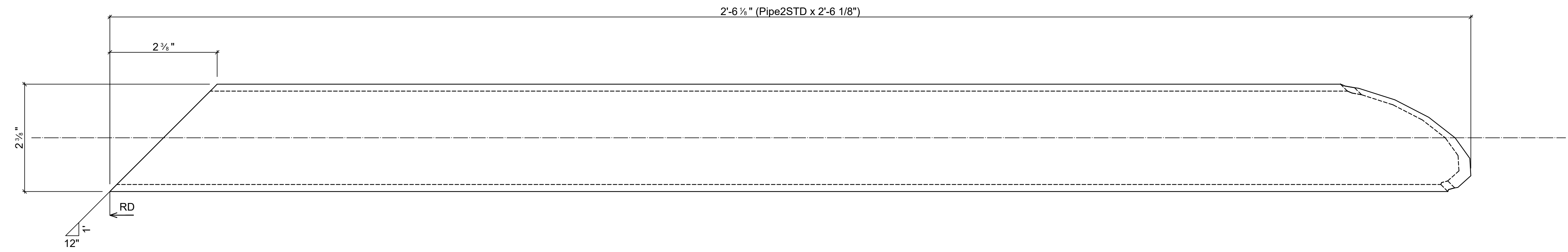
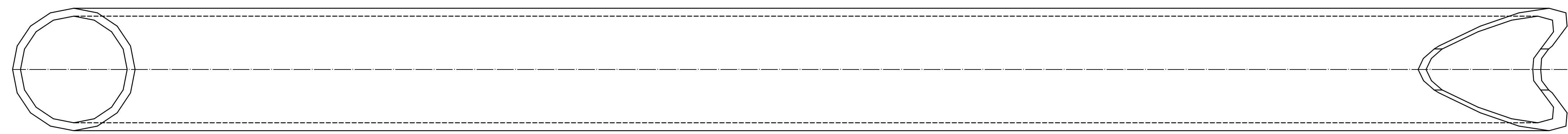
DRAWN BY: MJW	JOB NO:	SHEET NO: ISO-2	REV: C
CHECKED BY:			



3D view  
LV-CV-004-S1

REV.	Date	BY	Description
A	5/9/2023	MJW	FOR APPROVAL
B	5/15/2023	MJW	FOR APPORVAL - PER JP REVIEW
C	5/18/2023	MJW	FOR APPROVAL - PER JP CALLIN REVIEW
<b>&lt;COMPANY NAME&gt;</b> <COMPANY ADDRESS> <PHONE NUMBER>			
STEEL SCOPE: <SCOPE>			
PROJ. / CLIENT: <CONTRACTOR>			
BUILDING: <BUILDING/SCOPE>			
LOCATION: <LOCATION>			
DATE: <DATE>			STATUS: APPROVED
DRAWN BY: MJW	JOB NO:	SHEET NO: ISO-3	REV: C
CHECKED BY:			

Mark	Quantity	Description	Length	Grade	Part weight	Total weight
LV17-CV-001-S1						
B200	10				9.35	93.52
B200	10	Pipe2STD	2'-6 1/8"	S304	9.35	93.52
	10					
	<b>10</b>				<b>TOTAL:</b>	<b>93.52</b>



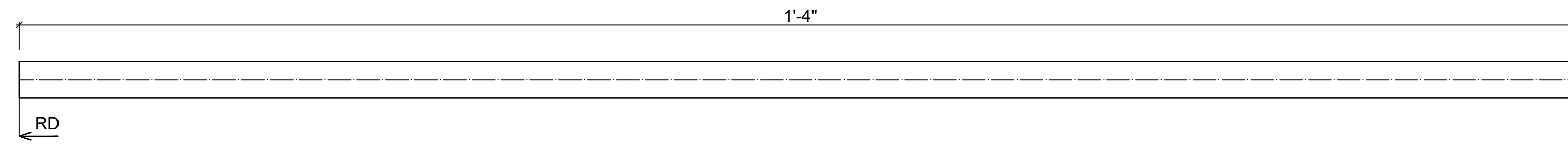
10 - **B200** Pipe2STD  
 d=2 3/8" b=2 3/8" t= 1/8" k=  
 Grid reference

REV.	Date	BY	Description
A	5/9/2023	MJW	FOR APPROVAL
B	5/15/2023	MJW	FOR APPORVAL - PER JP REVIEW
C	5/18/2023	MJW	FOR APPROVAL - PER JP CULLEN REVIEW

<b>&lt;COMPANY NAME</b>			
<COMPANY ADDRESS>			
<PHONE NUMBER>			
STEEL SCOPE: <SCOPE>			
PROJ. / CLIENT: <CONTRACTOR>			
BUILDING: <BUILDING/SCOPE>			
LOCATION: <LOCATION>			
DATE: <DATE>			STATUS: Not Set
DRAWN BY: MJW	JOB NO:	SHEET NO: 200	REV: C
CHECKED BY:			

Mark	Quantity	Description	Length	Grade	Part weight	Total weight
L17-CV-004-S1						
B201	8					
B201	8	RB 3/8	1'-4"	S304	0.51	4.09
	8				0.51	4.09
	8				<b>TOTAL:</b>	<b>4.09</b>



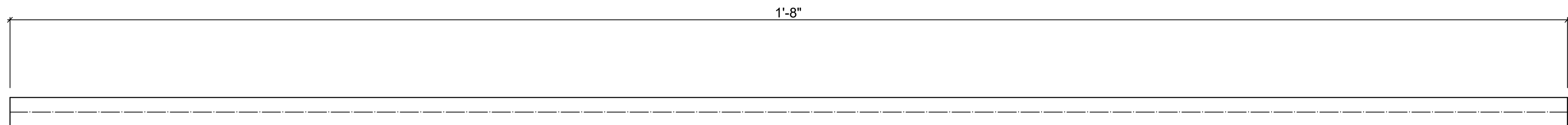
8 - **B201** 3/8 ROUND BAR THREADED 6" AT EACH END

REV.	Date	BY	Description
A	5/9/2023	MJW	FOR APPROVAL
B	5/15/2023	MJW	FOR APPORVAL - PER JP REVIEW
C	5/18/2023	MJW	FOR APPROVAL - PER JP CULLEN REVIEW

<b>&lt;COMPANY NAME&gt;</b>			
<COMPANY ADDRESS>			
<PHONE NUMBER>			
STEEL SCOPE: <SCOPE>			
PROJ. / CLIENT: <CONTRACTOR>			
BUILDING: <BUILDING/SCOPE>			
LOCATION: <LOCATION>			
DATE: <DATE>			STATUS: Not Set
DRAWN BY: MJW	JOB NO:	SHEET NO: 201	REV: C
CHECKED BY:			

Mark	Quantity	Description	Length	Grade	Part weight	Total weight
L17-CV-001-S1						
B202	6					
B202	6	RB 3/8	1'-8"	S304	0.64	3.83
	6				0.64	3.83
	<b>6</b>				<b>TOTAL:</b>	<b>3.83</b>



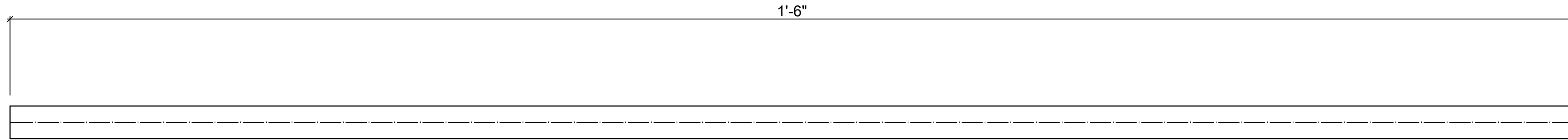
6 - **B202** 3/8 ROUND BAR THREAD 6" EACH END

REV.	Date	BY	Description
A	5/9/2023	MJW	FOR APPROVAL
B	5/15/2023	MJW	FOR APPORVAL - PER JP REVIEW
C	5/18/2023	MJW	FOR APPROVAL - PER JP CULLEN REVIEW

<b>&lt;COMPANY NAME&gt;</b>	
<COMPANY ADDRESS>	
<PHONE NUMBER>	
STEEL SCOPE:	<SCOPE>
PROJ. / CLIENT:	<CONTRACTOR>
BUILDING:	<BUILDING/SCOPE>
LOCATION:	<LOCATION>
DATE:	<DATE>
STATUS: Not Set	
DRAWN BY: MJW	JOB NO:
CHECKED BY:	SHEET NO: 202
	REV: C

Mark	Quantity	Description	Length	Grade	Part weight	Total weight
L17-CV-003-S1						
B203	6					
B203	6	RB 3/8	1'-6"	S304	0.57	3.45
	6				0.57	3.45
	<b>6</b>				<b>TOTAL:</b>	<b>3.45</b>



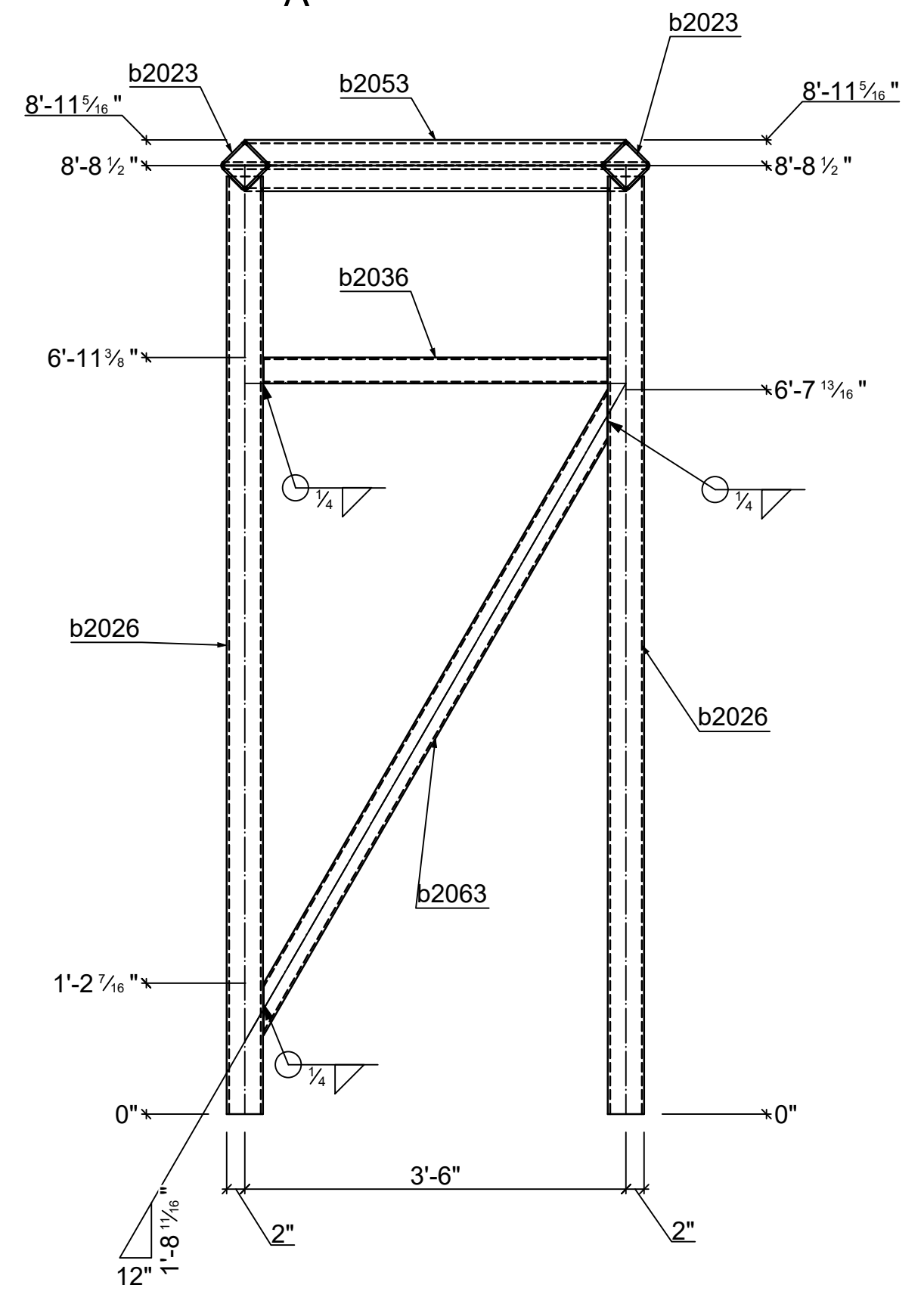
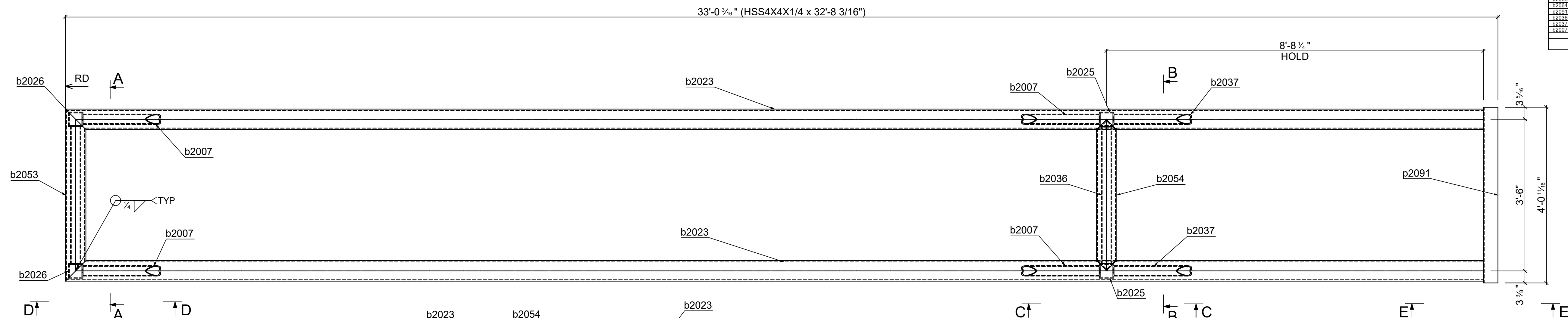
6 - **B203** 3/8 ROUND BAR THREAD 6" EACH END

REV.	Date	BY	Description
A	5/9/2023	MJW	FOR APPROVAL
B	5/15/2023	MJW	FOR APPORVAL - PER JP REVIEW
C	5/18/2023	MJW	FOR APPROVAL - PER JP CULLEN REVIEW

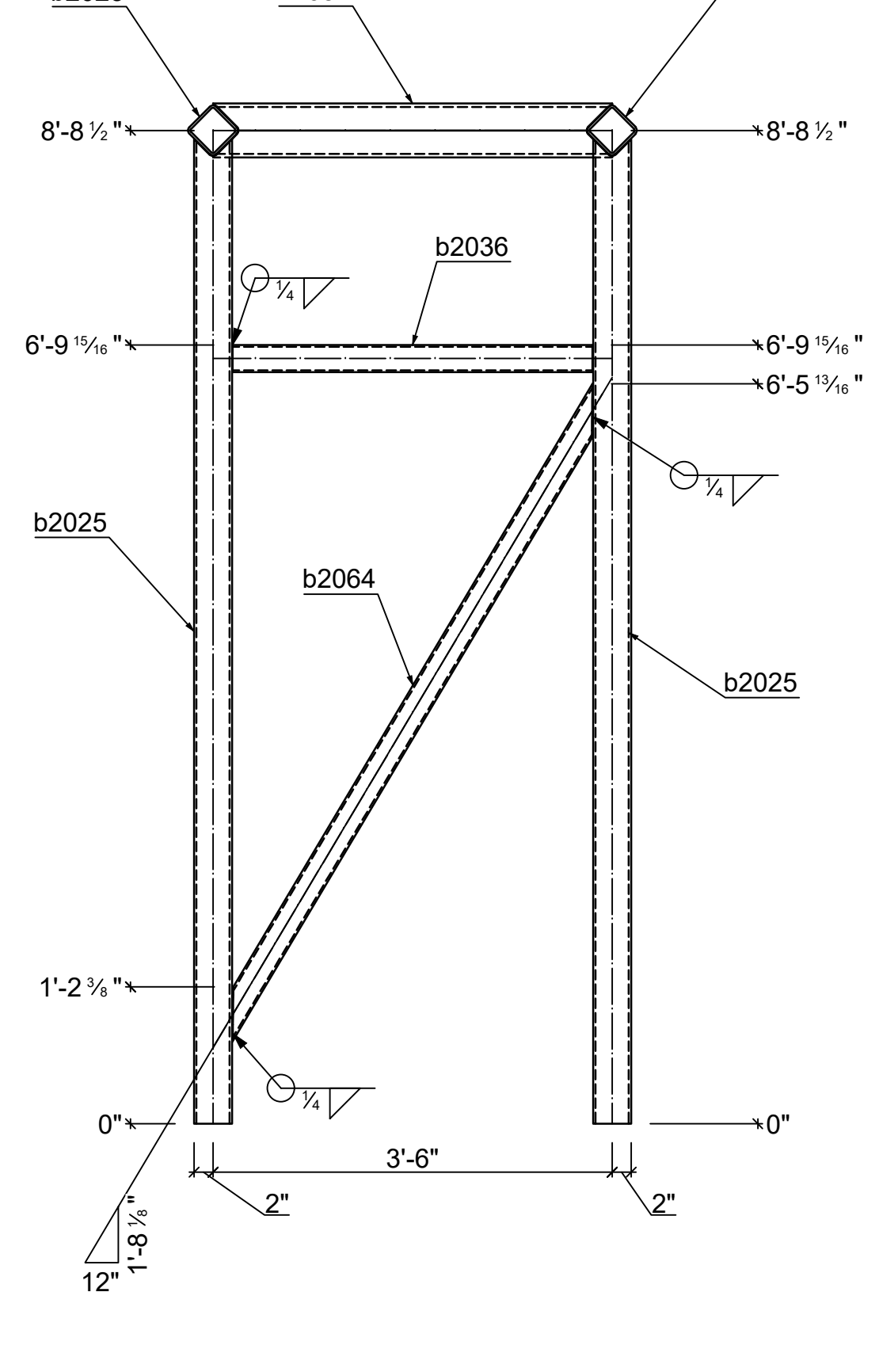
<b>&lt;COMPANY NAME</b>			
<COMPANY ADDRESS>			
<PHONE NUMBER>			
STEEL SCOPE: <SCOPE>			
PROJ. / CLIENT: <CONTRACTOR>			
BUILDING: <BUILDING/SCOPE>			
LOCATION: <LOCATION>			
DATE: <DATE>			STATUS: Not Set
DRAWN BY: MJW	JOB NO:	SHEET NO: 203	REV: C
CHECKED BY:			



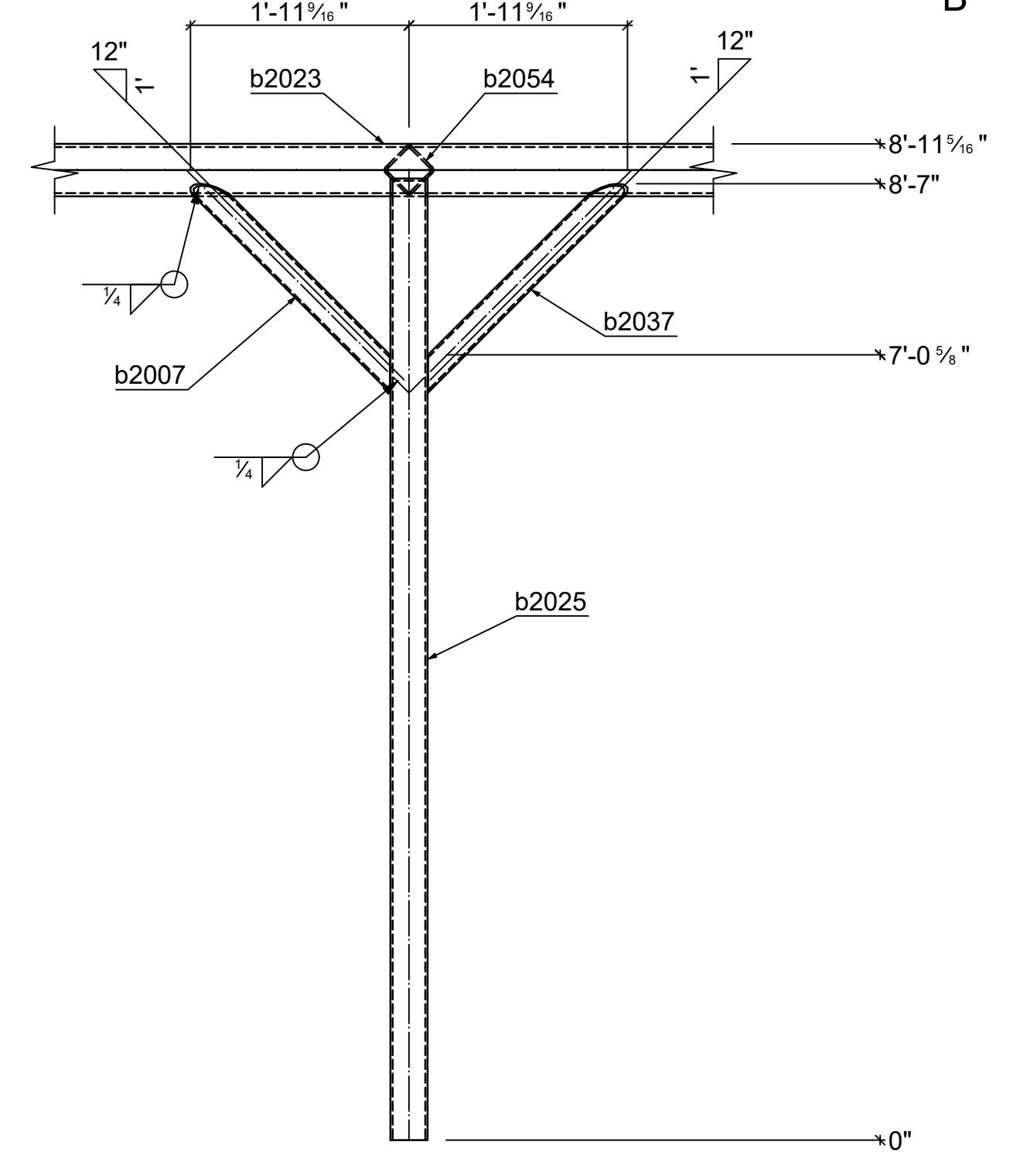
Mark	Quantity	Description	Length	Grade	Part weight	Total weight
L1-CV-004-S1						
B204	1					
B204	2	HSS4X4X1/4	32'-8 3/16"	S304	406.89	813.38
B205	2	HSS4X4X1/4	8'-7 5/16"	S304	107.41	214.82
B206	2	HSS4X4X1/4	8'-7 5/16"	S304	107.13	214.26
B203	1	HSS4X4X1/4	5'-11 1/16"	S304	49.42	49.42
B2054	1	HSS4X4X1/4	3'-6"	S304	43.55	43.55
B2063	1	Pipe2-1/2STD	6'-8 1/2"	S304	39.66	39.66
B2064	1	Pipe2-1/2STD	6'-5 13/16"	S304	38.91	38.91
P2091	1	PL 3/16"X10.58"X4'-0 11/16"	4'-0 11/16"	S304	28.03	28.03
B2036	2	Pipe2-1/2STD	5'-1 7/8"	S304	18.65	37.31
B2037	2	Pipe2-1/2STD	2'-6 13/16"	S304	15.16	30.33
B2007	4	Pipe2-1/2STD	2'-6 13/16"	S304	15.16	60.66
	19				1310.92	1310.92
		TOTAL:				1570.22



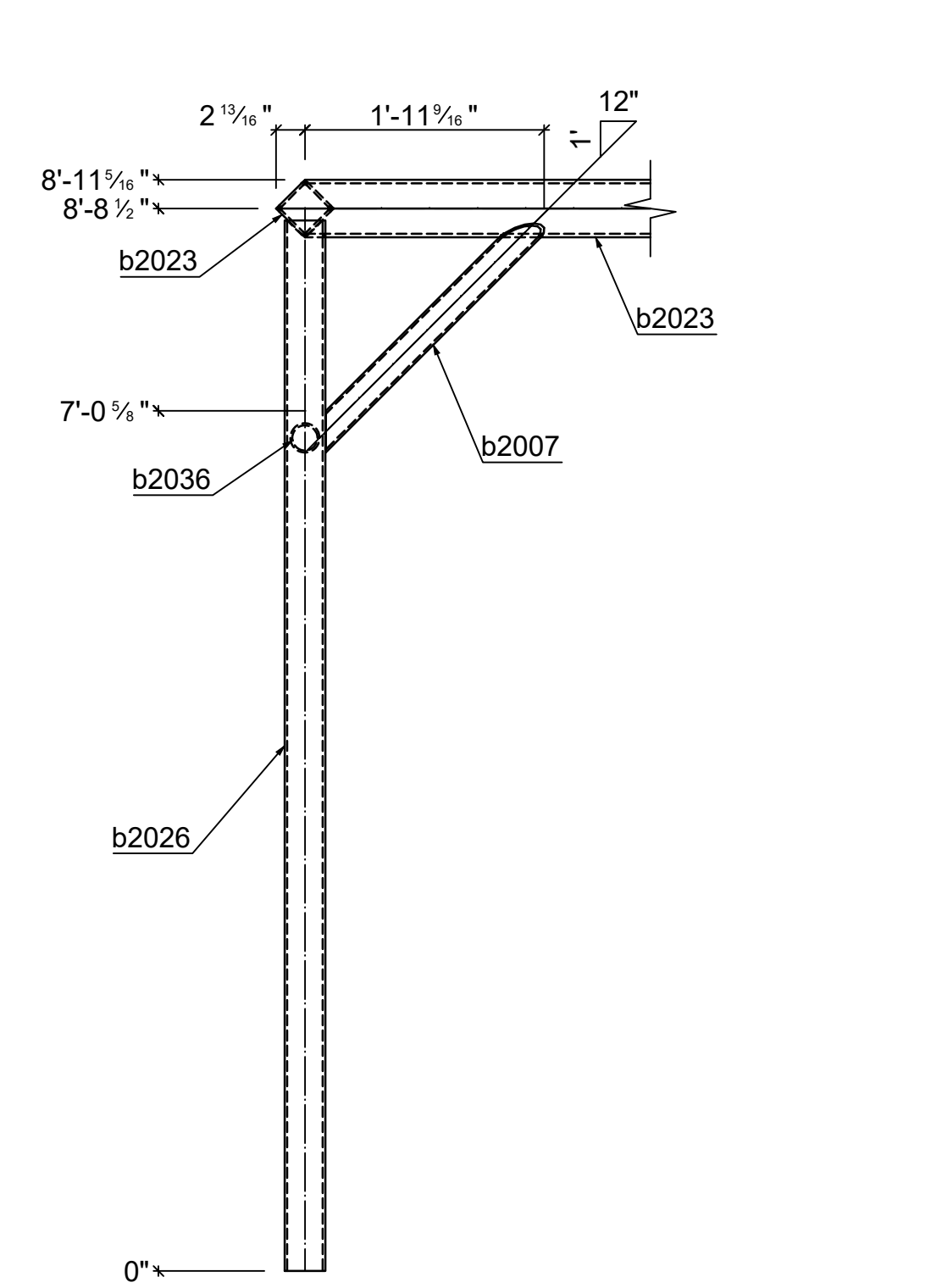
Section A - A



Section B - B

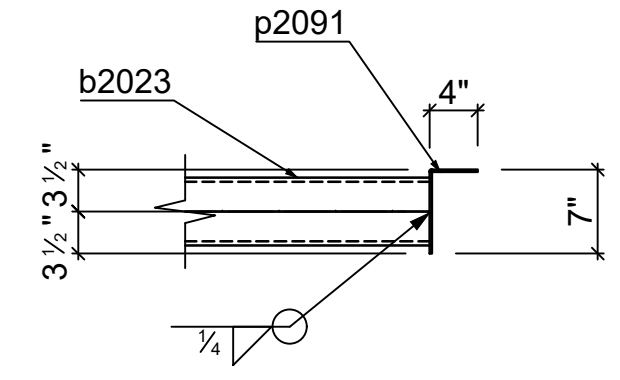


Section C - C



Section D - D

1 - **B204** HSS4X4X1/4  
 [d=4"] [b=4"] [t= 1/4"] [w= 1/4"] [k=]



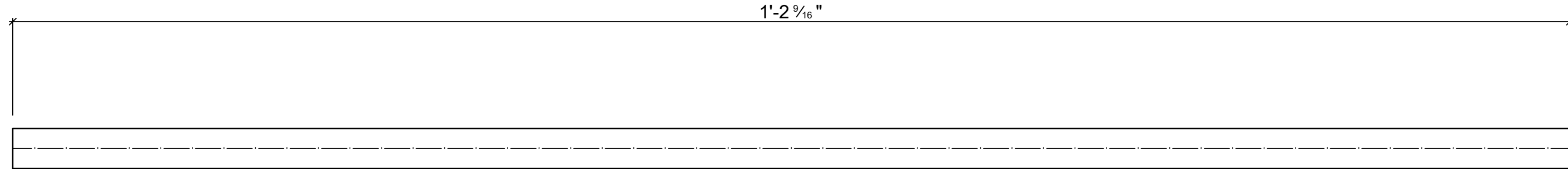
Section E - E

REV.	Date	BY	Description
A	5/9/2023	MJW	FOR APPROVAL
B	5/15/2023	MJW	FOR APPORVAL - PER JP REVIEW
C	5/18/2023	MJW	FOR APPROVAL - PER JP CULLEN REVIEW

**<COMPANY NAME>**  
 <COMPANY ADDRESS>  
 <PHONE NUMBER>

STEEL SCOPE: <SCOPE>	
PROJ. / CLIENT: <CONTRACTOR>	
BUILDING: <BUILDING/SCOPE>	
LOCATION: <LOCATION>	
DATE: <DATE>	STATUS: Not Set
DRAWN BY: MJW	JOB NO: SHEET NO: 204
CHECKED BY:	REVISION: C

Mark	Quantity	Description	Length	Grade	Part weight	Total weight
L17-CV-004-S2						
B205	4					
B205	4	RB 3/8	1'-2 9/16"	S304	0.47	1.86
	4				0.47	1.86
	4				<b>TOTAL:</b>	<b>1.86</b>



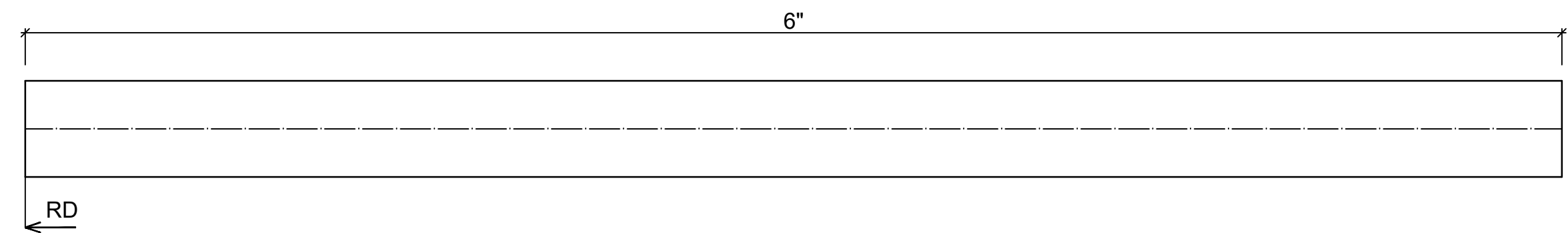
4 - **B205** RD3/8 THREADED 6" EACH END

REV.	Date	BY	Description
A	5/9/2023	MJW	FOR APPROVAL
B	5/15/2023	MJW	FOR APPORVAL - PER JP REVIEW
C	5/18/2023	MJW	FOR APPROVAL - PER JP CULLEN REVIEW

<b>&lt;COMPANY NAME</b>	
<COMPANY ADDRESS>	
<PHONE NUMBER>	
STEEL SCOPE:	<SCOPE>
PROJ. / CLIENT:	<CONTRACTOR>
BUILDING:	<BUILDING/SCOPE>
LOCATION:	<LOCATION>
DATE:	<DATE>
STATUS: Not Set	
DRAWN BY: MJW	JOB NO:
CHECKED BY:	SHEET NO: <b>205</b>
	REV: <b>C</b>

Mark	Quantity	Description	Length	Grade	Part weight	Total weight
L17-CV-001-S3						
B206	4					
B206	4	RB 3/8	0'-6"	S304	0.19	0.77
	4				0.19	0.77
	4				<b>TOTAL:</b>	<b>0.77</b>




4 - **B206** RD3/8 THREADED 6" EACH END

REV.	Date	BY	Description
A	5/9/2023	MJW	FOR APPROVAL
B	5/15/2023	MJW	FOR APPORVAL - PER JP REVIEW
C	5/18/2023	MJW	FOR APPROVAL - PER JP CULLEN REVIEW

<b>&lt;COMPANY NAME&gt;</b>			
<COMPANY ADDRESS>			
<PHONE NUMBER>			
STEEL SCOPE: <SCOPE>			
PROJ. / CLIENT: <CONTRACTOR>			
BUILDING: <BUILDING/SCOPE>			
LOCATION: <LOCATION>			
DATE: <DATE>			STATUS: Not Set
DRAWN BY: MJW	JOB NO:	SHEET NO: 206	REV: C
CHECKED BY:			

Mark	Quantity	Description	Length	Grade	Part weight	Total weight
L17-CV-001-S1						
B207	3					
B207	3	HSS4X4X3/8	10'-7 11/16"	S304	187.27	561.82
	3				187.27	561.82
	3				<b>TOTAL:</b>	<b>561.82</b>



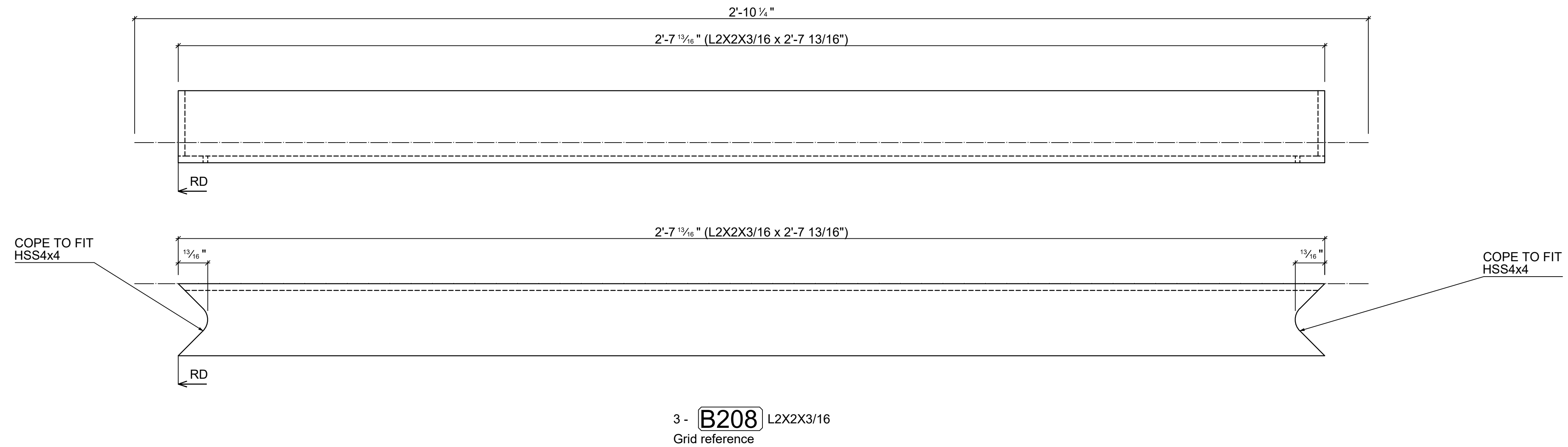
3 - **B207** HSS4X4X3/8  
 d=4" b=4" t=3/8" w=3/8" k=  
 Grid reference

REV.	Date	BY	Description
A	5/9/2023	MJW	FOR APPROVAL
B	5/15/2023	MJW	FOR APPORVAL - PER JP REVIEW
C	5/18/2023	MJW	FOR APPROVAL - PER JP CULLEN REVIEW

**<COMPANY NAME>**  
 <COMPANY ADDRESS>  
 <PHONE NUMBER>

STEEL SCOPE:	<SCOPE>
PROJ. / CLIENT:	<CONTRACTOR>
BUILDING:	<BUILDING/SCOPE>
LOCATION:	<LOCATION>
DATE:	<DATE>
DATE:	<DATE>
STATUS:	Not Set
DRAWN BY:	MJW
CHECKED BY:	
JOB NO:	
SHEET NO:	207
REV:	C


Mark	Quantity	Description	Length	Grade	Part weight	Total weight
L17-CV-003-S1						
B208	3					
B208	3	L2X2X3/16	2'-7 13/16"	S304	6.60	19.79
	3				6.60	19.79
	3				<b>TOTAL:</b>	<b>19.79</b>



REV.	Date	BY	Description
A	5/9/2023	MJW	FOR APPROVAL
B	5/15/2023	MJW	FOR APPORVAL - PER JP REVIEW
C	5/18/2023	MJW	FOR APPROVAL - PER JP CULLEN REVIEW

<b>&lt;COMPANY NAME&gt;</b>			
<COMPANY ADDRESS>			
<PHONE NUMBER>			
STEEL SCOPE: <SCOPE>			
PROJ. / CLIENT: <CONTRACTOR>			
BUILDING: <BUILDING/SCOPE>			
LOCATION: <LOCATION>			
DATE: <DATE>			STATUS: Not Set
DRAWN BY: MJW	JOB NO:	SHEET NO: 208	REV: C
CHECKED BY:			

Mark	Quantity	Description	Length	Grade	Part weight	Total weight
L17-CV-001-S1						
B210	2					
B210	2	HSS4X4X3/8	10'-7 3/4"	S304	187.37	374.73
	2				187.37	374.73
	2				<b>TOTAL:</b>	<b>374.73</b>



2 - **B210** HSS4X4X3/8  
 d=4" b=4" t= 3/8" w= 3/8" k=  
 Grid reference


REV.	Date	BY	Description
A	5/9/2023	MJW	FOR APPROVAL
B	5/15/2023	MJW	FOR APPORVAL - PER JP REVIEW
C	5/18/2023	MJW	FOR APPROVAL - PER JP CULLEN REVIEW

**<COMPANY NAME>**  
 <COMPANY ADDRESS>  
 <PHONE NUMBER>

STEEL SCOPE:	<SCOPE>
PROJ. / CLIENT:	<CONTRACTOR>
BUILDING:	<BUILDING/SCOPE>
LOCATION:	<LOCATION>
DATE:	<DATE>
STATUS: Not Set	
DRAWN BY:	MJW
CHECKED BY:	
JOB NO:	
SHEET NO:	210
REV:	C

Mark	Quantity	Description	Length	Grade	Part weight	Total weight
L17-CV-001-S1						
B211	2					
B211	2	L2X2X3/16	2'-8 3/16"	S304	6.67	13.33
	2				6.67	13.33
	2				<b>TOTAL:</b>	<b>13.33</b>

COPE TO FIT  
HSS4x4 TYP EA END



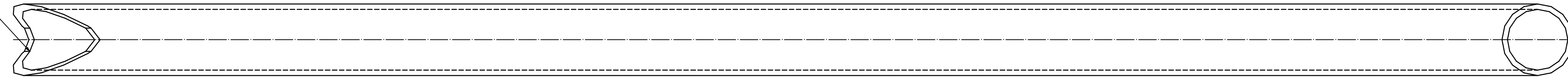
2 - **B211** L2X2X3/16  
Grid reference

REV.	Date	BY	Description
A	5/9/2023	MJW	FOR APPROVAL
B	5/15/2023	MJW	FOR APPORVAL - PER JP REVIEW
C	5/18/2023	MJW	FOR APPROVAL - PER JP CULLEN REVIEW

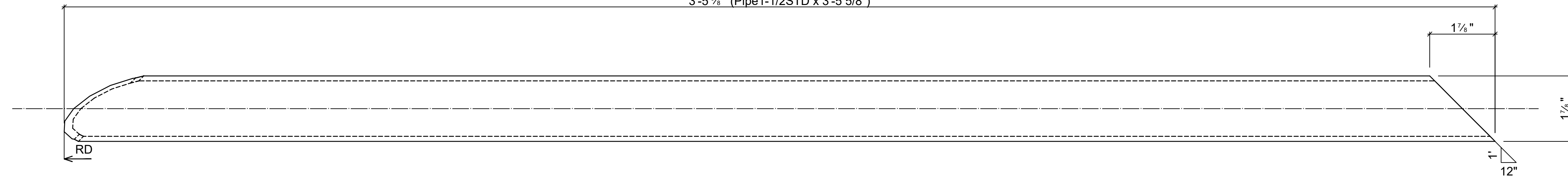
<b>&lt;COMPANY NAME&gt;</b>			
<COMPANY ADDRESS>			
<PHONE NUMBER>			
STEEL SCOPE: <SCOPE>			
PROJ. / CLIENT: <CONTRACTOR>			
BUILDING: <BUILDING/SCOPE>			
LOCATION: <LOCATION>			
DATE: <DATE>			STATUS: Not Set
DRAWN BY: MJW	JOB NO:	SHEET NO: 211	REV: C
CHECKED BY:			

Mark	Quantity	Description	Length	Grade	Part weight	Total weight
L17-CV-003-S1						
B212	2					
B212	2	Pipe1-1/2STD	3'-5 5/8"	S304	9.61	19.23
					9.61	19.23
	2				<b>TOTAL:</b>	<b>19.23</b>

COPE TO FIT  
HSS4x4



3'-5 5/8" (Pipe1-1/2STD x 3'-5 5/8")



2 - **B212** Pipe1-1/2STD

d=1 7/8" b=1 7/8" t= w= 3/8" k=

Grid reference

REV.	Date	BY	Description
A	5/9/2023	MJW	FOR APPROVAL
B	5/15/2023	MJW	FOR APPORVAL - PER JP REVIEW
C	5/18/2023	MJW	FOR APPROVAL - PER JP CULLEN REVIEW

**<COMPANY NAME**  
<COMPANY ADDRESS>  
<PHONE NUMBER>

STEEL SCOPE: <SCOPE>

PROJ. / CLIENT: <CONTRACTOR>

BUILDING: <BUILDING/SCOPE>

LOCATION: <LOCATION>

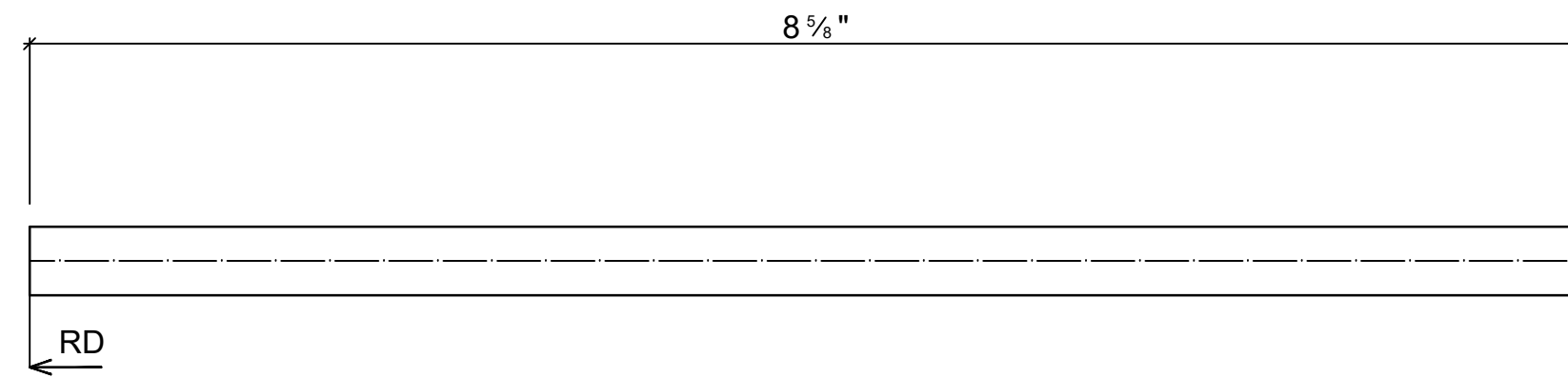
DATE: <DATE> STATUS: Not Set

DRAWN BY: MJW JOB NO: SHEET NO: 212 REV: C

CHECKED BY:



Mark	Quantity	Description	Length	Grade	Part weight	Total weight
L17-CV-001-S2						
B215	2					
B215	2	RB 3/8	0'-8 5/8"	S304	0.27	0.55
	2				0.27	0.55
	2				<b>TOTAL:</b>	<b>0.55</b>



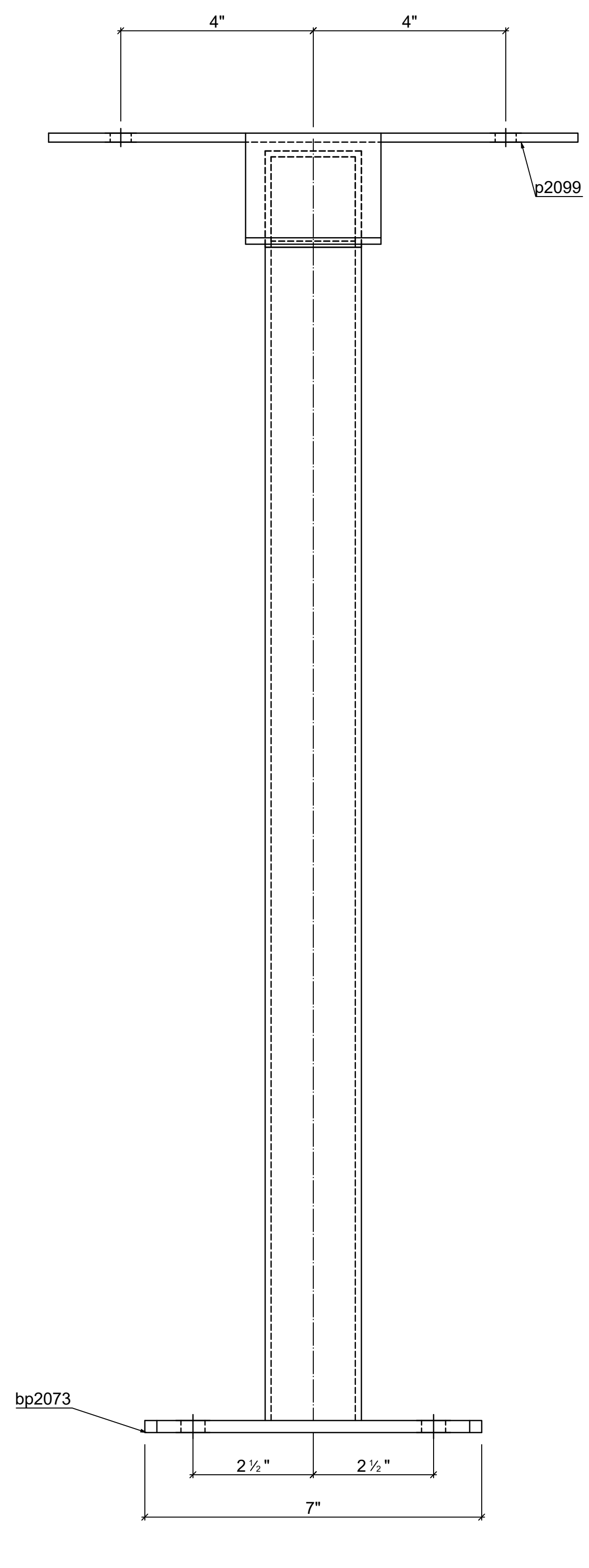

2 - **B215** RD3/8 THREADED 6" EACH END

REV.	Date	BY	Description
A	5/9/2023	MJW	FOR APPROVAL
B	5/15/2023	MJW	FOR APPORVAL - PER JP REVIEW
C	5/18/2023	MJW	FOR APPROVAL - PER JP CULLEN REVIEW

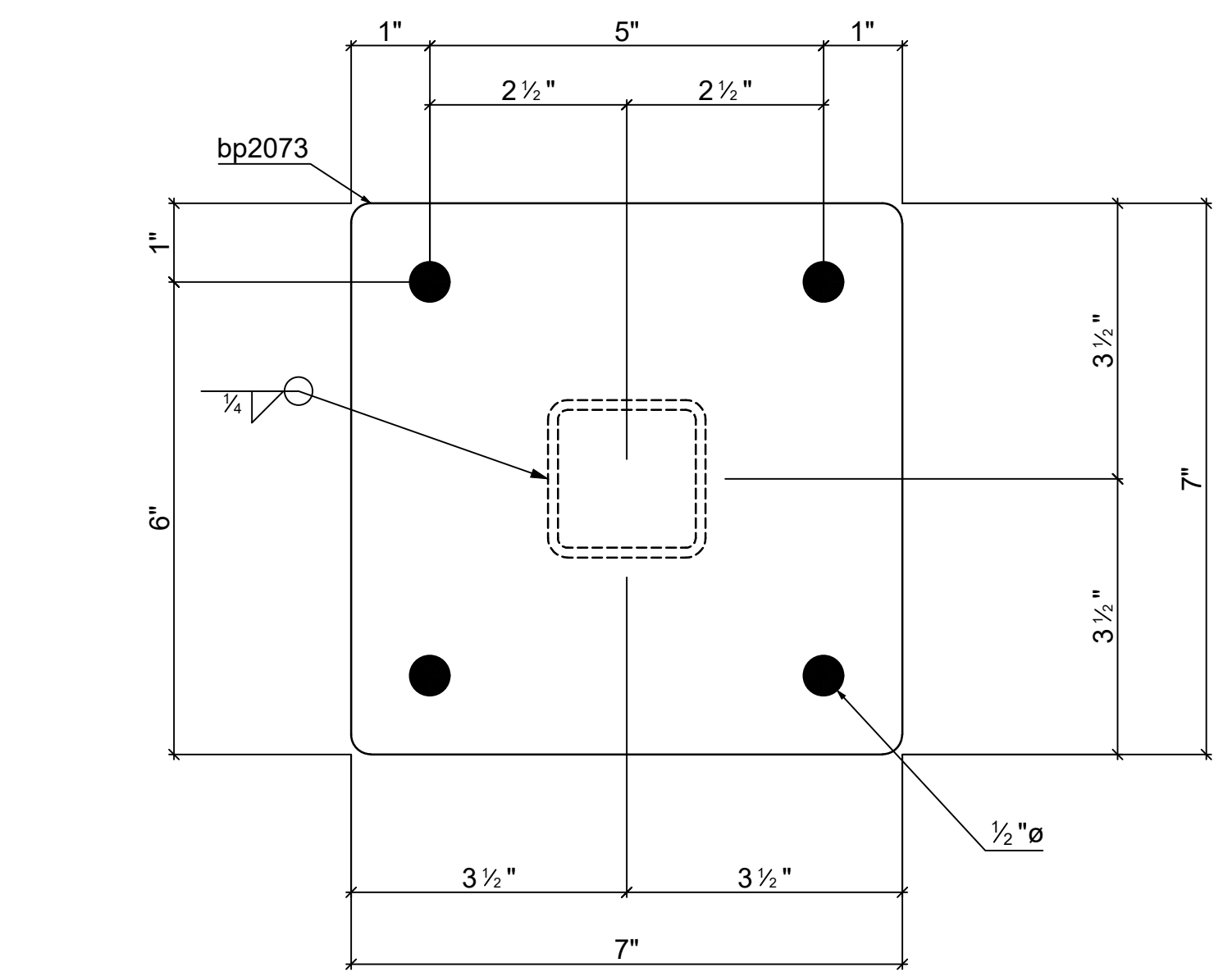
  

<b>&lt;COMPANY NAME&gt;</b>			
<COMPANY ADDRESS>			
<PHONE NUMBER>			
STEEL SCOPE: <SCOPE>			
PROJ. / CLIENT: <CONTRACTOR>			
BUILDING: <BUILDING/SCOPE>			
LOCATION: <LOCATION>			
DATE: <DATE>			STATUS: Not Set
DRAWN BY: MJW	JOB NO:	SHEET NO: 215	REV: C
CHECKED BY:			

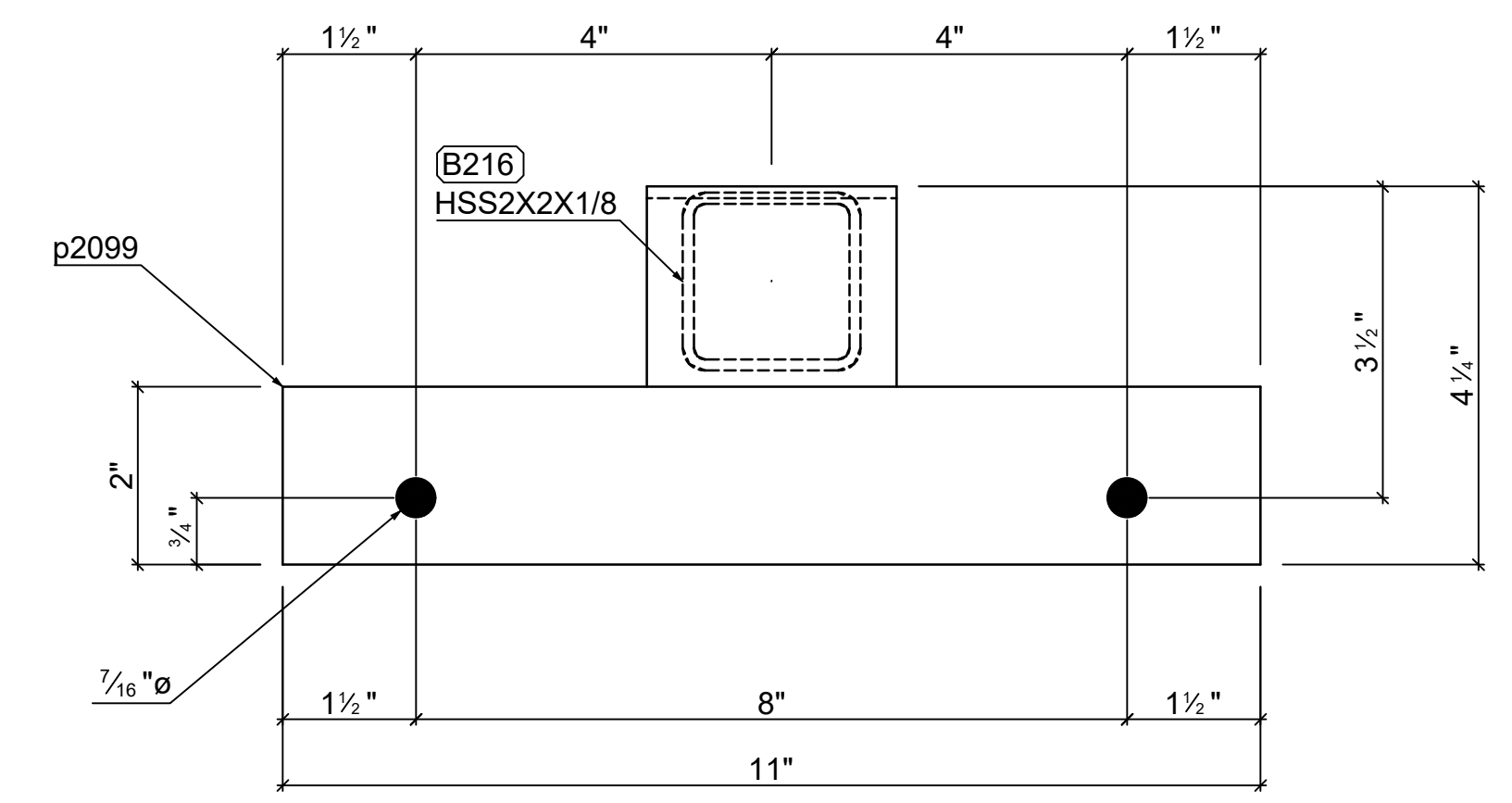
Mark	Quantity	Description	Length	Grade	Part weight	Total weight
L1-CV-001-S3						
B216	1	HSS2X2X1/8	2'-2 5/8"	S304	6.90	6.90
bp2073	1	PL 1/4"x7"x0-7"	0-7"	S304	3.54	3.54
p2099	1	PL 3/16"x6"x0-11"	0-11"	S304	2.31	2.31
	3				12.75	12.75
					<b>TOTAL:</b>	<b>12.75</b>



1 - **B216** HSS2X2X1/8  
 d=2" b=2" t= 1/8" w= 1/8" k=  
 Grid reference



Section B - B



Section C - C

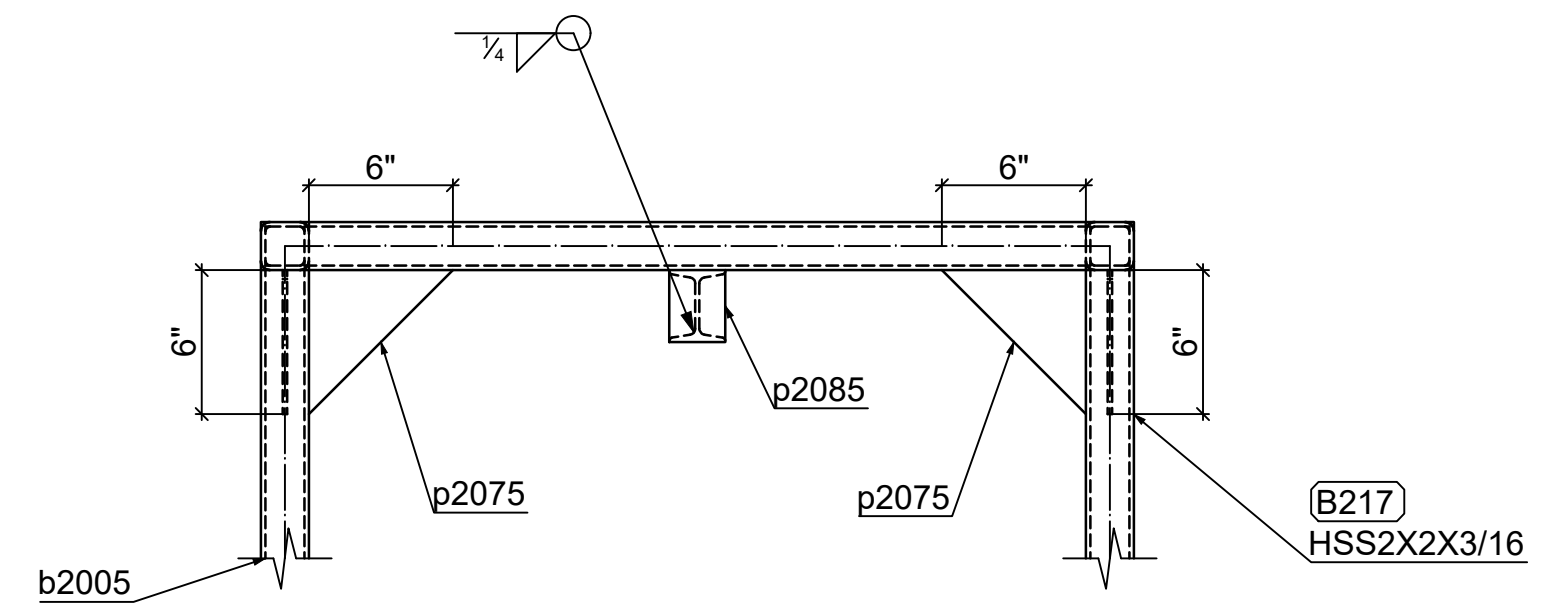
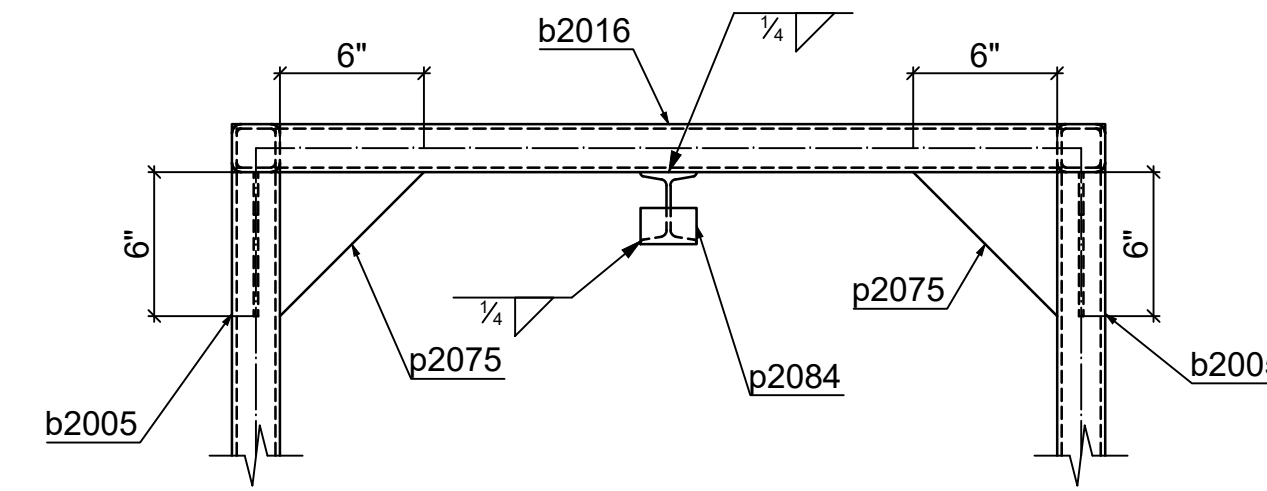
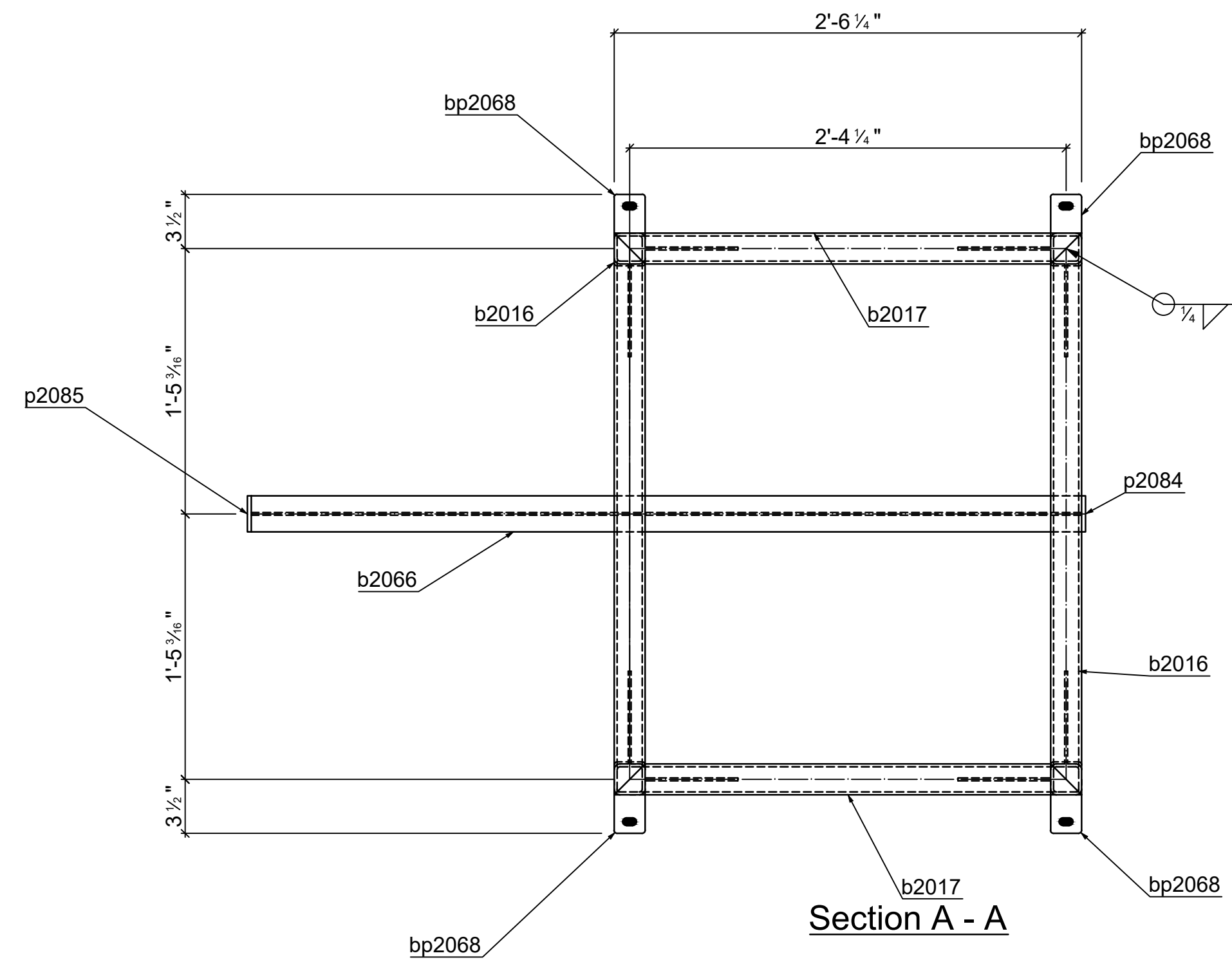
REV.	Date	BY	Description
A	5/9/2023	MJW	FOR APPROVAL
B	5/15/2023	MJW	FOR APPORVAL - PER JP REVIEW
C	5/18/2023	MJW	FOR APPROVAL - PER JP CULLEN REVIEW

**<COMPANY NAME>**  
 <COMPANY ADDRESS>  
 <PHONE NUMBER>

STEEL SCOPE: <SCOPE>  
 PROJ. / CLIENT: <CONTRACTOR>  
 BUILDING: <BUILDING/SCOPE>  
 LOCATION: <LOCATION>  
 DATE: <DATE> STATUS: Not Set  
 DRAWN BY: MJW JOB NO: SHEET NO: 216 REV: C  
 CHECKED BY:

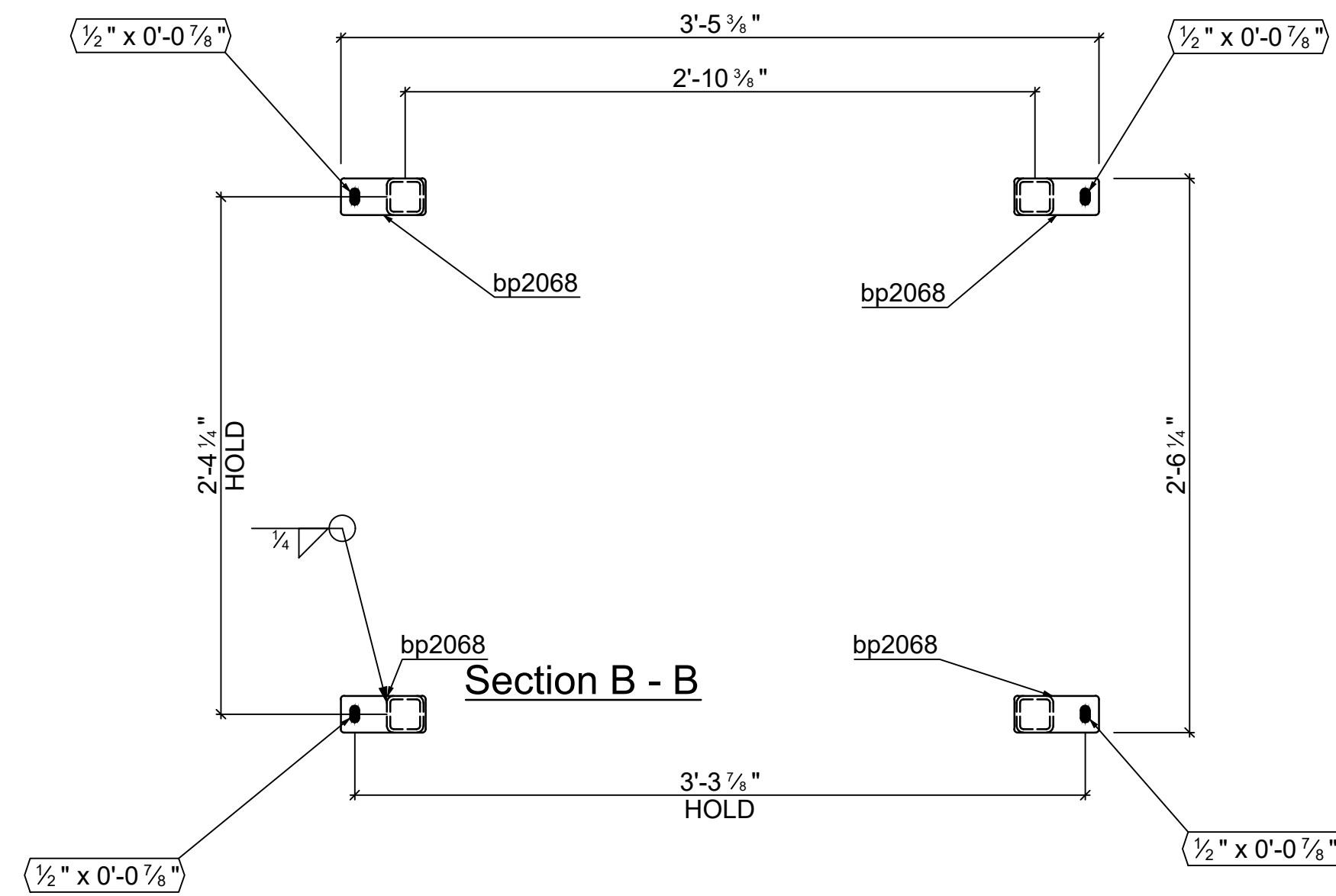
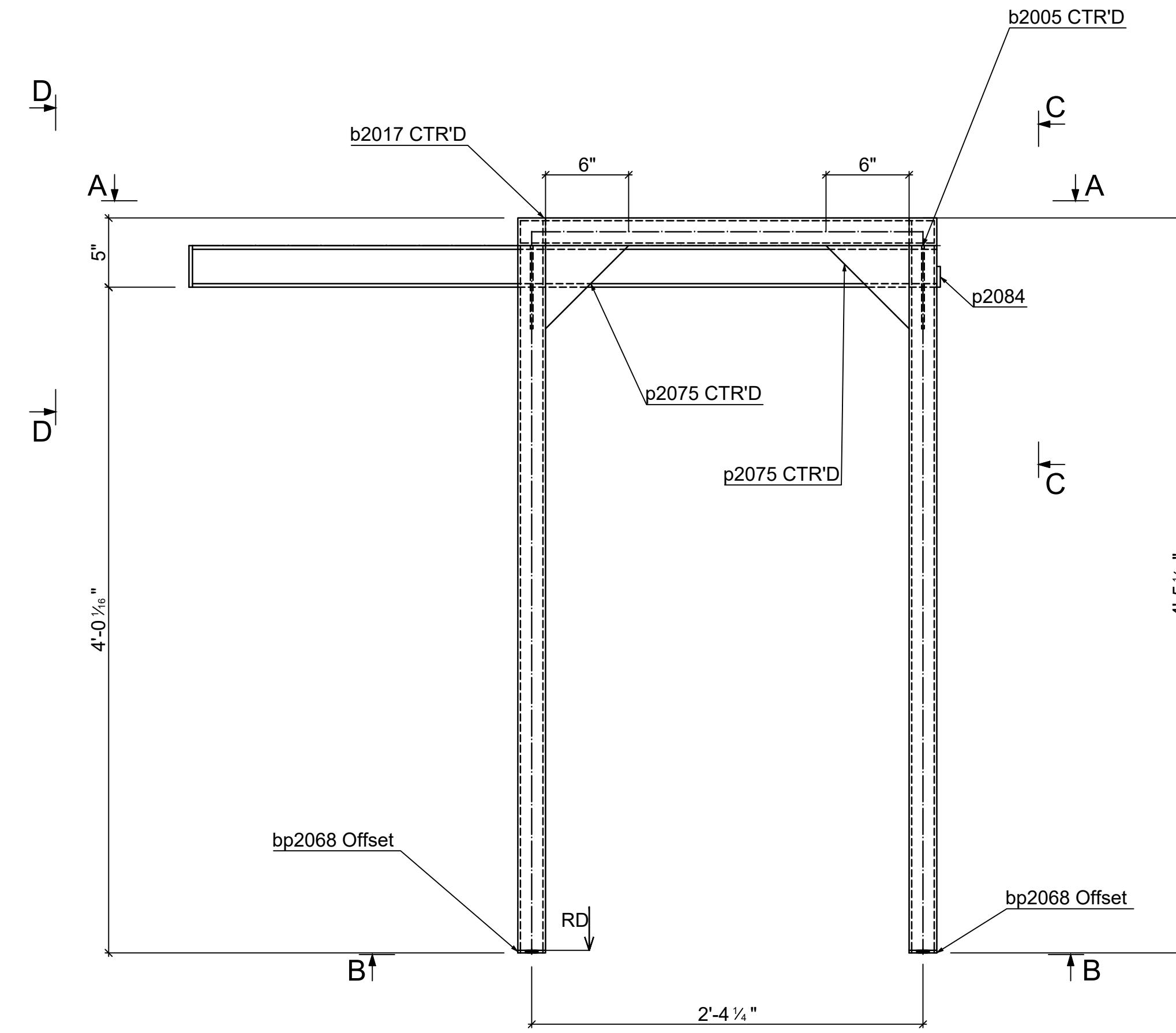
Quantity	Description	Length
4	3/8" HILTI KB3 TZ	0-5"
4	ACORN NUTS	

Mark	Quantity	Description	Length	Grade	Part weight	Total weight
B217	4	HSS2X2X3/16	4'-2 7/8"	S304	18.66	298.64
b2066	4	S3X5.7	4'-5 3/4"	S304	26.02	104.08
b2016	8	HSS2X2X3/16	3'-0 3/8"	S304	13.35	106.76
b2017	8	HSS2X2X3/16	2'-8 1/4"	S304	11.10	88.78
p2075	32	PL 3/16"x6"x0'-6"	0'-6"	S304	0.98	31.21
p2085	4	PL 1/4"x2-5/16"x0'-3"	0'-3"	S304	0.51	2.02
bp2068	16	PL 3/16"x2"x0'-4 5/8"	0'-4 5/8"	S304	0.50	7.98
p2084	4	PL 1/4"x1-1/2"x0'-2 5/16"	0'-2 5/16"	S304	0.25	1.01
	92				160.12	640.49
					<b>TOTAL:</b>	<b>640.49</b>



Section C - C

Section D - D



Section B - B

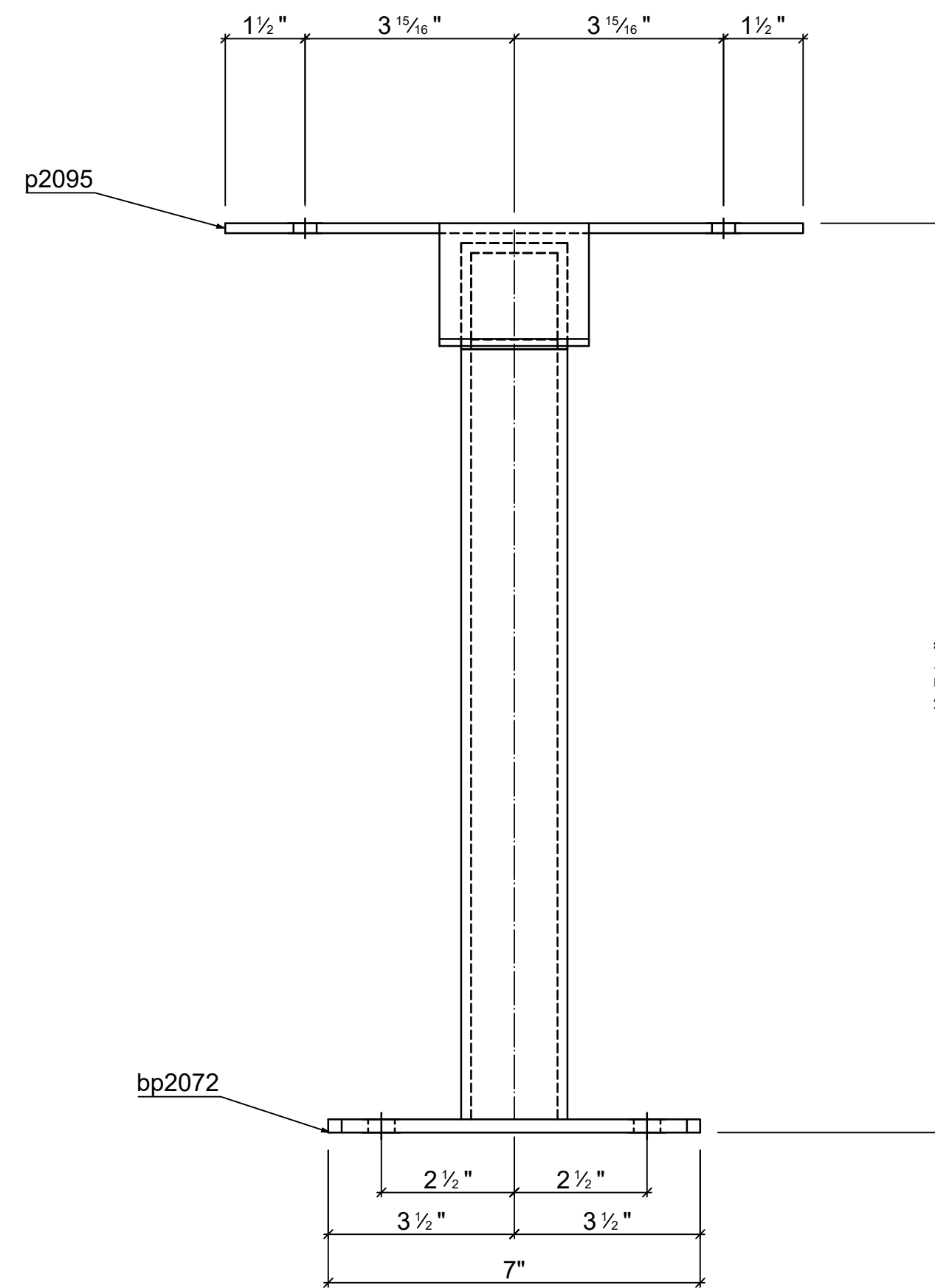
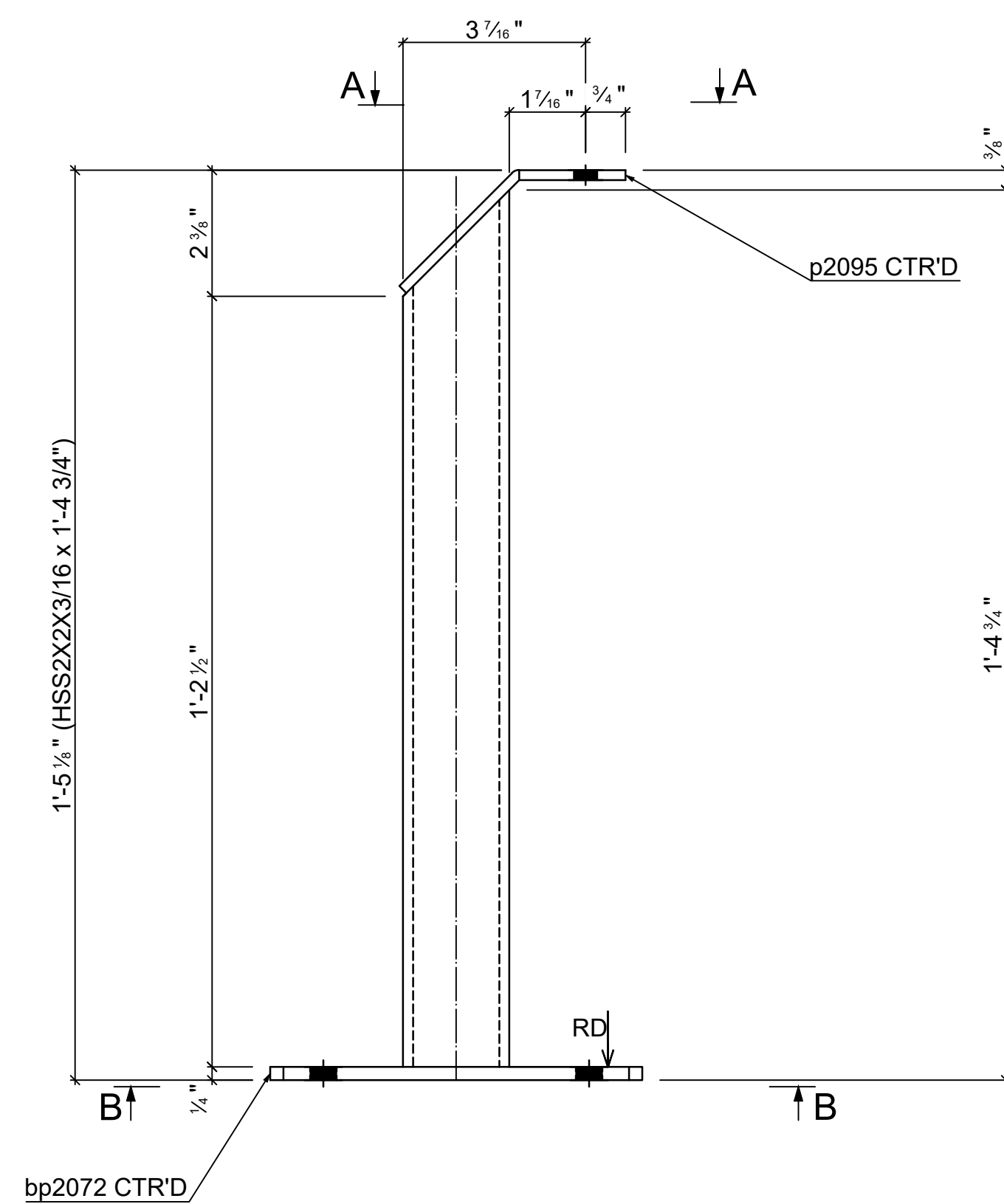
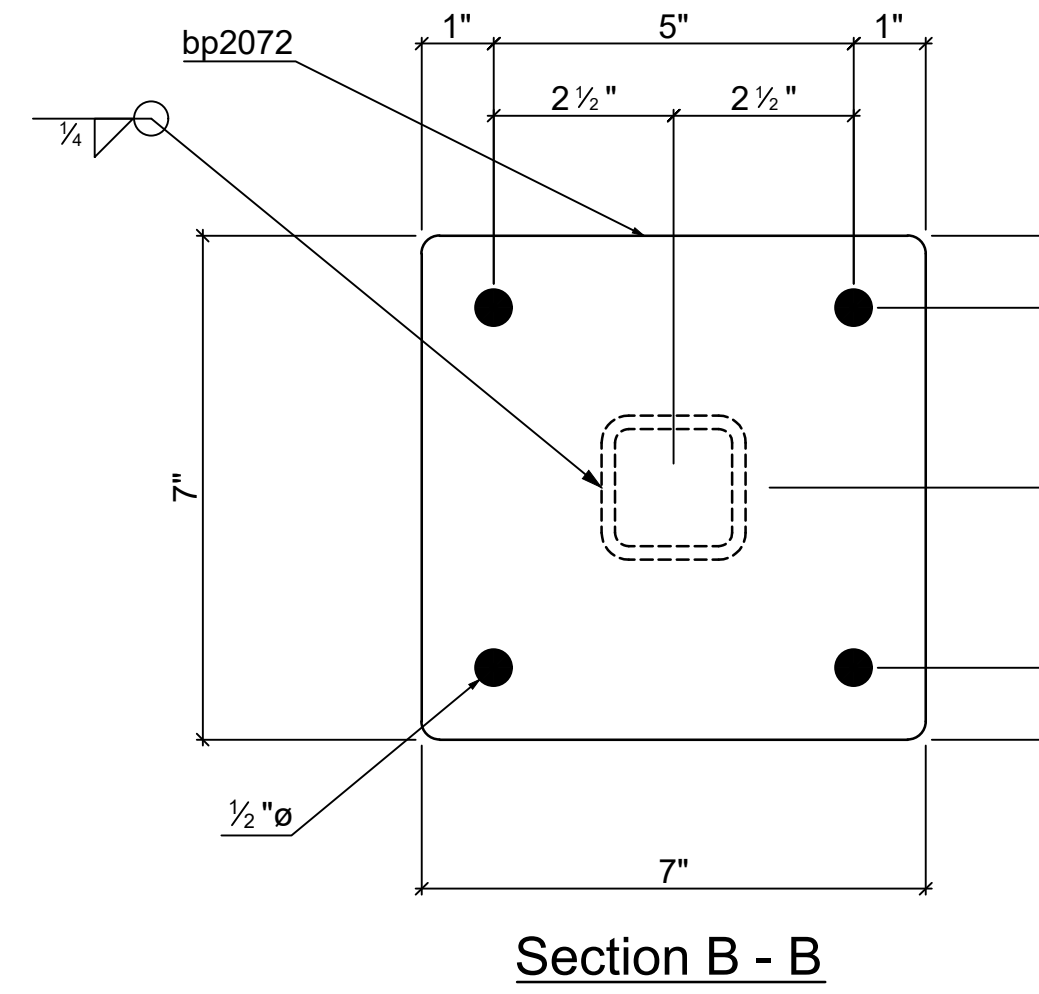
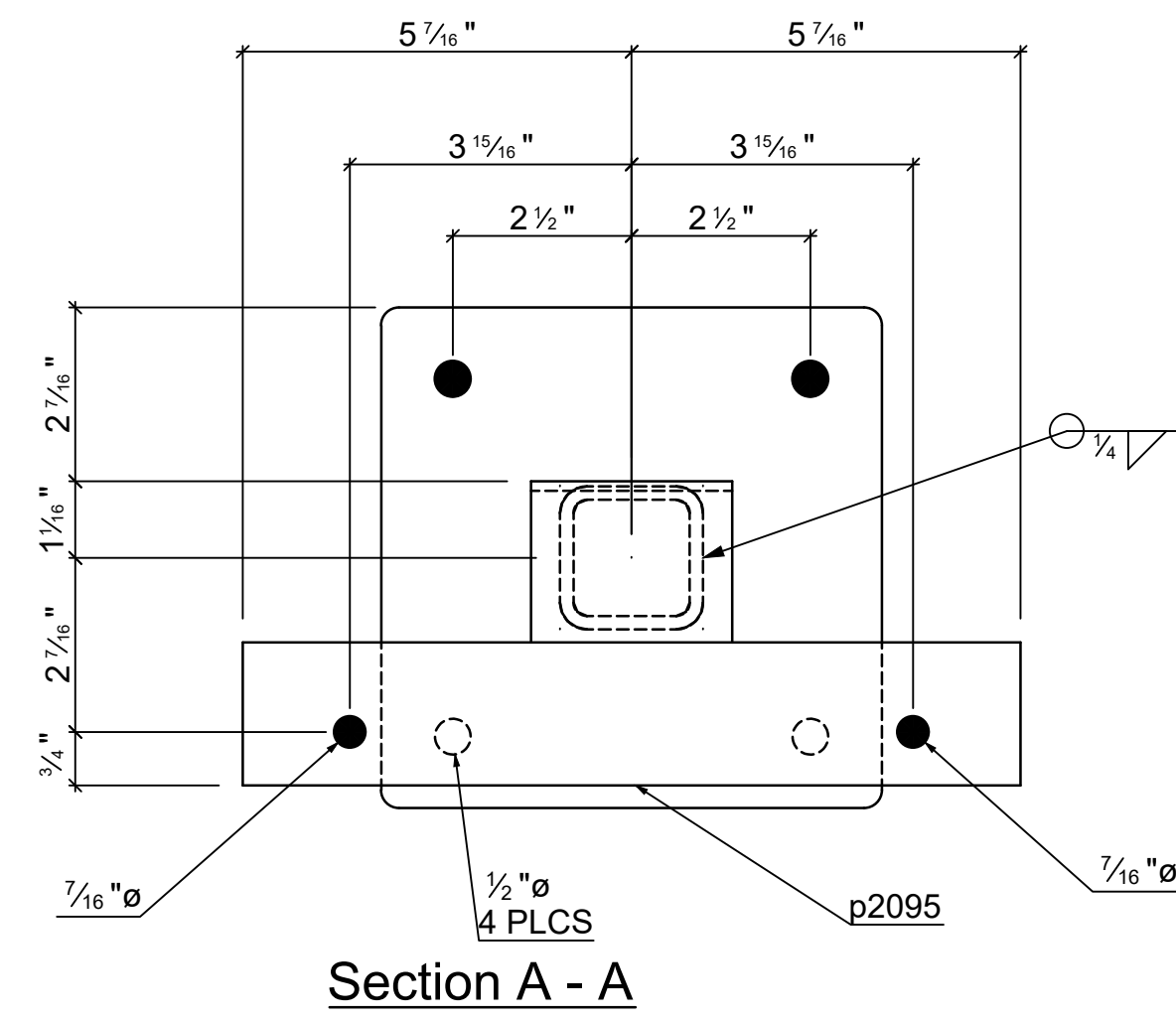
4 - **B217** HSS2X2X3/16  
 d=2" b=2" t= 3/16" w= 3/16" k=  
 Grid reference

REV.	Date	BY	Description
A	5/9/2023	MJW	FOR APPROVAL
B	5/15/2023	MJW	FOR APPROVAL - PER JP REVIEW
C	5/18/2023	MJW	FOR APPROVAL - PER JP CULLEN REVIEW

**<COMPANY NAME>**  
 <COMPANY ADDRESS>  
 <PHONE NUMBER>

STEEL SCOPE: <SCOPE>	
PROJ. / CLIENT: <CONTRACTOR>	
BUILDING: <BUILDING/SCOPE>	
LOCATION: <LOCATION>	
DATE: <DATE>	STATUS: Not Set
DRAWN BY: MJW	JOB NO:
CHECKED BY:	SHEET NO: <b>217</b>
	REV: <b>C</b>

Mark	Quantity	Description	Length	Grade	Part weight	Total weight
L1-CV-004-S3						
B218	2	HSS2X2X3/16	1'-4.3/4"	S304	6.15	12.29
bp2072	2	PL 1/4"x7"x0-7"	0-7"	S304	3.54	7.07
p2095	2	PL 3/16"x5"x0-10 7/8"	0'-10 7/8"	S304	2.29	4.58
	6				11.97	23.94
					<b>TOTAL:</b>	<b>23.94</b>



2 - **B218** HSS2X2X3/16

d=2" b=2" t=3/16" w=3/16" k=

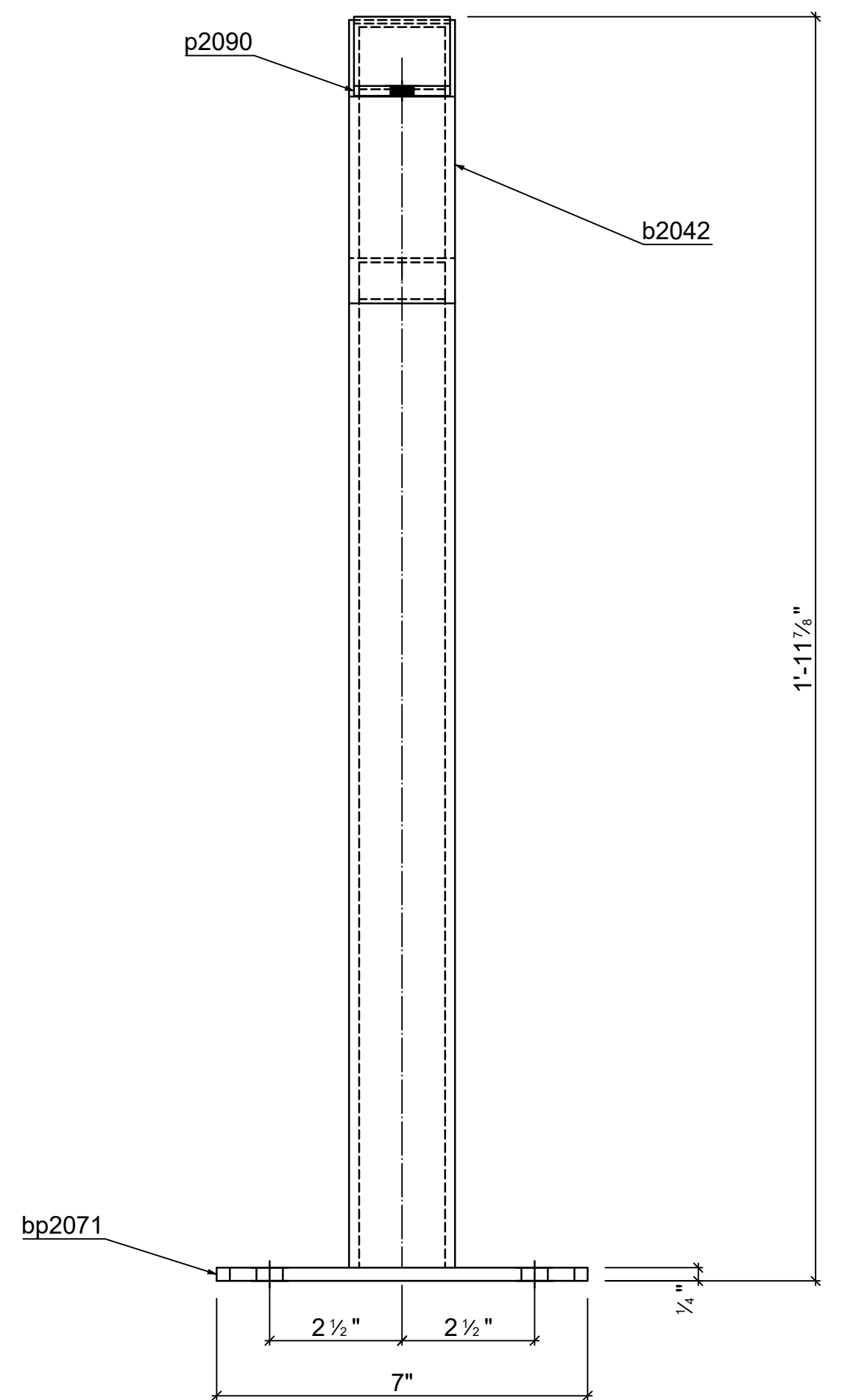
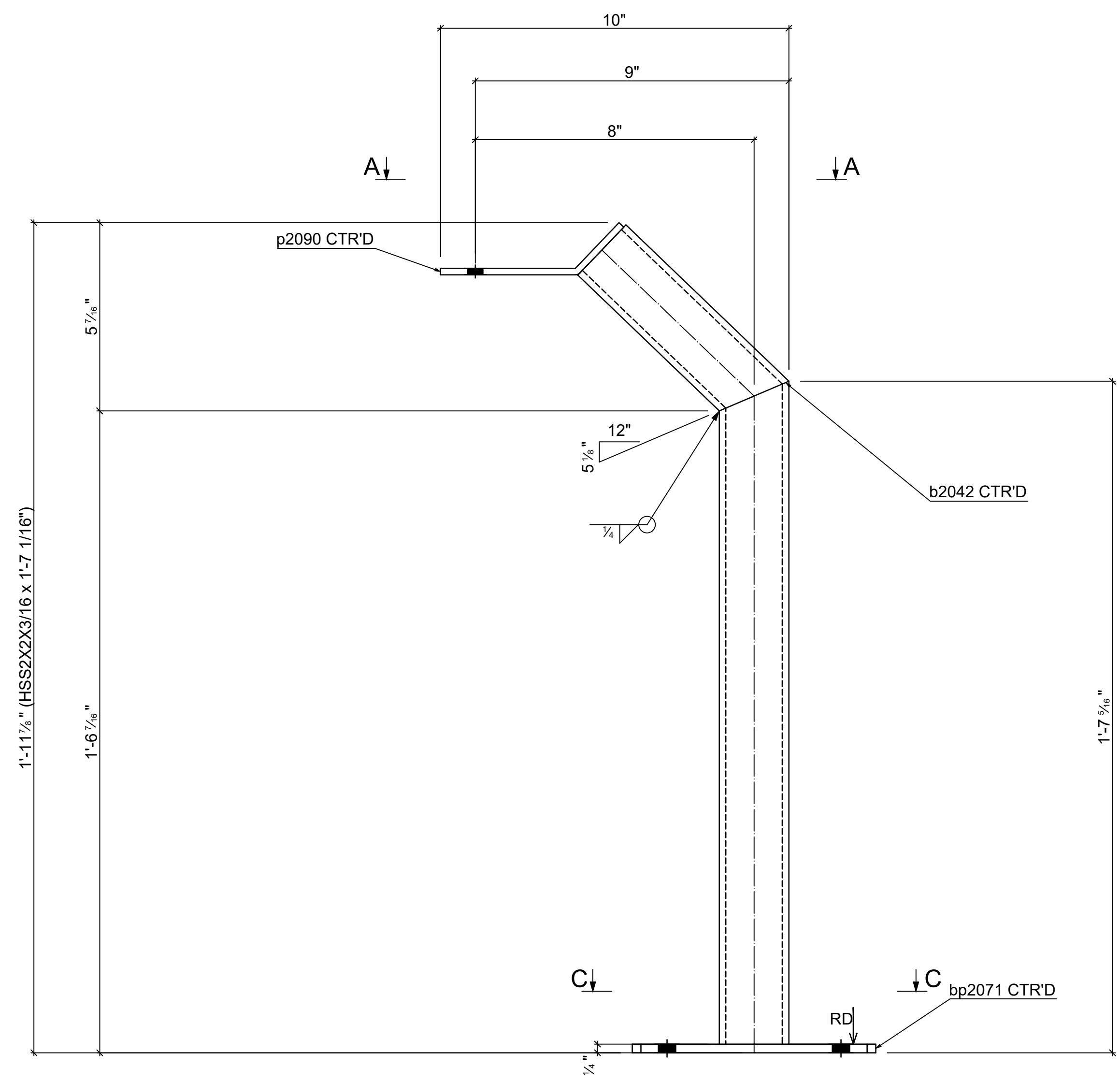
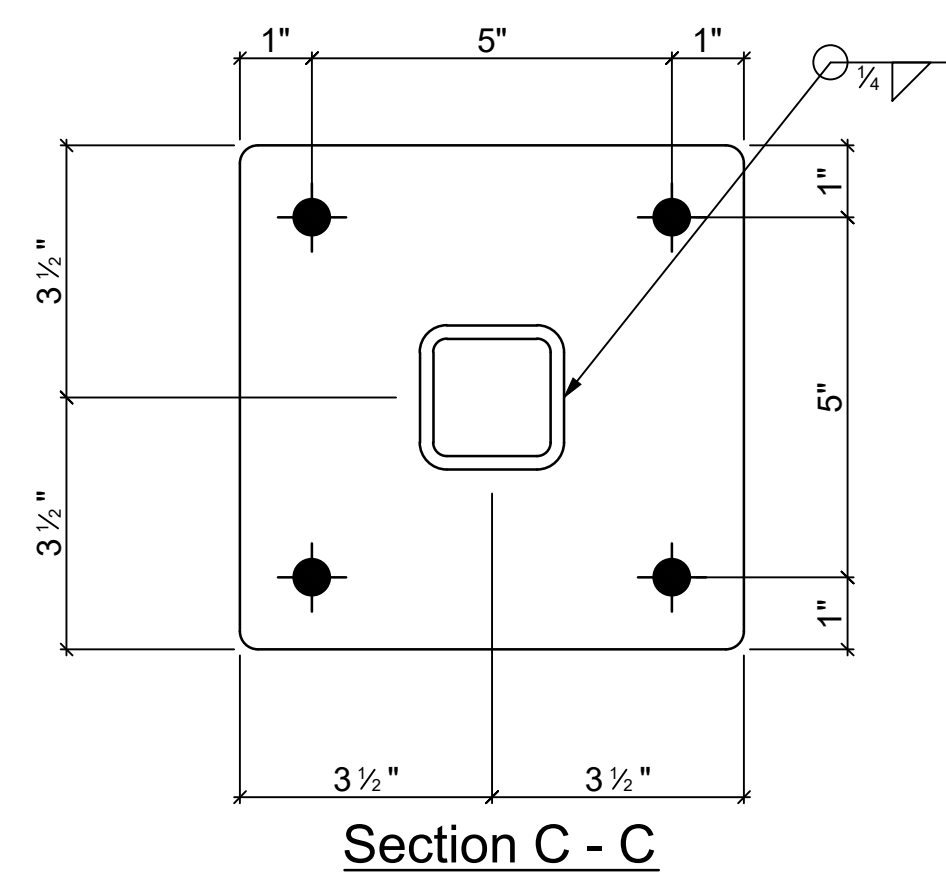
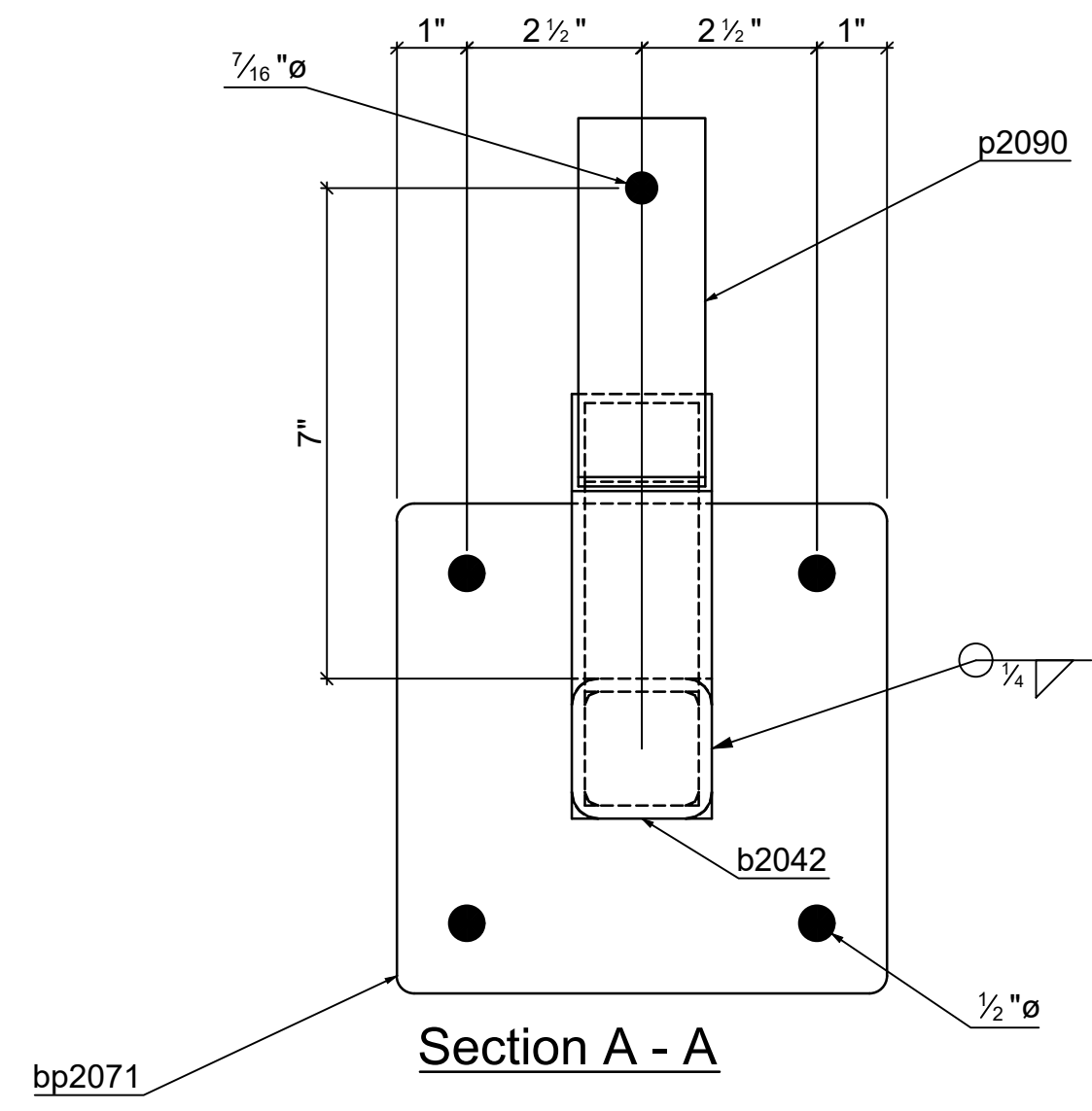
Grid reference

REV.	Date	BY	Description
A	5/9/2023	MJW	FOR APPROVAL
B	5/15/2023	MJW	FOR APPROVAL - PER JP REVIEW
C	5/18/2023	MJW	FOR APPROVAL - PER JP CULLEN REVIEW

<b>&lt;COMPANY NAME&gt;</b>			
<COMPANY ADDRESS>			
<PHONE NUMBER>			
STEEL SCOPE: <SCOPE>			
PROJ. / CLIENT: <CONTRACTOR>			
BUILDING: <BUILDING/SCOPE>			
LOCATION: <LOCATION>			
DATE: <DATE>			STATUS: Not Set
DRAWN BY: MJW		JOB NO:	SHEET NO: 218
CHECKED BY:			REV: C

Quantity	Description	Length
8	3/8" HILTI KB3 TZ	0'-5"
8	ACORN NUTS	

Mark	Quantity	Description	Length	Grade	Part weight	Total weight
L17-CV-002-003-S4						
B219	4	HSS2X2X3/16	1'-7 1/16"	S304	6.99	27.96
bp2071	4	PL 1/4"x7"x0-7"	0-7"	S304	3.54	14.14
b2042	4	HSS2X2X3/16	0'-8 1/2"	S304	2.38	9.52
p2090	4	PL 3/16"x1-13/16"x0-5 11/16"	0'-5 11/16"	S304	0.56	2.23
16					13.46	53.86
16					<b>TOTAL:</b>	<b>53.86</b>



4 - **B219** HSS2X2X3/16  
 d=2" b=2" t=3/16" w=3/16" k=  
 Grid reference

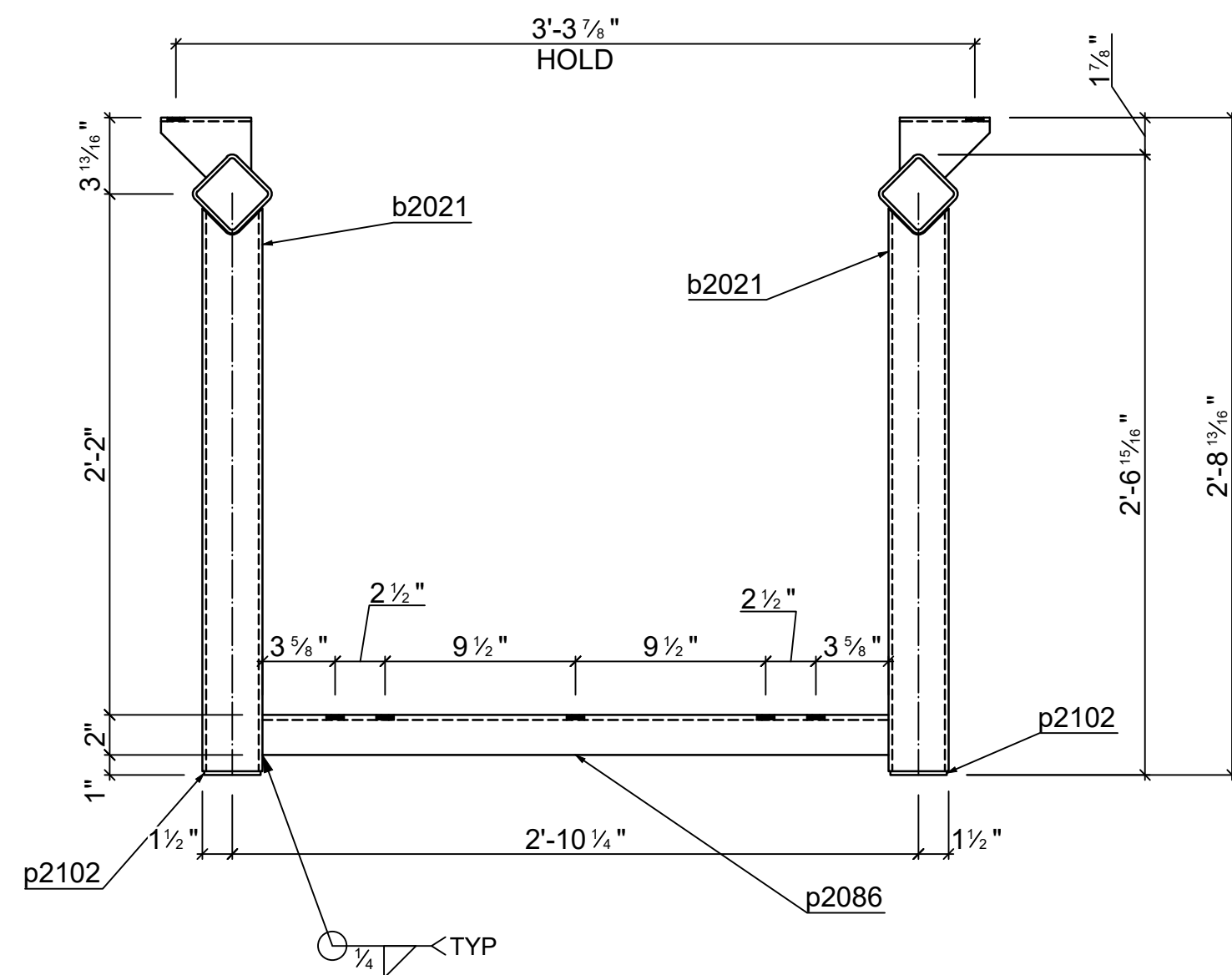
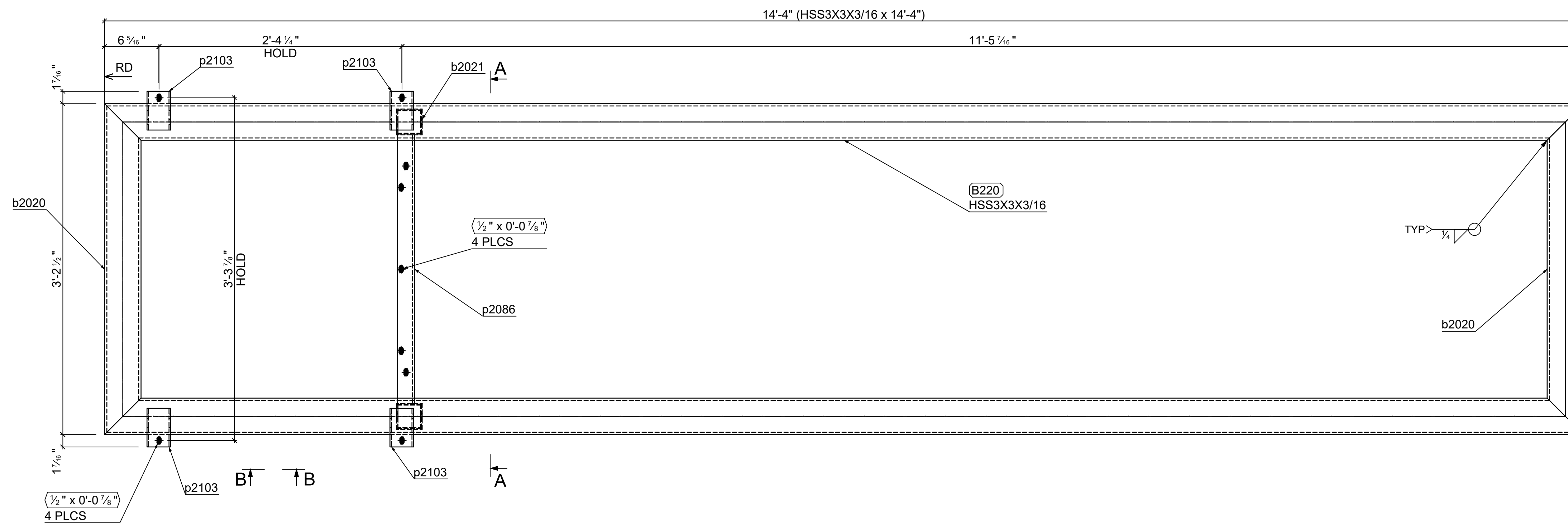
REV.	Date	BY	Description
A	5/9/2023	MJW	FOR APPROVAL
B	5/15/2023	MJW	FOR APPORVAL - PER JP REVIEW
C	5/18/2023	MJW	FOR APPROVAL - PER JP CULLEN REVIEW

**<COMPANY NAME>**  
 <COMPANY ADDRESS>  
 <PHONE NUMBER>

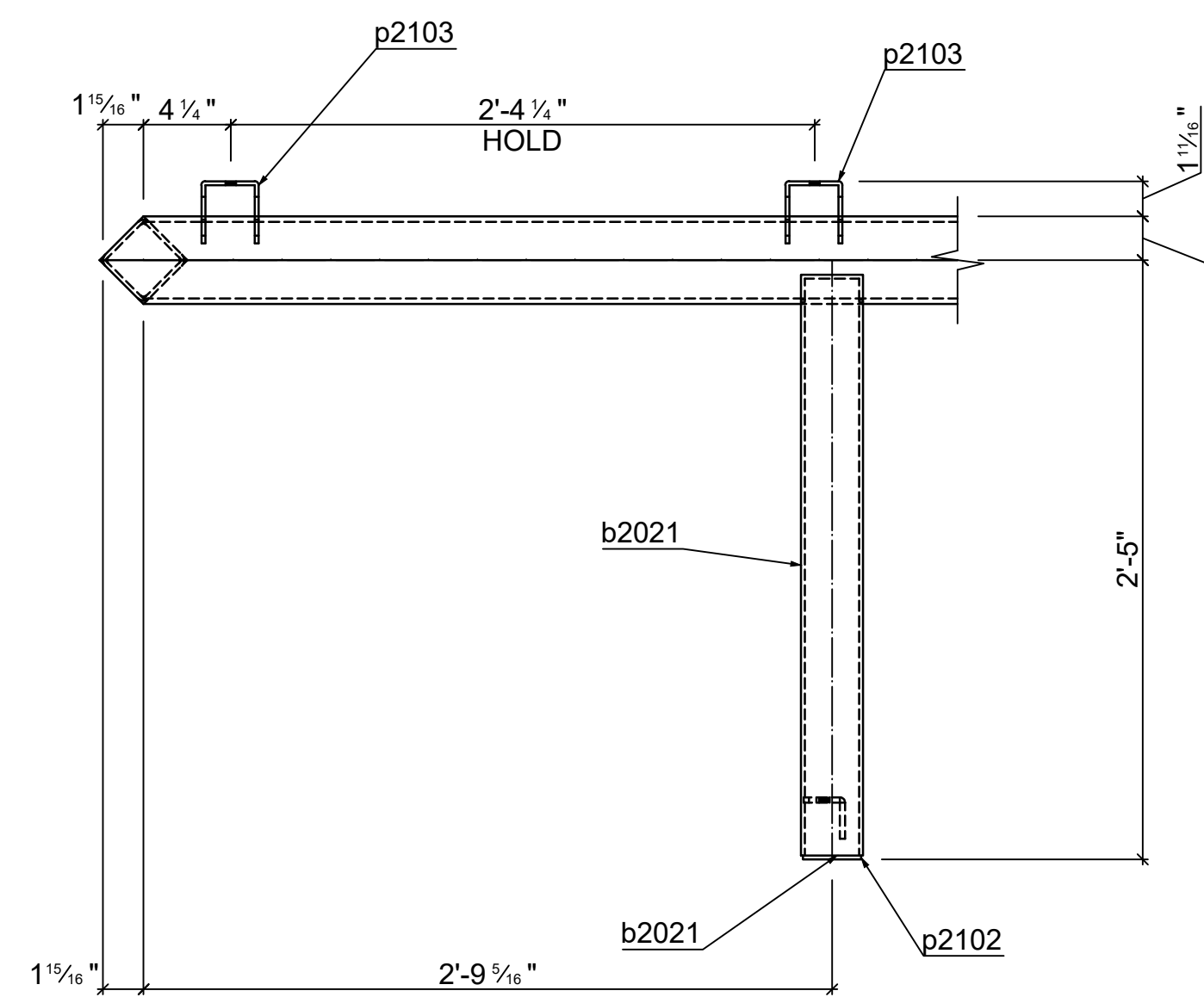
STEEL SCOPE: <SCOPE>			
PROJ. / CLIENT: <CONTRACTOR>			
BUILDING: <BUILDING/SCOPE>			
LOCATION: <LOCATION>			
DATE: <DATE>	STATUS: Not Set		
DRAWN BY: MJW	JOB NO:	SHEET NO: 219	REV: C
CHECKED BY:			

Quantity	Description	Length
16	3/8" HILTI KB3 TZ	0-5"
16	ACORN NUTS	

Mark	Quantity	Description	Length	Grade	Part weight	Total weight
B220	1	HSS3X3X3/16	14'-4"	SS04	100.35	200.69
B220	2	HSS3X3X3/16	3'-2 1/2"	SS04	22.46	44.92
b2020	2	HSS3X3X3/16	2'-4 1/8"	SS04	16.40	32.79
b2021	2	HSS3X3X3/16	2'-4 1/8"	SS04	16.40	32.79
p2086	1	PL 1/2"x0'-0 7/8"	4'-7 1/4"	SS04	7.90	7.90
p2103	4	PL 3/16"x4'-1 1/2"x3/8"	0'-8"	SS04	1.63	6.53
p2102	2	PL 3/16"x2'-13 1/8"x3/8"	0'-2 1/2"	SS04	0.42	0.84
	13				293.67	293.67



Section A - A



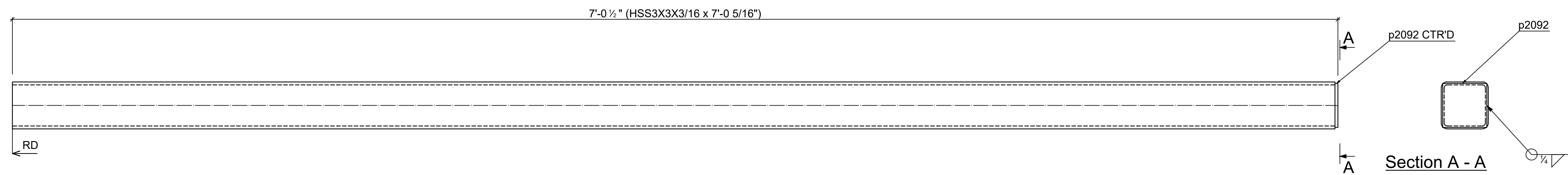
Section B - B

1 - **B220** HSS3X3X3/16  
 [d=3"] [b=3"] [t=3/16"] [w=3/16"] [k=]  
 Grid reference

REV.	Date	BY	Description
A	5/9/2023	MJW	FOR APPROVAL
B	5/15/2023	MJW	FOR APPORVAL - PER JP REVIEW
C	5/18/2023	MJW	FOR APPROVAL - PER JP CULLEN REVIEW

<b>&lt;COMPANY NAME&gt;</b>			
<COMPANY ADDRESS>			
<PHONE NUMBER>			
STEEL SCOPE: <SCOPE>			
PROJ. / CLIENT: <CONTRACTOR>			
BUILDING: <BUILDING/SCOPE>			
LOCATION: <LOCATION>			
DATE: <DATE>			STATUS: Not Set
DRAWN BY: MJW	JOB NO:	SHEET NO: 220	REV: C
CHECKED BY:			

Mark	Quantity	Description	Length	Grade	Part weight	Total weight
L17-CV-002-S2						
B221	1					
B221	1	HSS3X3X3/16	7'-0 5/16"	S304	49.19	49.19
p2092	1	PL 3/16"x2-13/16"x0'-2 13/16"	0'-2 13/16"	S304	0.43	0.43
	2				49.62	49.62
	2				<b>TOTAL:</b>	<b>49.62</b>

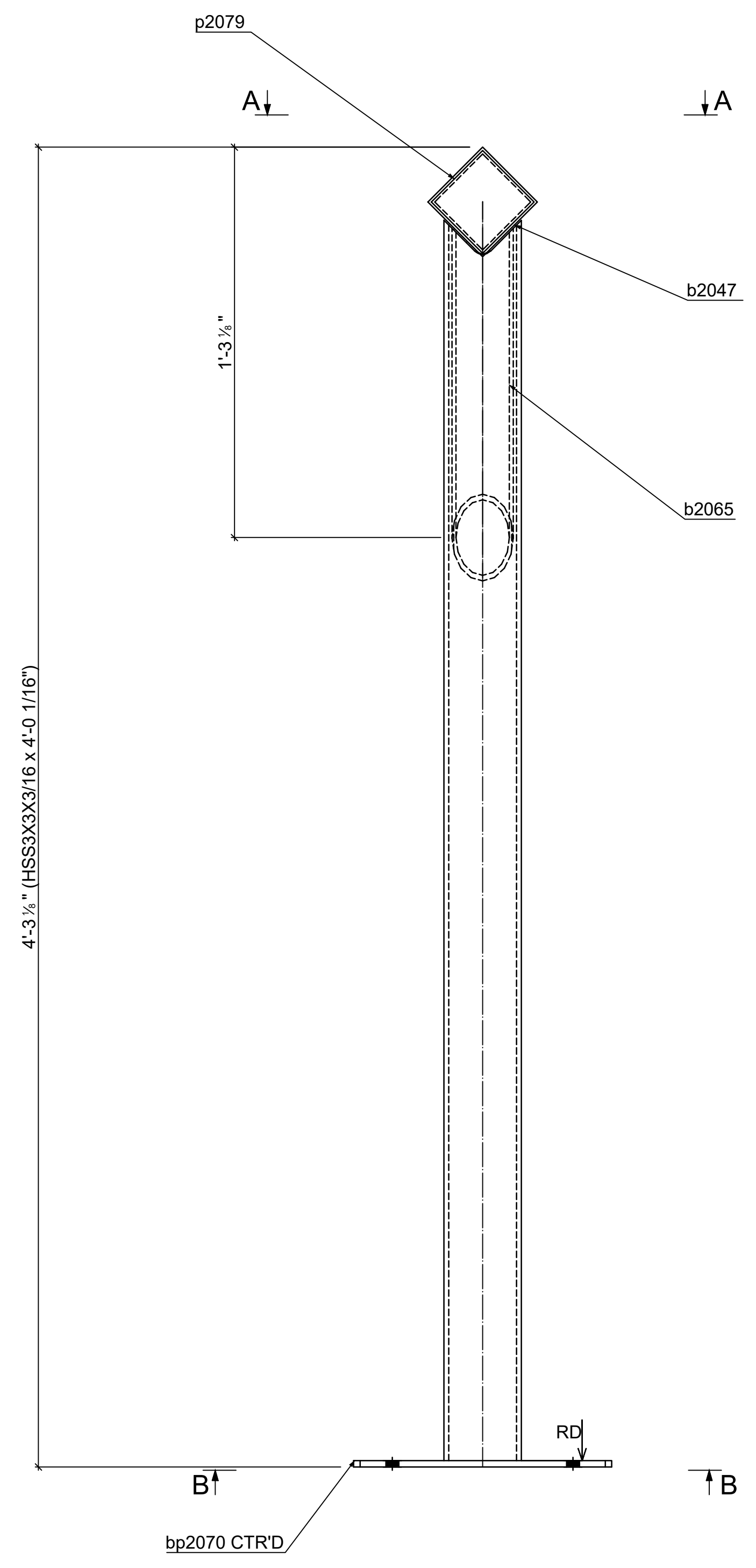
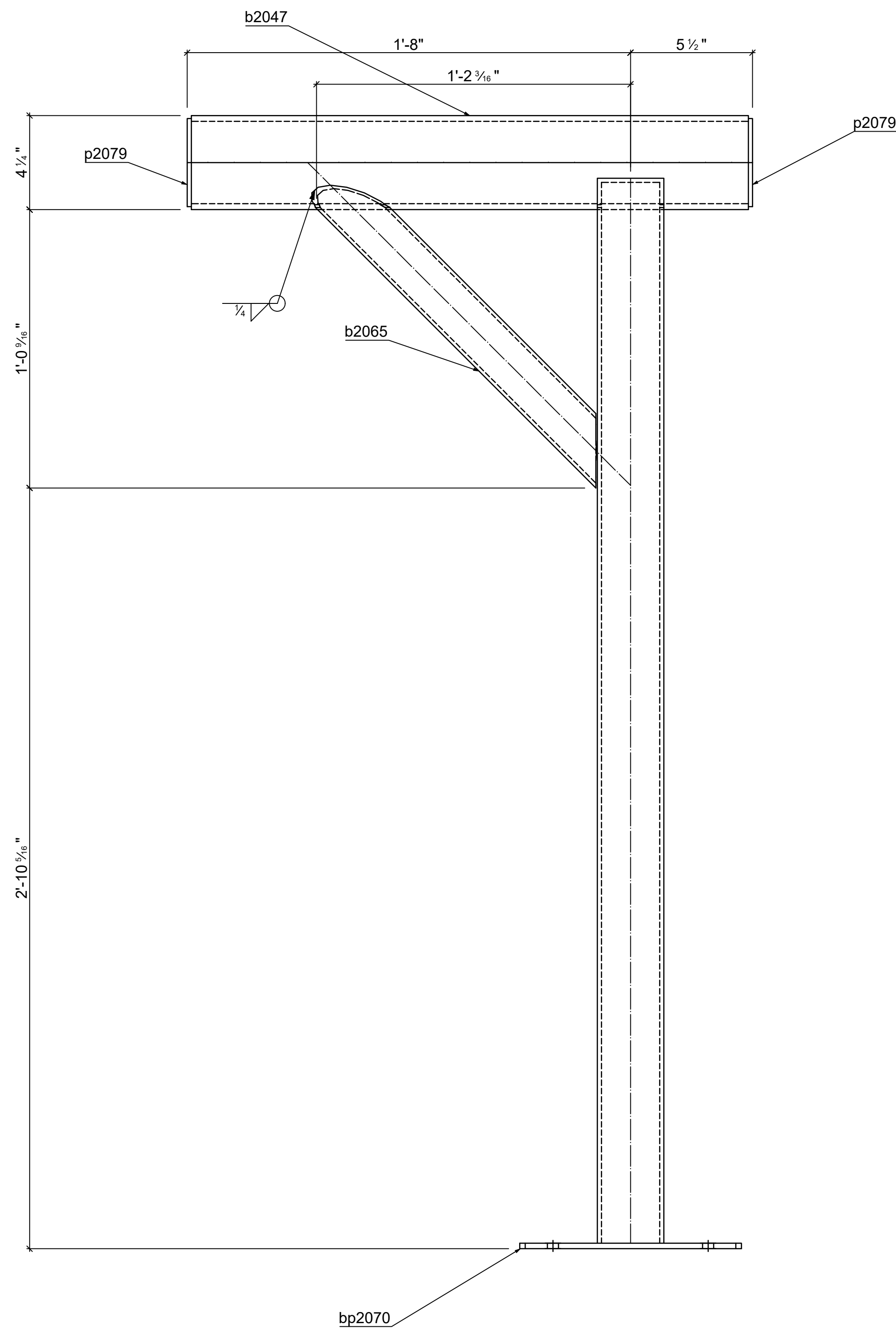


1 - **B221** HSS3X3X3/16  
 d=3" b=3" t=3/16" w=3/16" k=  
 Grid reference

REV.	Date	BY	Description
A	5/9/2023	MJW	FOR APPROVAL
B	5/15/2023	MJW	FOR APPORVAL - PER JP REVIEW
C	5/18/2023	MJW	FOR APPROVAL - PER JP CULLEN REVIEW

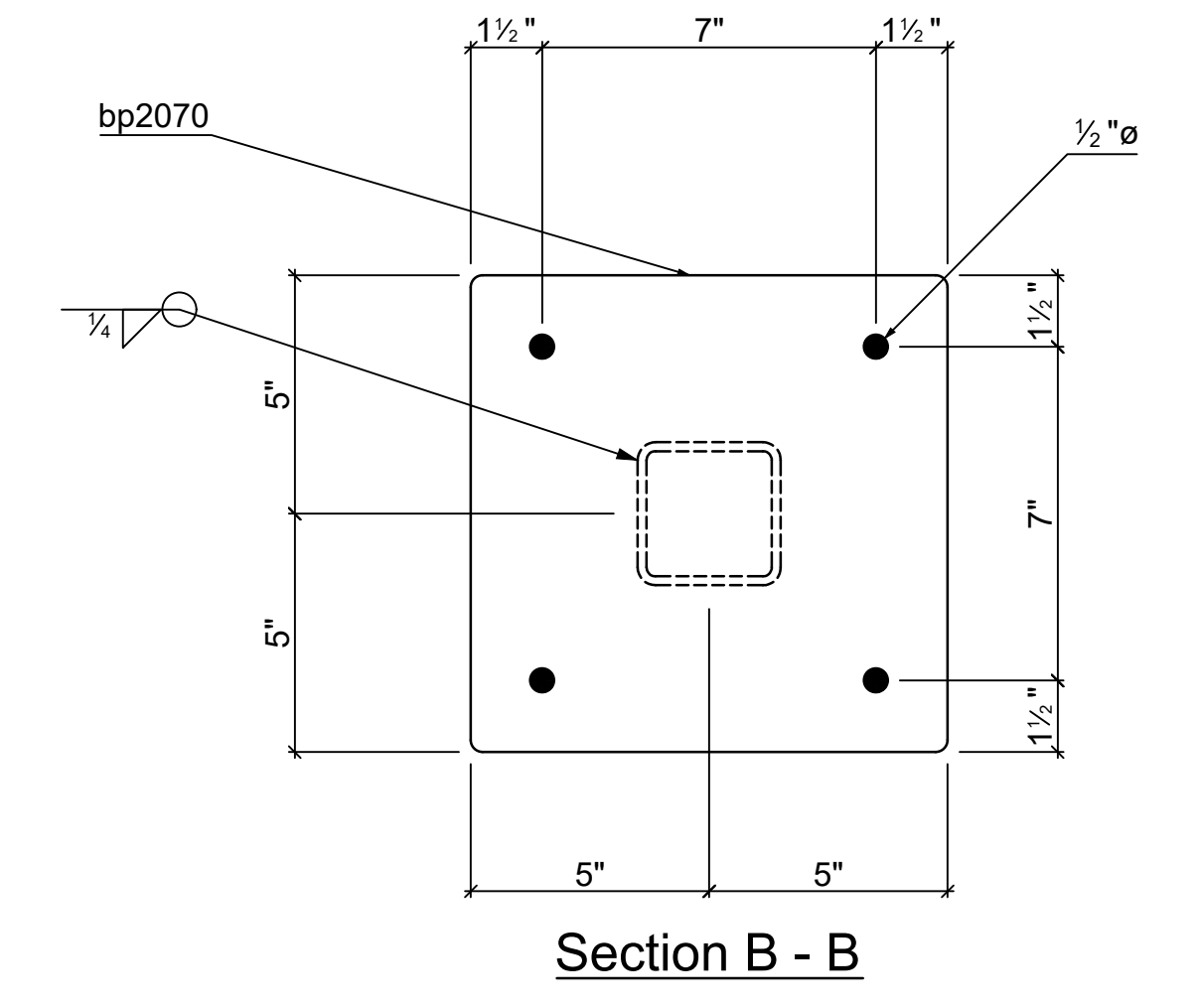
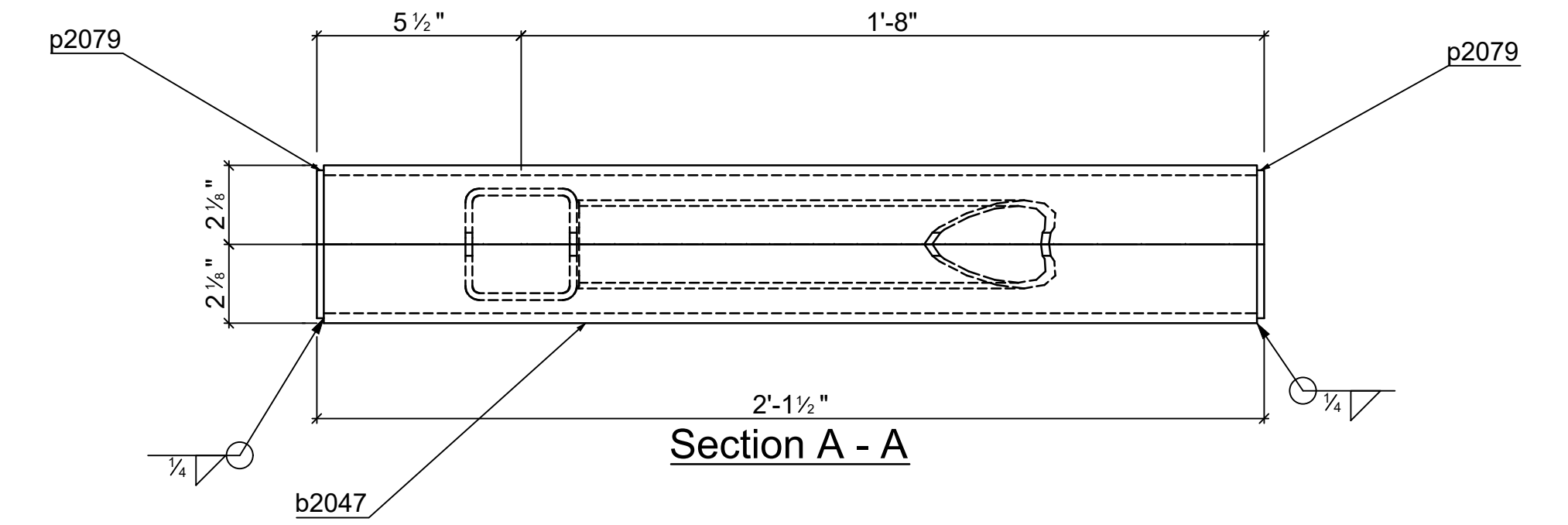
  

<b>&lt;COMPANY NAME&gt;</b>			
<COMPANY ADDRESS>			
<PHONE NUMBER>			
STEEL SCOPE: <SCOPE>			
PROJ. / CLIENT: <CONTRACTOR>			
BUILDING: <BUILDING/SCOPE>			
LOCATION: <LOCATION>			
DATE: <DATE>			STATUS: Not Set
DRAWN BY: MJW	JOB NO:	SHEET NO: 221	REV: C
CHECKED BY:			



1 - **B222** HSS3X3X3/16  
 d=3" b=3" t=3/16" w=3/16" k=  
 Grid reference

Mark	Quantity	Description	Length	Grade	Part weight	Total weight
L17-CV-002-S3						
B222	1					
B222	1	HSS3X3X3/16	4'-0 1/16"	S304	28.03	28.03
b2047	1	HSS3X3X3/16	2'-1 1/8"	S304	14.66	14.66
bp2070	1	PL 1/4"x10"x0'-10"	0'-10"	S304	7.22	7.22
b2065	1	Pipe2STD	1'-6 1/2"	S304	5.74	5.74
p2079	2	PL 3/16"x2-13/16"x0'-2 13/16"	0'-2 13/16"	S304	0.43	0.86
	6				56.50	56.50
	<b>6</b>				<b>TOTAL:</b>	<b>56.50</b>



REV.	Date	BY	Description
A	5/9/2023	MJW	FOR APPROVAL
B	5/15/2023	MJW	FOR APPORVAL - PER JP REVIEW
C	5/18/2023	MJW	FOR APPROVAL - PER JP CULLEN REVIEW

**<COMPANY NAME>**  
 <COMPANY ADDRESS>  
 <PHONE NUMBER>

STEEL SCOPE: <SCOPE>  
 PROJ. / CLIENT: <CONTRACTOR>  
 BUILDING: <BUILDING/SCOPE>  
 LOCATION: <LOCATION>

DATE: <DATE> STATUS: Not Set

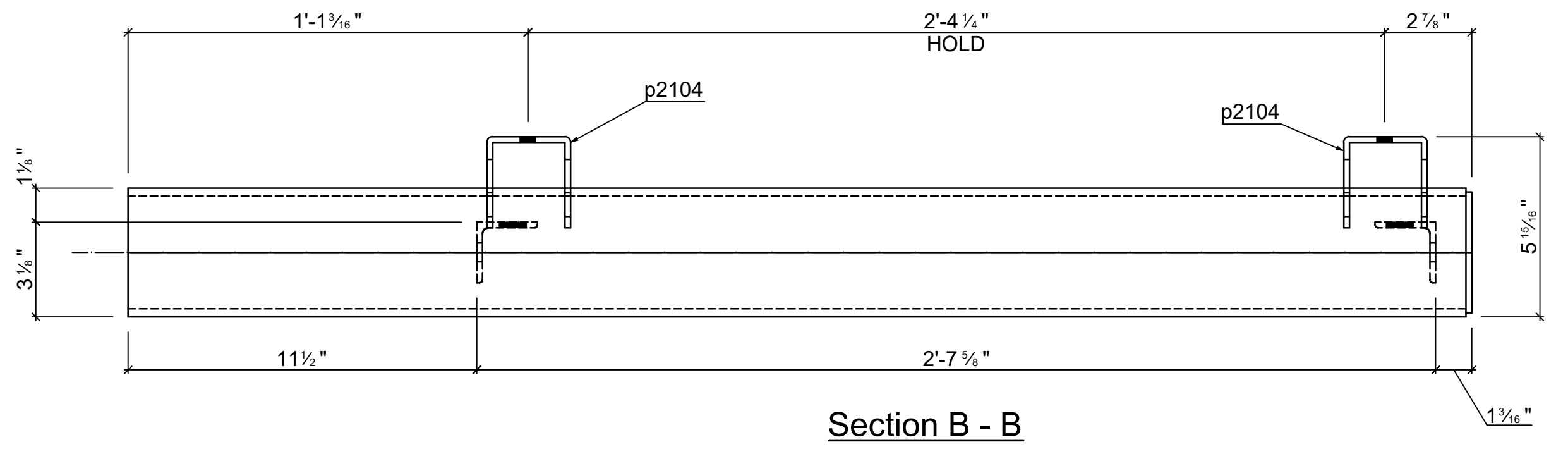
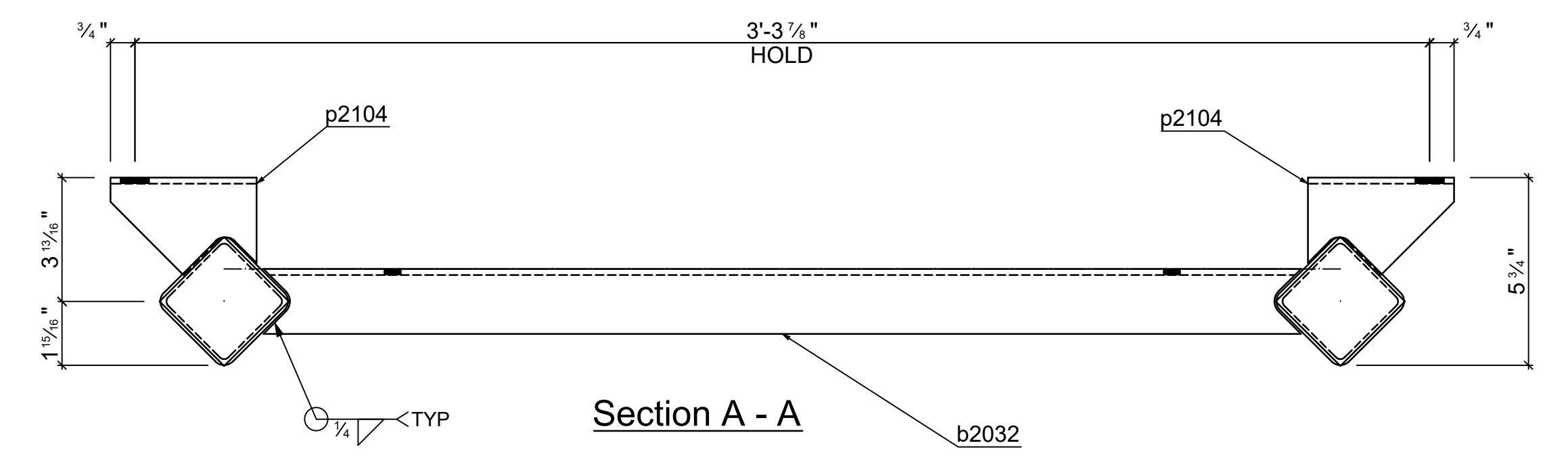
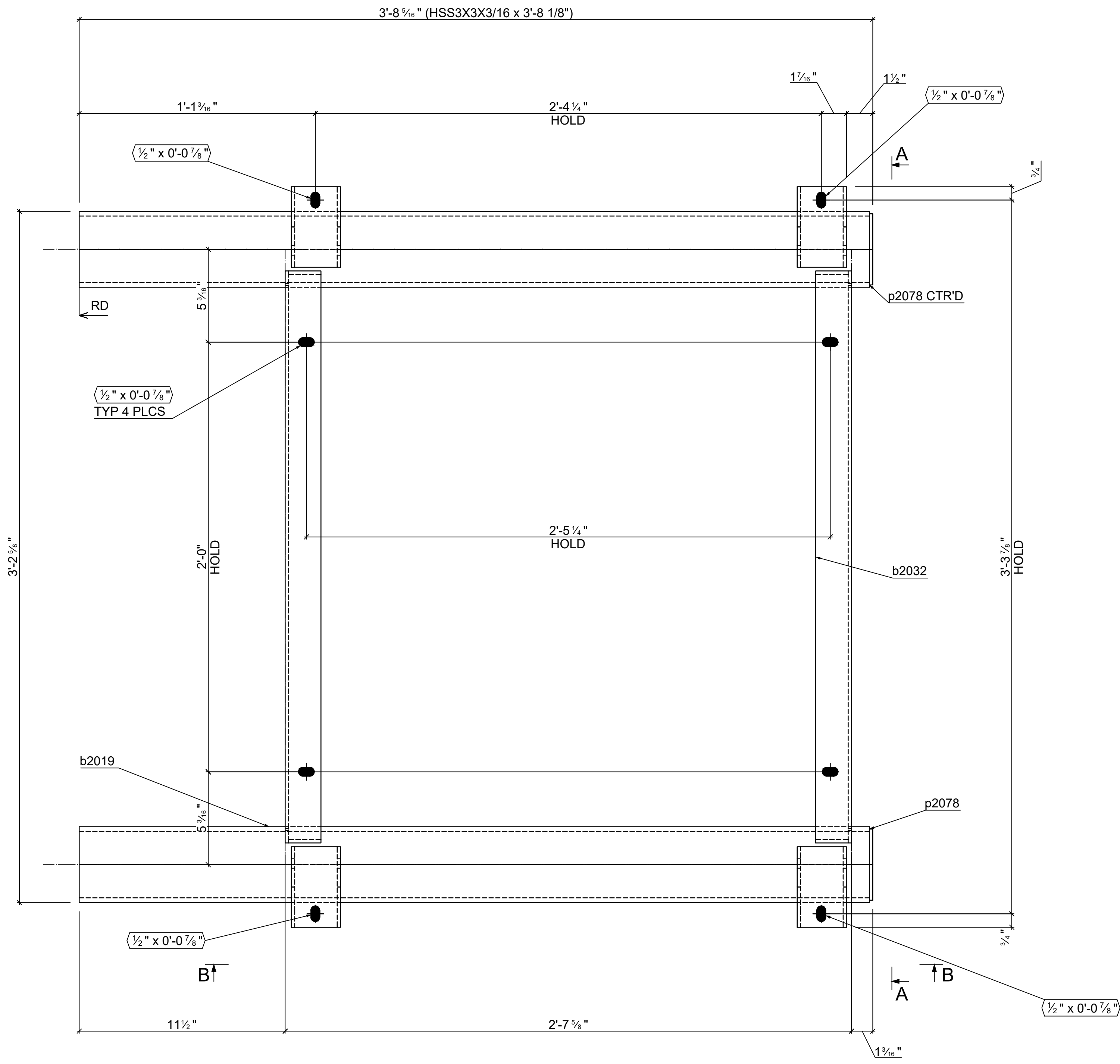
DRAWN BY: MJW JOB NO: SHEET NO: 222 REV: C

CHECKED BY:

Quantity	Description	Length
4	3/8"Ø HILTI KB3 TZ	0'-5"
4	ACORN NUTS	



Mark	Quantity	Description	Length	Grade	Part weight	Total weight
LV17-CV-001-S1						
B223	1					
B223	2	HSS3X3X3/16	3'-8 1/8"	S304	25.74	51.49
b2032	2	L2X2X3/16	2'-7 15/16"	S304	6.62	13.24
p2104	4	PL 3/16"x4-1/2"x0'-8"	0'-8"	S304	1.63	6.53
p2078	2	PL 3/16"x2-13/16"x0'-2 13/16"	0'-2 13/16"	S304	0.43	0.86
	10				72.11	72.11
					<b>TOTAL:</b>	<b>72.11</b>




1 - **B223** HSS3X3X3/16  
 d=3" b=3" t=3/16" w=3/16" k=  
 Grid reference

REV.	Date	BY	Description
A	5/9/2023	MJW	FOR APPROVAL
B	5/15/2023	MJW	FOR APPORVAL - PER JP REVIEW
C	5/18/2023	MJW	FOR APPROVAL - PER JP CULLEN REVIEW

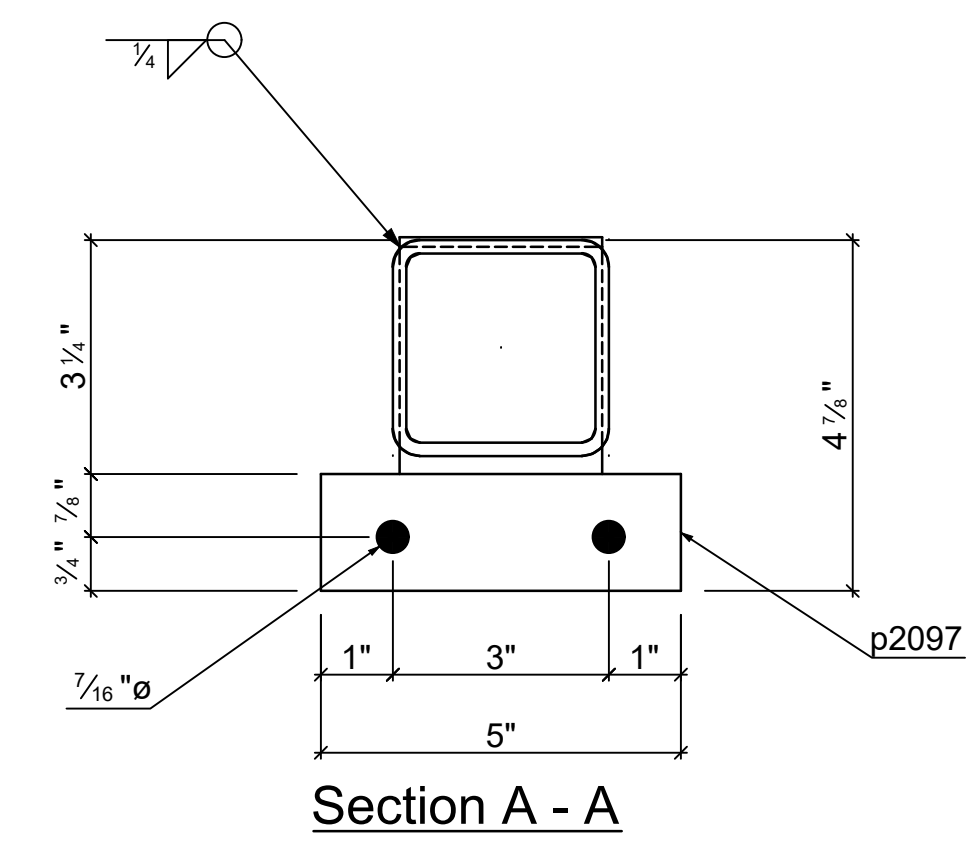

**<COMPANY NAME>**  
 <COMPANY ADDRESS>  
 <PHONE NUMBER>

STEEL SCOPE: <SCOPE>	
PROJ. / CLIENT: <CONTRACTOR>	
BUILDING: <BUILDING/SCOPE>	
LOCATION: <LOCATION>	
DATE: <DATE>	STATUS: Not Set
DRAWN BY: MJW	JOB NO:
CHECKED BY:	SHEET NO: <b>223</b>
	REV: <b>C</b>

Mark	Quantity	Description	Length	Grade	Part weight	Total weight
L17-CV-001-S2						
B224	1					
B224	1	HSS3X3X3/16	3'-7 7/16"	S304	25.34	25.34
p2097	1	PL 3/16"x5"x0'-6 1/16"	0'-6 1/16"	S304	1.38	1.38
	2				26.73	26.73
	<b>2</b>				<b>TOTAL:</b>	<b>26.73</b>



1 - **B224** HSS3X3X3/16  
 Grid reference  
 d=3" b=3" t=3/16" w=3/16" k=

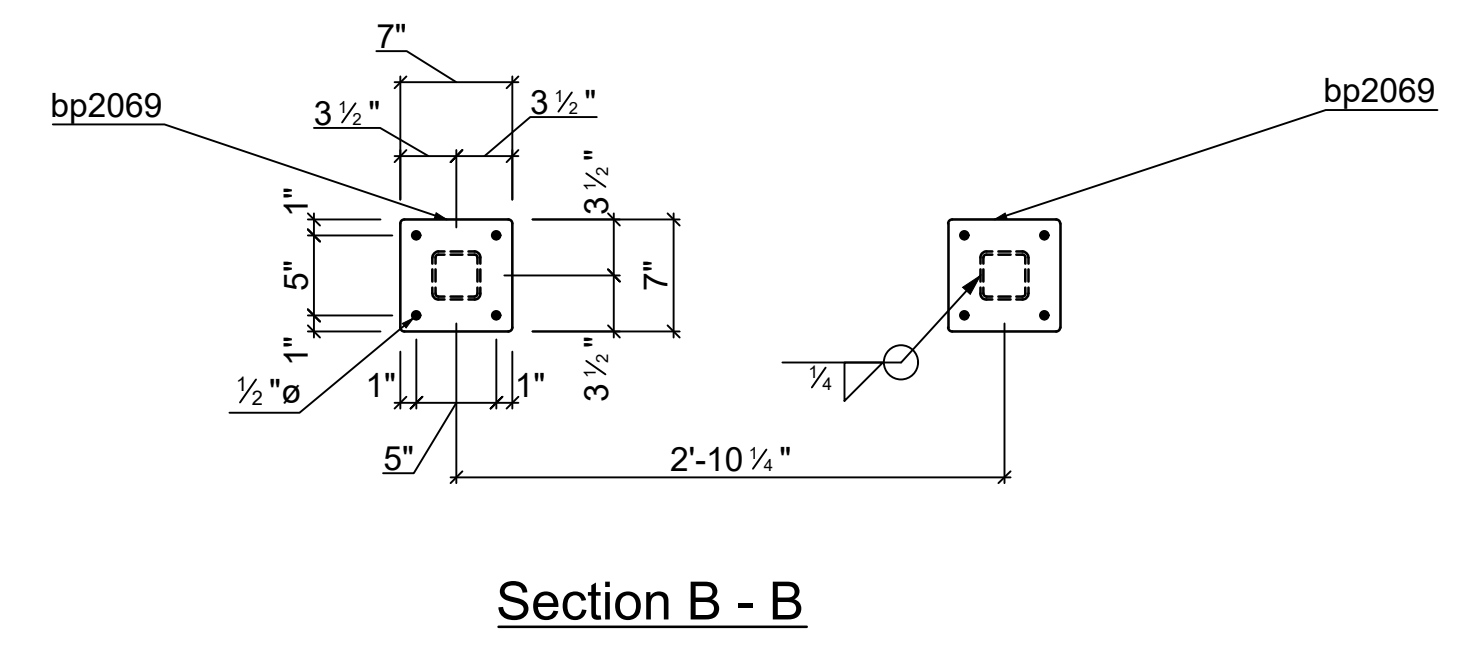
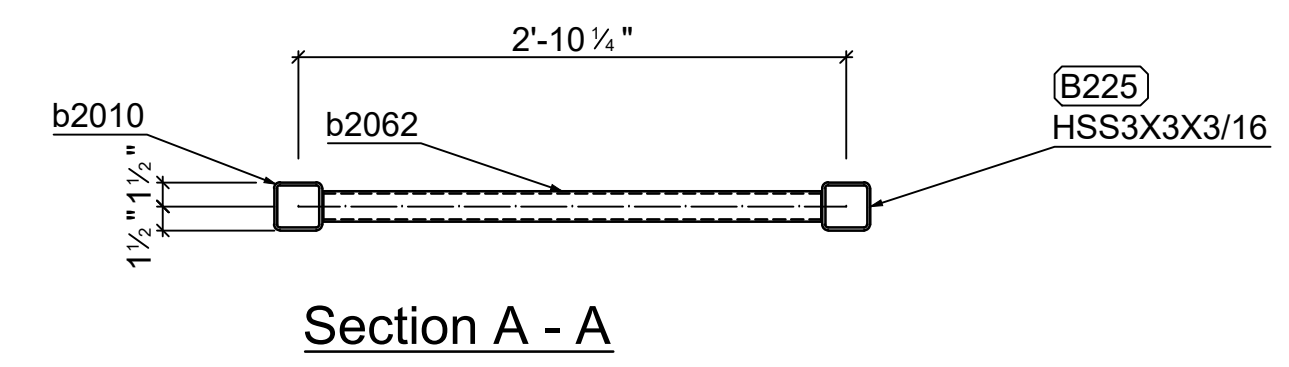
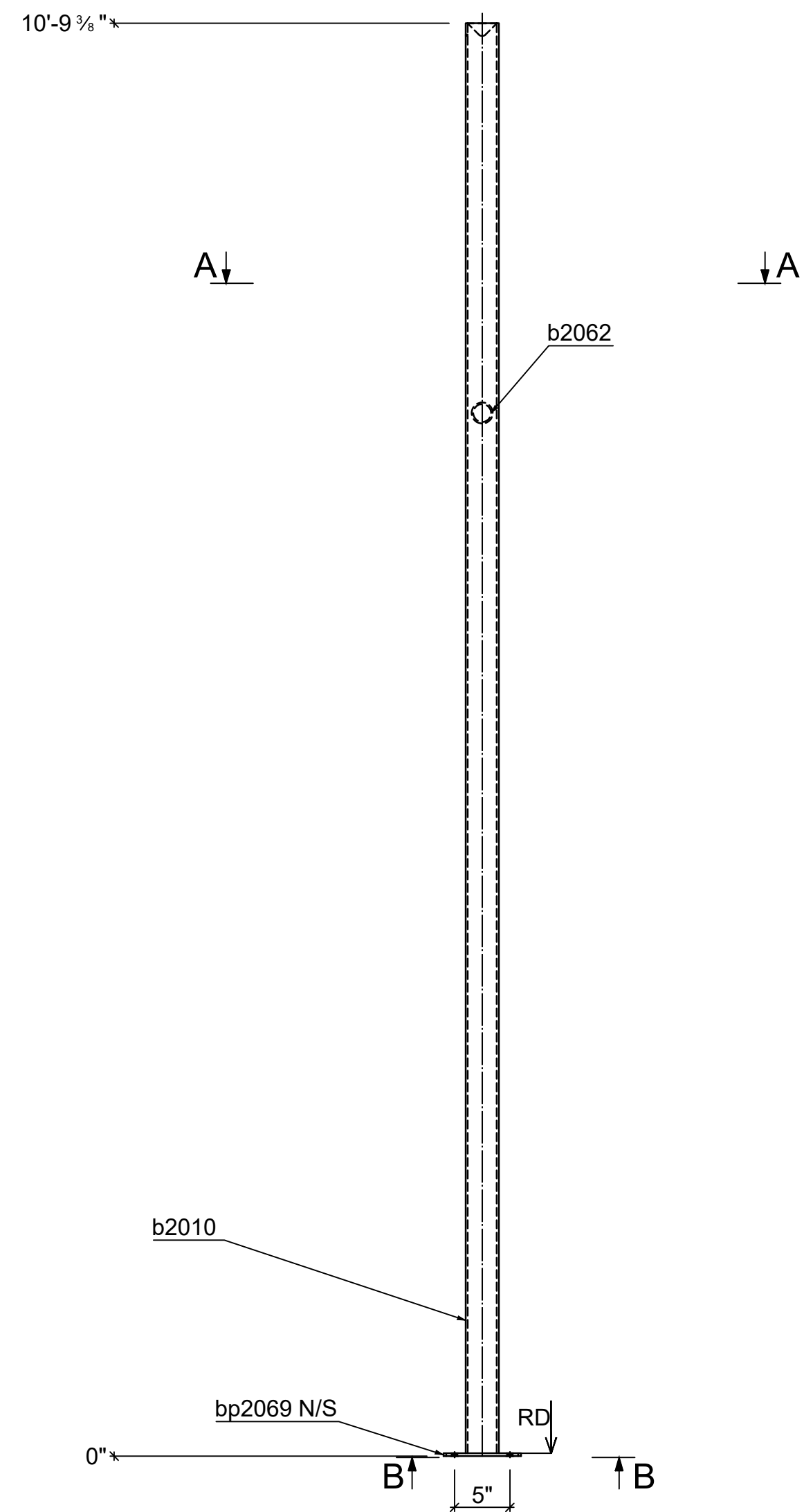
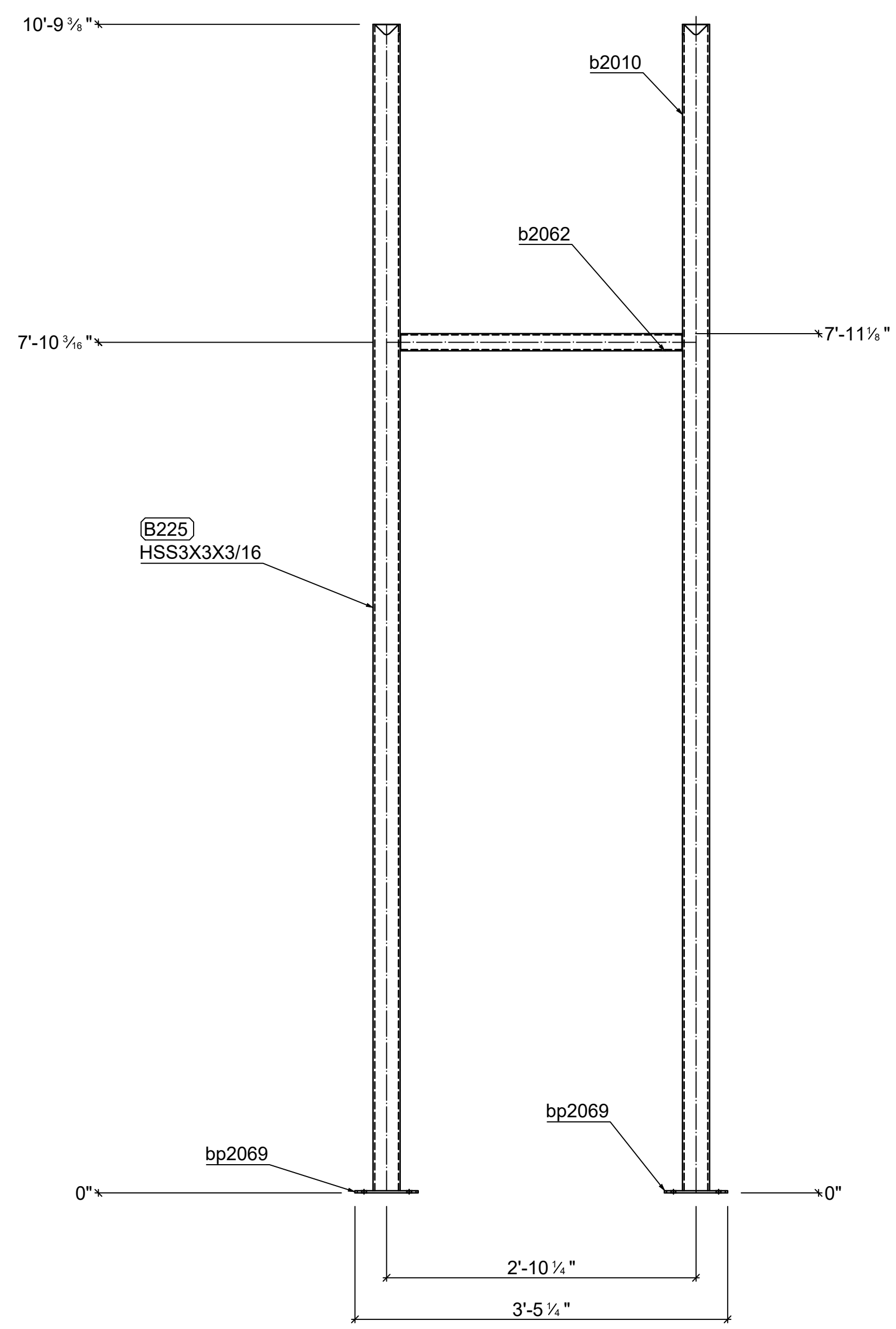


REV.	Date	BY	Description
A	5/9/2023	MJW	FOR APPROVAL
B	5/15/2023	MJW	FOR APPORVAL - PER JP REVIEW
C	5/18/2023	MJW	FOR APPROVAL - PER JP CULLEN REVIEW

**<COMPANY NAME>**  
 <COMPANY ADDRESS>  
 <PHONE NUMBER>

STEEL SCOPE: <SCOPE>	
PROJ. / CLIENT: <CONTRACTOR>	
BUILDING: <BUILDING/SCOPE>	
LOCATION: <LOCATION>	
DATE: <DATE>	STATUS: Not Set
DRAWN BY: MJW	JOB NO:
CHECKED BY:	SHEET NO: 224
	REV: C

Mark	Quantity	Description	Length	Grade	Part weight	Total weight
L17-CV-003-S1						
B225	1					
B225	2	HSS3X3X3/16	10'-9 1/8"	S304	75.34	150.67
b2062	1	Pipe 1-1/2 STD	2'-7 1/8"	S304	7.19	7.19
bp2069	2	PL 1/4"x7"x0'-7"	0'-7"	S304	3.54	7.07
	5				164.94	164.94
	<b>5</b>				<b>TOTAL:</b>	<b>164.94</b>



1 - **B225** HSS3X3X3/16  
 Grid reference  
 d=3" b=3" t=3/16" w=3/16" k=

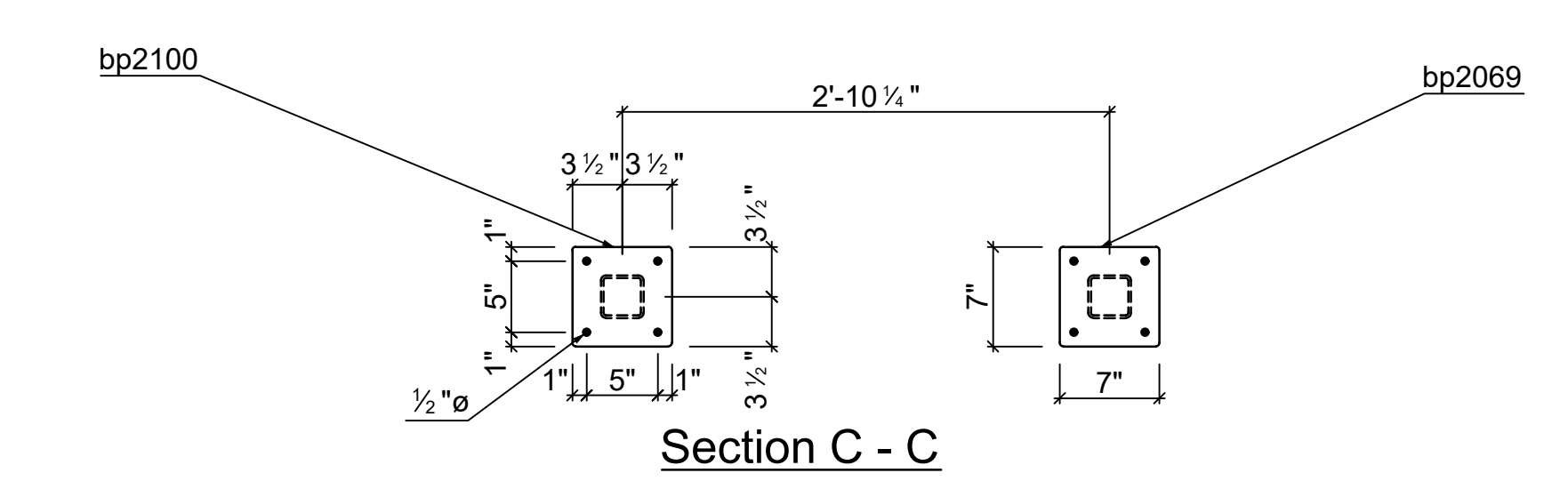
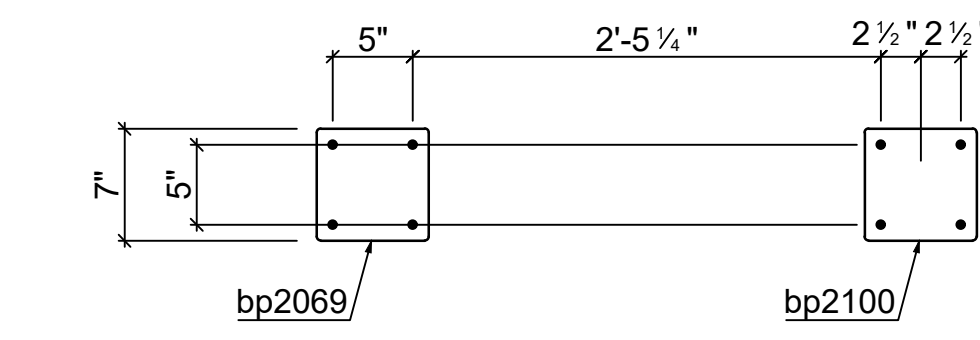
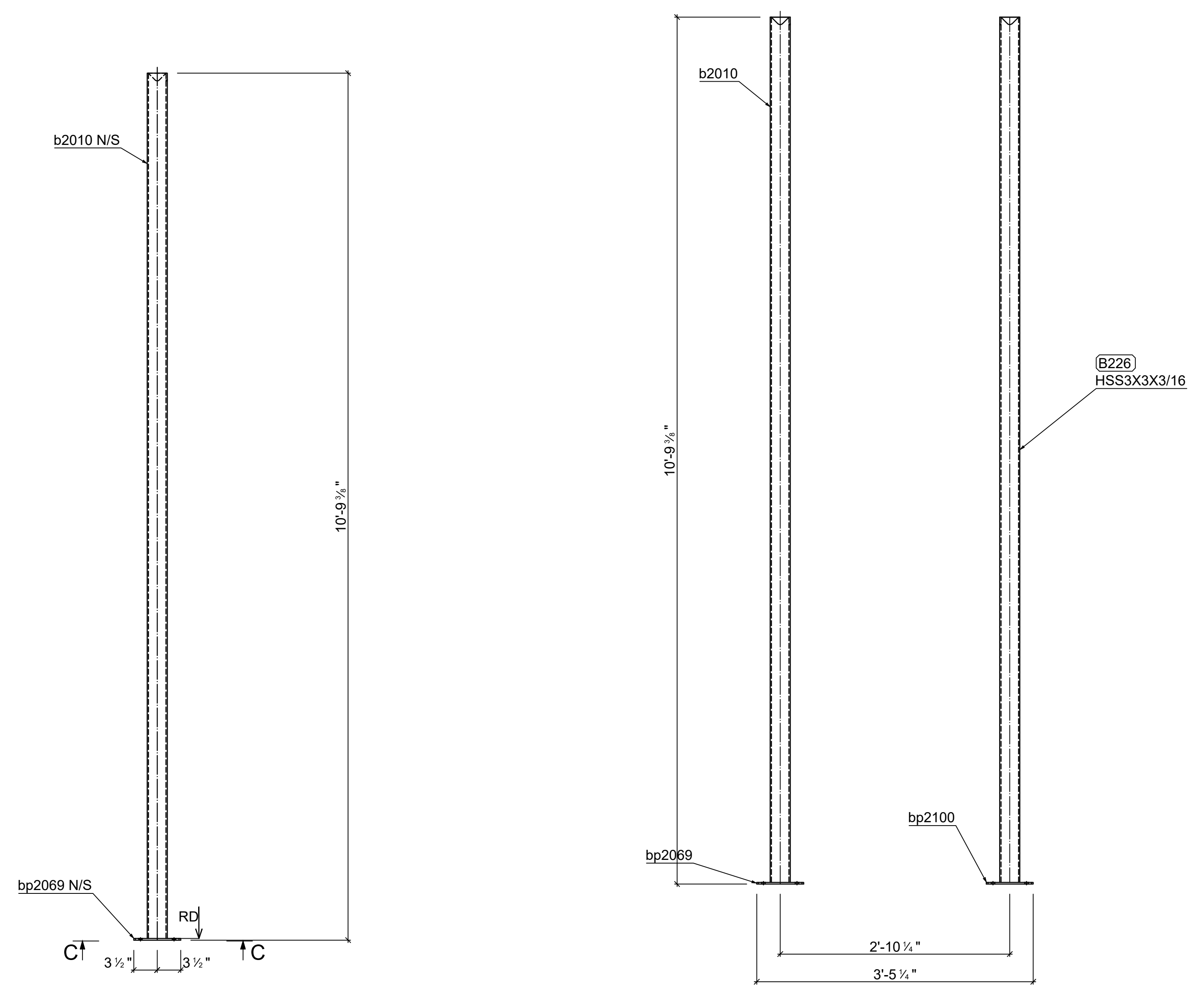
Quantity	Description	Length
8	3/8" HILTI KB3 TZ	0'-5"
8	ACORN NUTS	

REV.	Date	BY	Description
A	5/9/2023	MJW	FOR APPROVAL
B	5/15/2023	MJW	FOR APPORVAL - PER JP REVIEW
C	5/18/2023	MJW	FOR APPROVAL - PER JP CULLEN REVIEW

**<COMPANY NAME>**  
 <COMPANY ADDRESS>  
 <PHONE NUMBER>

STEEL SCOPE: <SCOPE>			
PROJ. / CLIENT: <CONTRACTOR>			
BUILDING: <BUILDING/SCOPE>			
LOCATION: <LOCATION>			
DATE: <DATE>	STATUS: Not Set		
DRAWN BY: MJW	JOB NO:	SHEET NO: 225	REV: C
CHECKED BY:			

Mark	Quantity	Description	Length	Grade	Part weight	Total weight
L1-CV-003-S1						
B226	1	HSS3X3X3/16	10'-9 1/8"	S304	75.34	75.34
b2010	1	HSS3X3X3/16	10'-9 1/8"	S304	75.34	75.34
bp2069	1	PL 1/4"x7"x0-7"	0-7"	S304	3.54	3.54
bp2100	1	PL 1/4"x7"x0-7"	0-7"	S304	3.54	3.54
	4				157.74	157.74
	4				<b>TOTAL:</b>	<b>157.74</b>



1 - **B226** HSS3X3X3/16  
**d=3"** **b=3"** **t= 3/16"** **w= 3/16"** **k=**  
 Grid reference

REV.	Date	BY	Description
A	5/9/2023	MJW	FOR APPROVAL
B	5/15/2023	MJW	FOR APPORVAL - PER JP REVIEW
C	5/18/2023	MJW	FOR APPROVAL - PER JP CULLEN REVIEW

**<COMPANY NAME>**

<COMPANY ADDRESS>  
<PHONE NUMBER>

STEEL SCOPE: <SCOPE>

PROJ. / CLIENT: <CONTRACTOR>

BUILDING: <BUILDING/SCOPE>

LOCATION: <LOCATION>

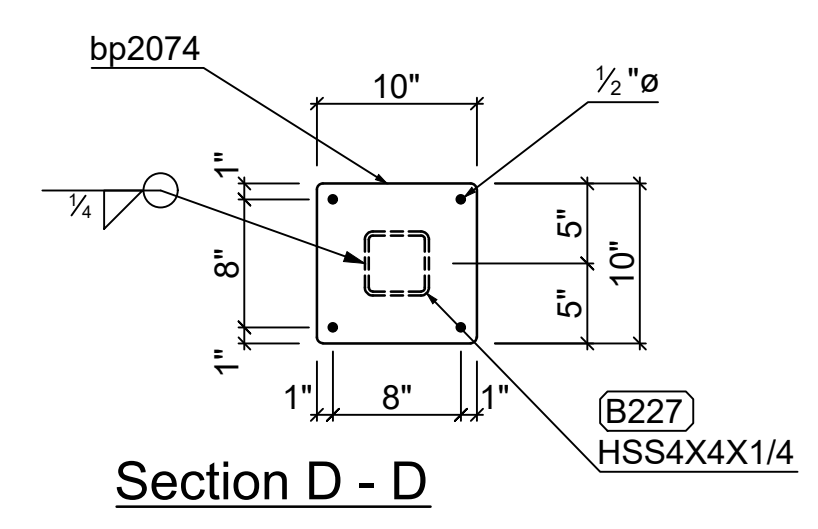
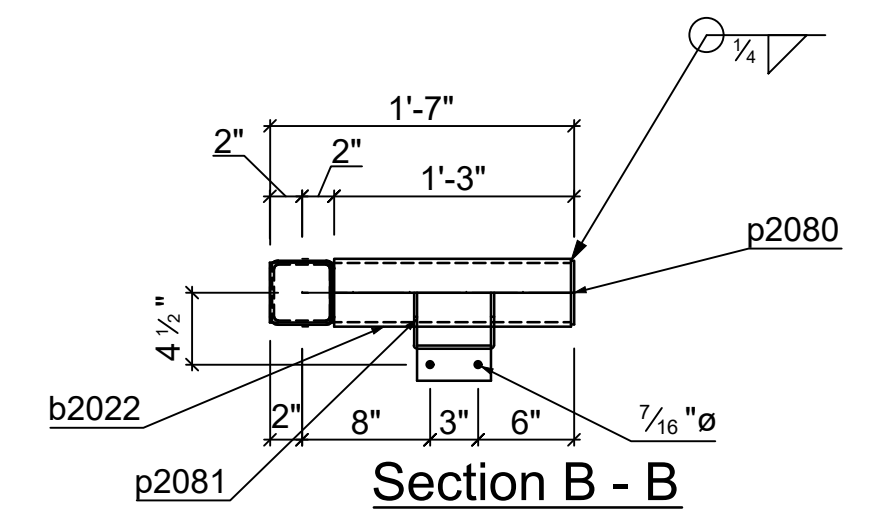
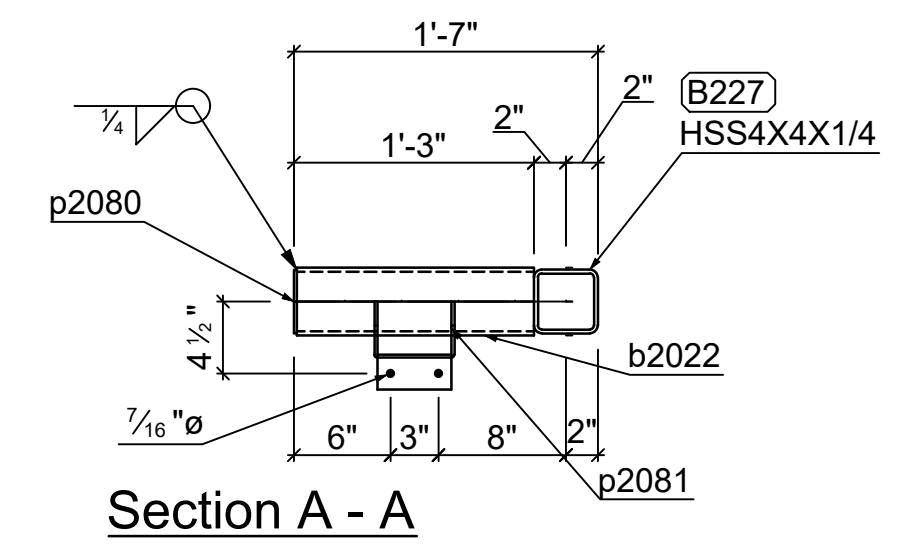
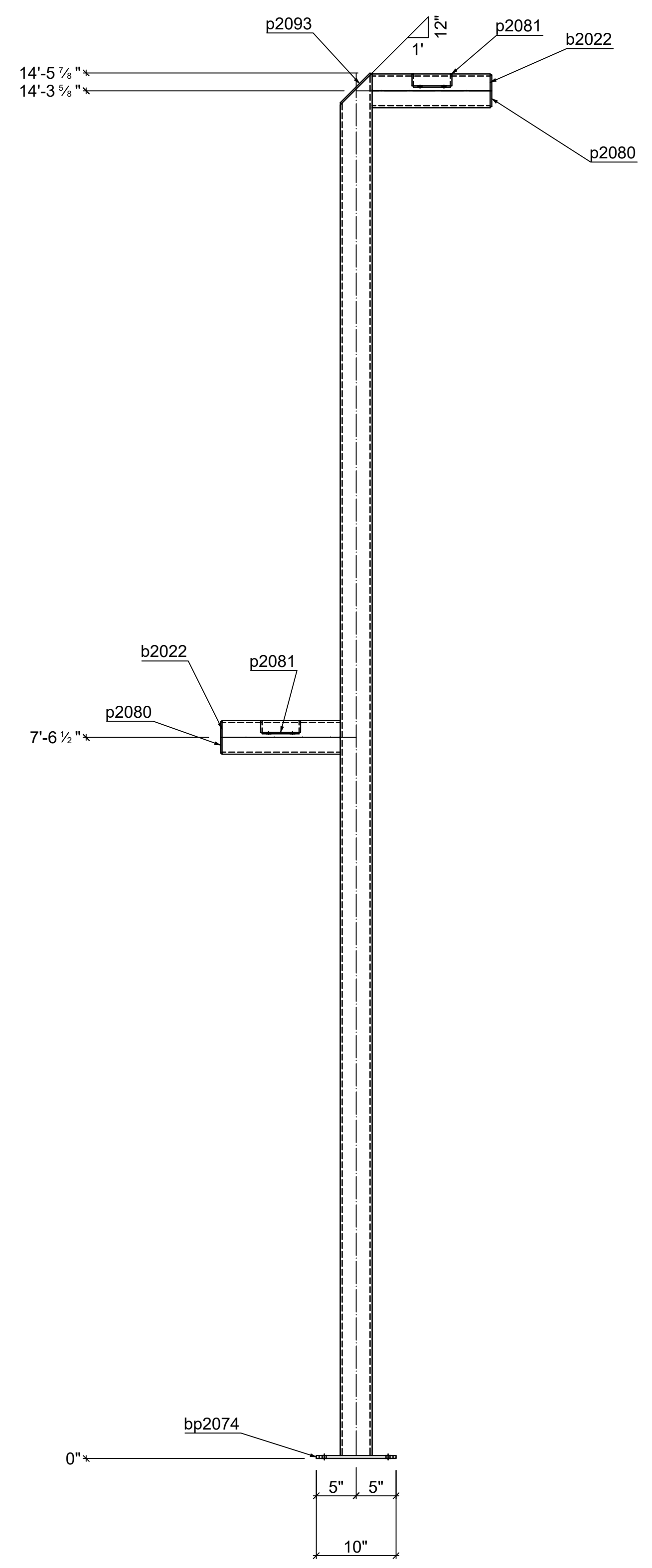
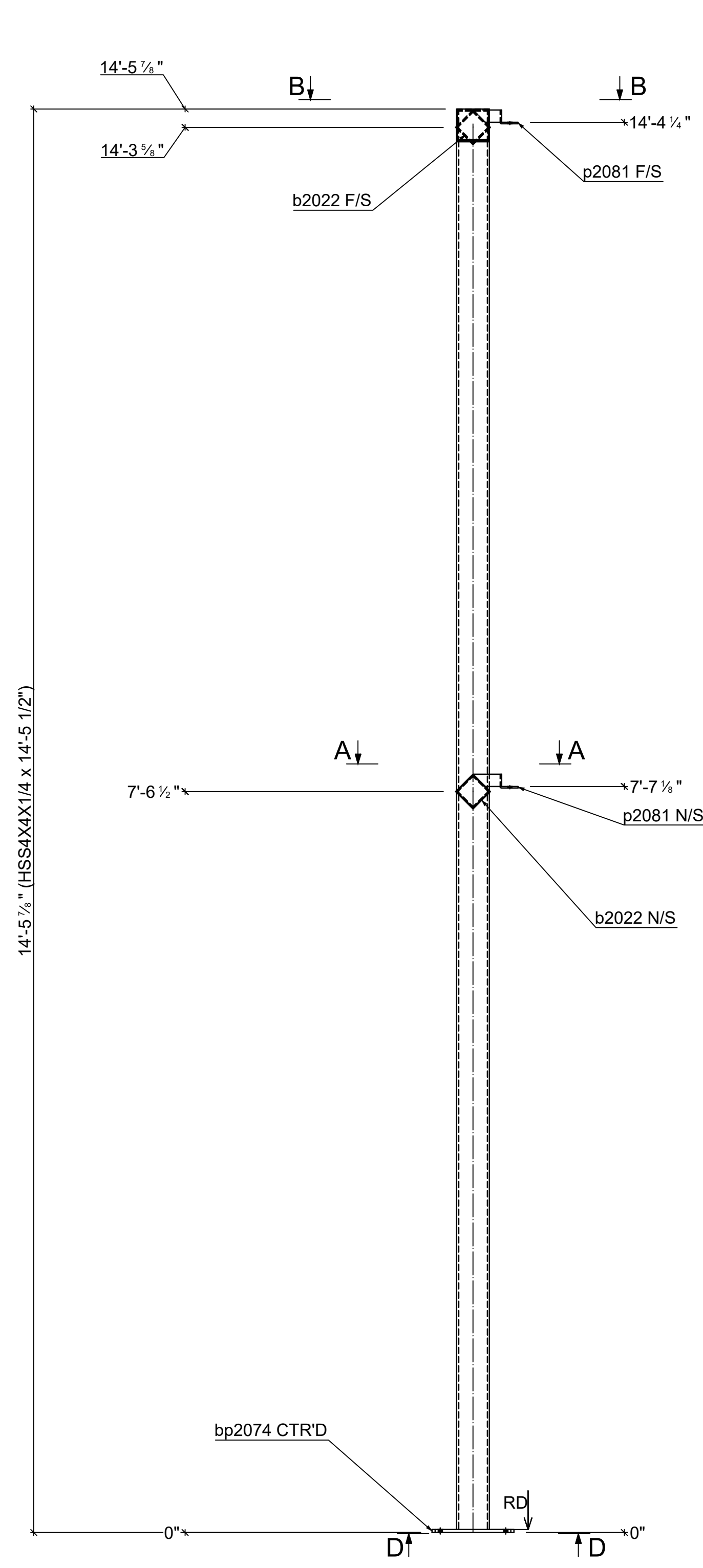
DATE: <DATE> STATUS: Not Set

DRAWN BY: MJW JOB NO: SHEET NO: **226** REV: **C**

CHECKED BY:

Quantity	Description	Length
8	3/8" HILTI KB3 TZ	0'-5"
8	ACORN NUTS	

Mark	Quantity	Description	Length	Grade	Part weight	Total weight
L1-CV-004-S2						
B227	1	HSS4X4X1/4	14'-5.1/2"	S304	179.89	179.89
bp2074	1	PL 3/8"x10"x0-10"	0'-10"	S304	10.82	10.82
b2022	2	HSS3X3X3/16	1'-2 13/16"	S304	8.64	17.28
p2081	2	PL 3/16"x3-1/2"x0-11 1/4"	0'-11 1/4"	S304	1.51	3.03
p2093	1	PL 3/16"x3-3/4"x0-5 5/16"	0'-5 5/16"	S304	1.08	1.08
p2080	2	PL 3/16"x2-13/16"x0-2 13/16"	0'-2 13/16"	S304	0.43	0.86
	9				212.96	212.96
					<b>TOTAL:</b>	<b>212.96</b>



1 - **B227** HSS4X4X1/4  
 d=4" b=4" t=1/4" w=1/4" k=  
 Grid reference

REV.	Date	BY	Description
A	5/9/2023	MJW	FOR APPROVAL
B	5/15/2023	MJW	FOR APPORVAL - PER JP REVIEW
C	5/18/2023	MJW	FOR APPROVAL - PER JP CULLEN REVIEW

**<COMPANY NAME>**

<COMPANY ADDRESS>  
<PHONE NUMBER>

STEEL SCOPE: <SCOPE>

PROJ. / CLIENT: <CONTRACTOR>

BUILDING: <BUILDING/SCOPE>

LOCATION: <LOCATION>

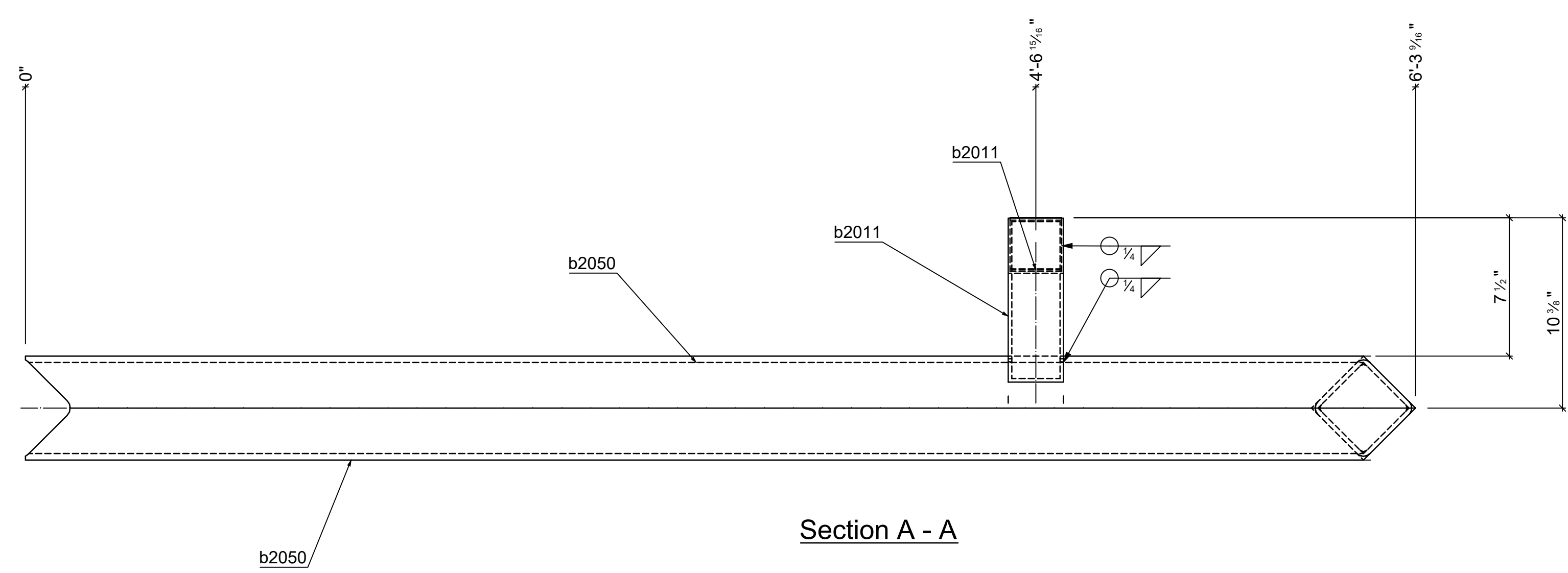
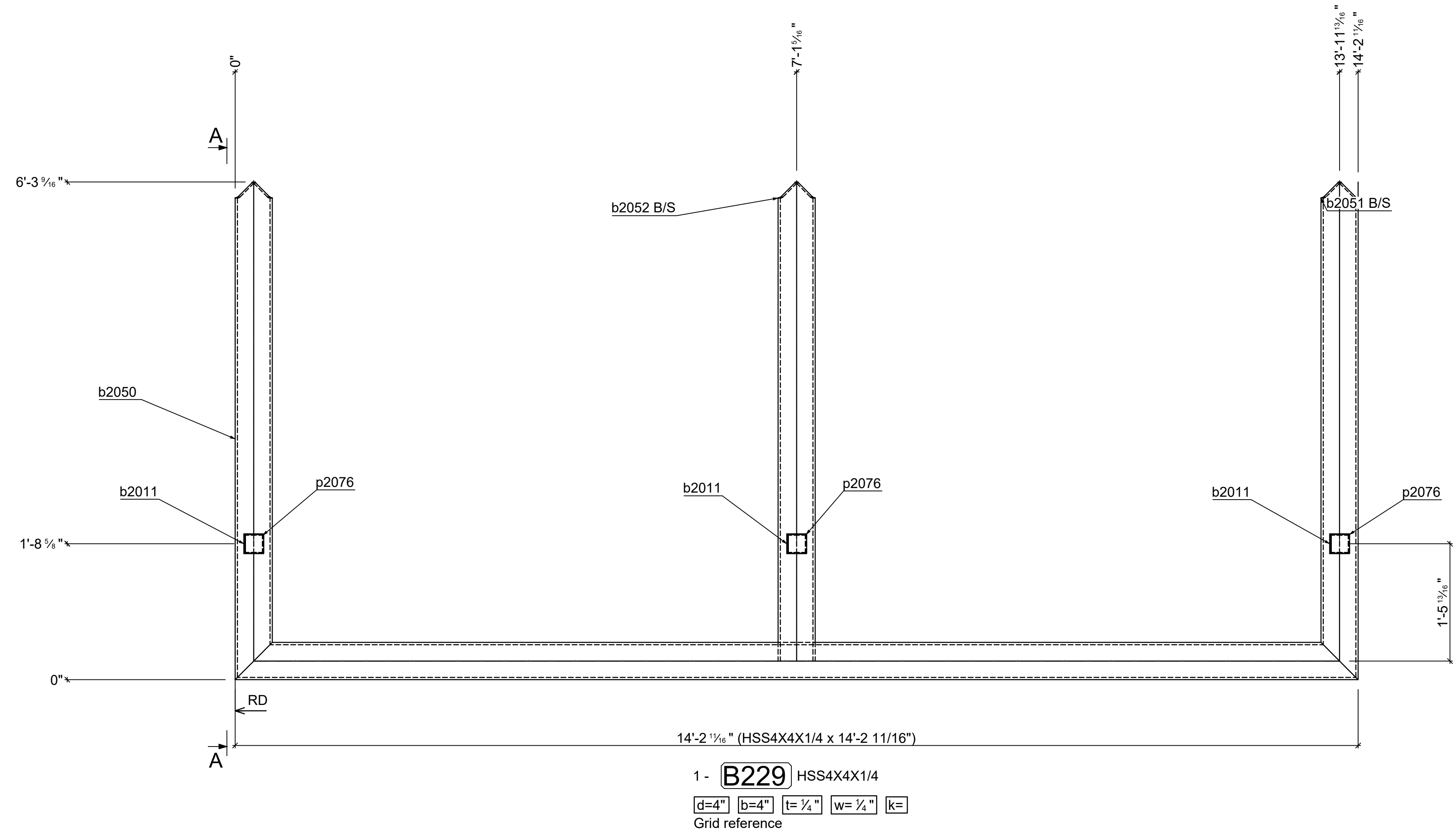
DATE: <DATE> STATUS: Not Set

DRAWN BY: MJW JOB NO: SHEET NO: 227 REV: C

CHECKED BY:

Quantity	Description	Length
4	3/8" HILTI KB3 TZ	0'-5"
4	ACORN NUTS	

Mark	Quantity	Description	Length	Grade	Part weight	Total weight
L17-CV-001-S1						
B229	1	HSS4X4X1/4	14'-2 11/16"	S304	176.96	176.96
B2051	1	HSS4X4X1/4	6'-3 9/16"	S304	78.37	78.37
b2050	1	HSS4X4X1/4	6'-3 9/16"	S304	78.37	78.37
b2052	1	HSS4X4X1/4	6'-0 3/4"	S304	75.44	75.44
b2011	3	HSS3X3X3/16	0'-8 15/16"	S304	5.20	15.60
p2076	3	PL 3/16"x2-13/16"x0'-3 15/16"	0'-3 15/16"	S304	0.60	1.80
	10				426.54	426.54
		<b>TOTAL:</b>			<b>426.54</b>	



REV.	Date	BY	Description
A	5/9/2023	MJW	FOR APPROVAL
B	5/15/2023	MJW	FOR APPORVAL - PER JP REVIEW
C	5/18/2023	MJW	FOR APPROVAL - PER JP CULLEN REVIEW

**<COMPANY NAME>**  
 <COMPANY ADDRESS>  
 <PHONE NUMBER>

STEEL SCOPE: <SCOPE>

PROJ. / CLIENT: <CONTRACTOR>

BUILDING: <BUILDING/SCOPE>

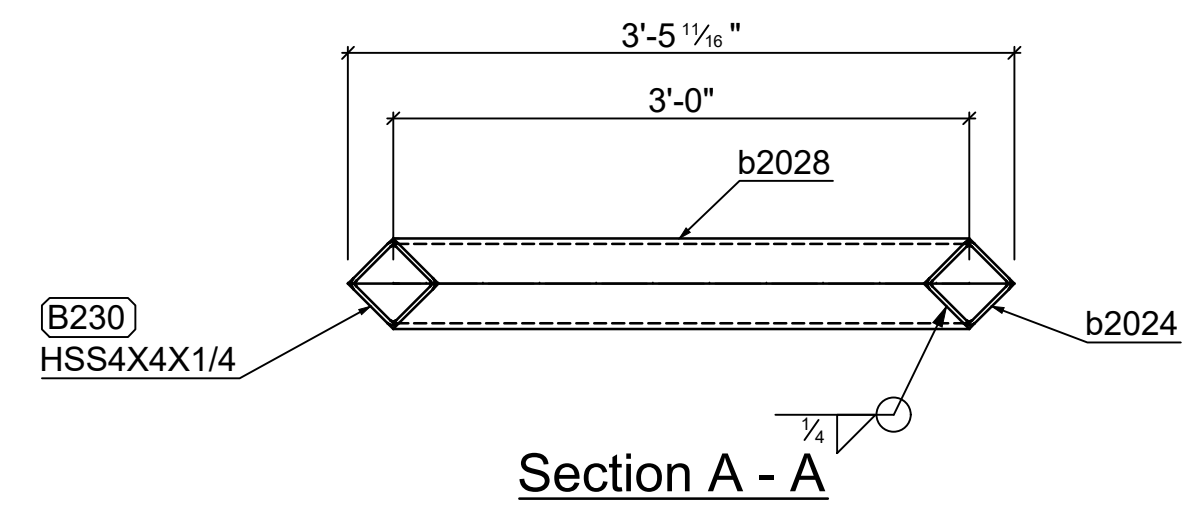
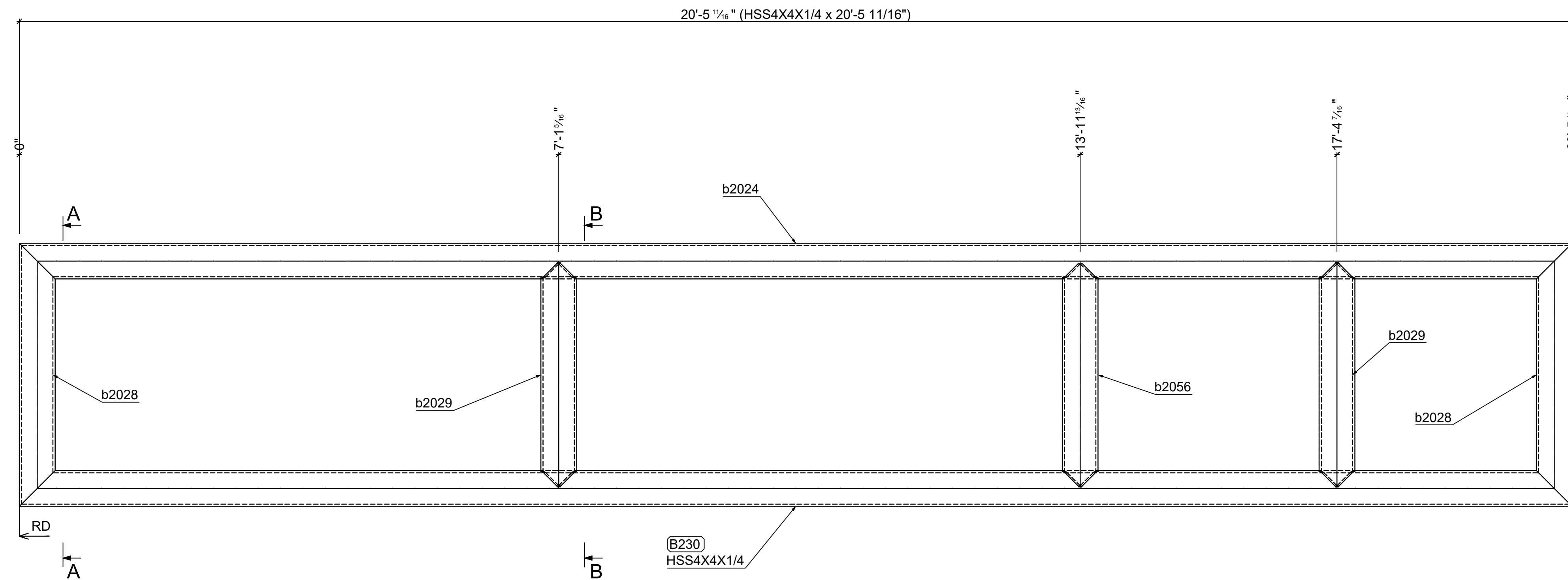
LOCATION: <LOCATION>

DATE: <DATE> STATUS: Not Set

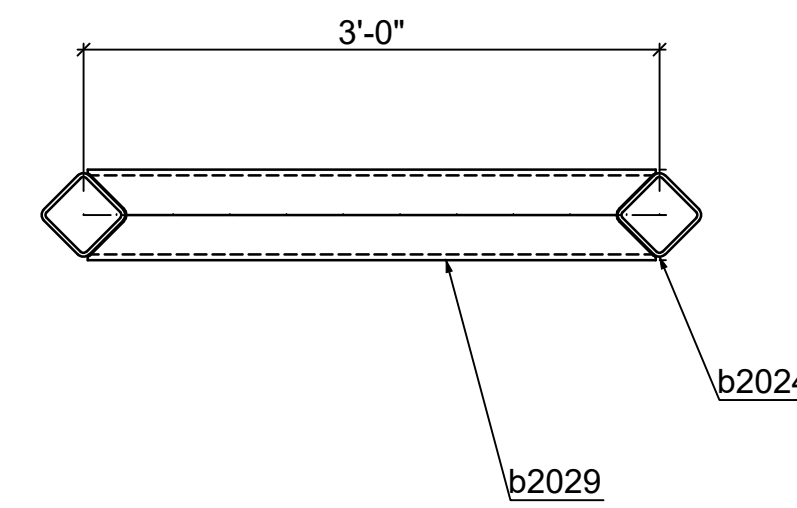
DRAWN BY: MJW JOB NO: SHEET NO: **229** REV: **C**

CHECKED BY:

Mark	Quantity	Description	Length	Grade	Part weight	Total weight
L17-CV-001-S1						
B230	1					
B230	2	HSS4X4X1/4	20'-5 11/16"	S304	254.73	509.46
b2028	2	HSS4X4X1/4	3'-5 11/16"	S304	43.20	86.39
b2029	2	HSS4X4X1/4	2'-11 1/2"	S304	36.81	73.62
b2056	1	HSS4X4X1/4	2'-11 5/16"	S304	36.62	36.62
	7				706.10	
					<b>TOTAL:</b>	<b>706.10</b>



Section A - A



Section B - B

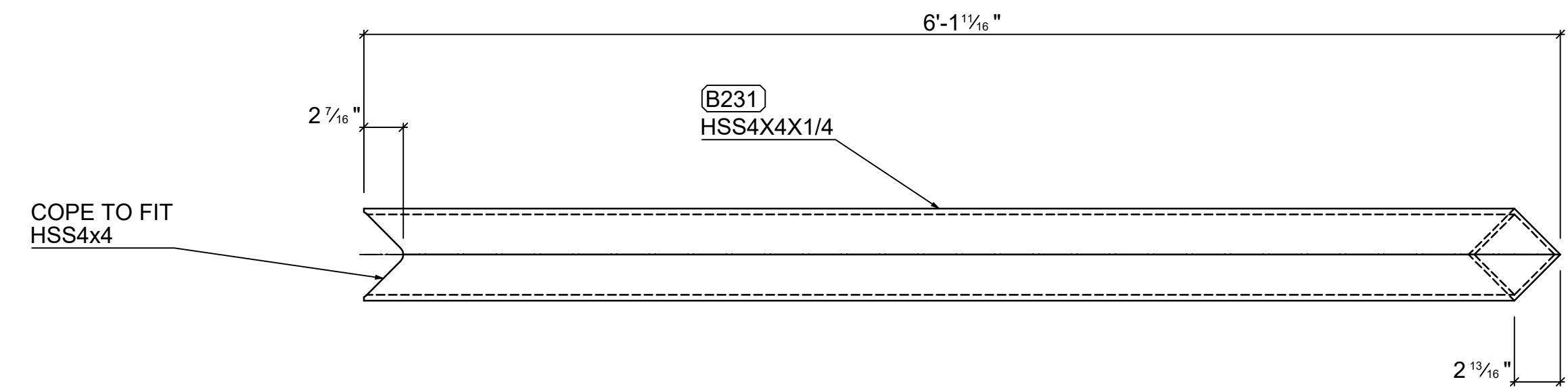
1 - **B230** HSS4X4X1/4  
 d=4" b=4" t= 1/4" w= 1/4" k=   
 Grid reference

REV.	Date	BY	Description
A	5/9/2023	MJW	FOR APPROVAL
B	5/15/2023	MJW	FOR APPROVAL - PER JP REVIEW
C	5/18/2023	MJW	FOR APPROVAL - PER JP CULLEN REVIEW

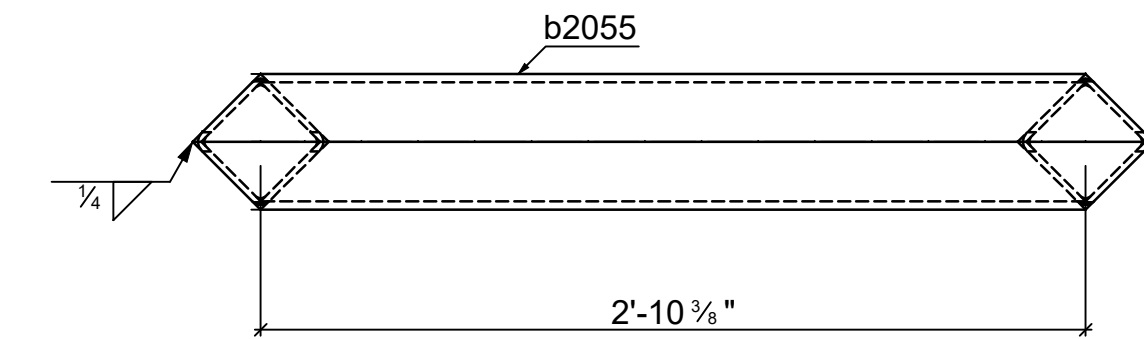
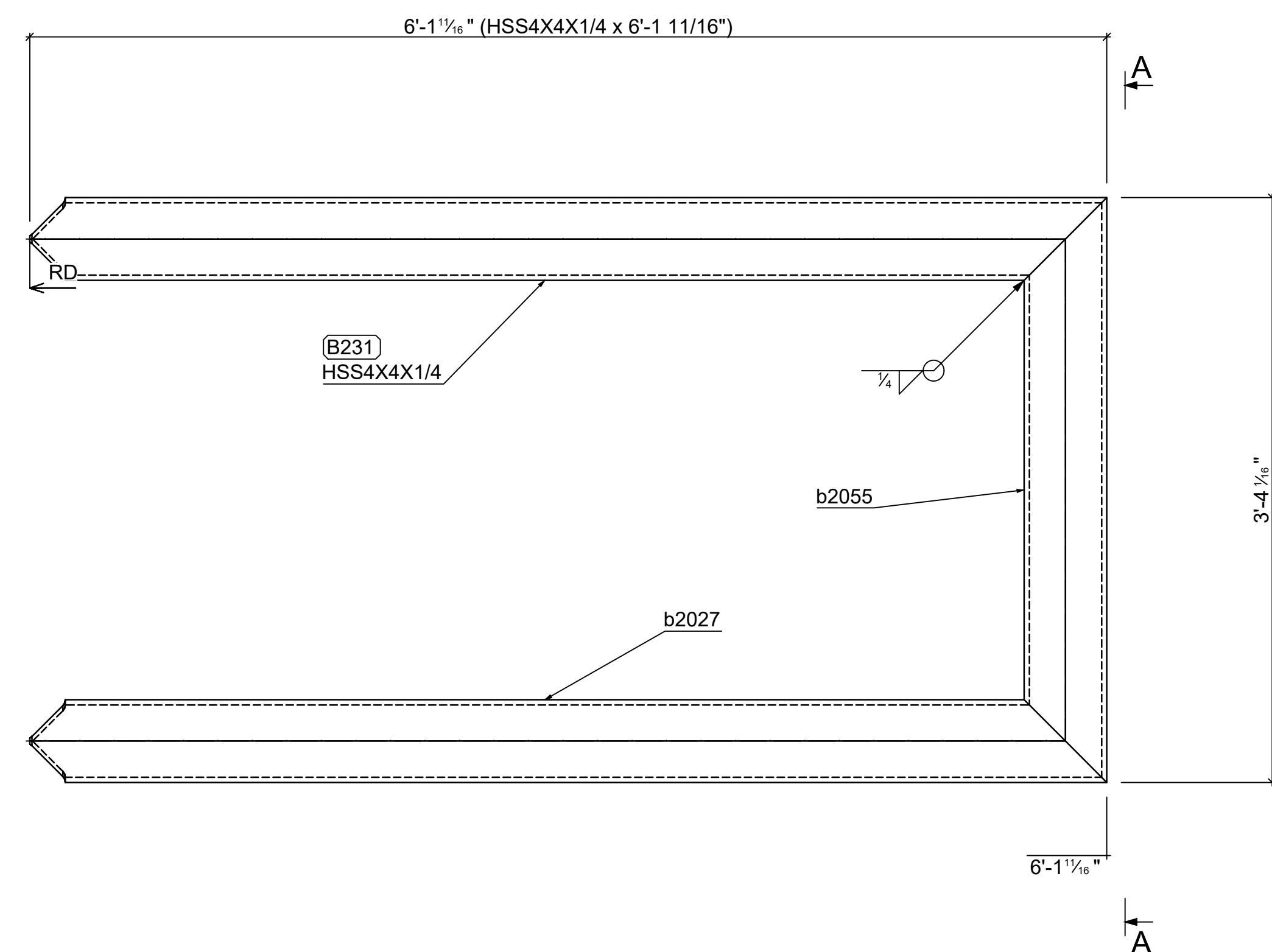
**<COMPANY NAME**  
 <COMPANY ADDRESS>  
 <PHONE NUMBER>

STEEL SCOPE:	<SCOPE>			
PROJ. / CLIENT:	<CONTRACTOR>			
BUILDING:	<BUILDING/SCOPE>			
LOCATION:	<LOCATION>			
DATE:	<DATE>	STATUS: Not Set		
DRAWN BY:	MJW	JOB NO:	SHEET NO:	REV:
CHECKED BY:			230	C

Mark	Quantity	Description	Length	Grade	Part weight	Total weight
L17-CV-001-S1						
B231	1					
B231	2	HSS4X4X1/4	6'-1 11/16"	S304	76.43	152.85
b2055	1	HSS4X4X1/4	3'-4 1/16"	S304	41.51	41.51
	3				194.36	194.36
					<b>TOTAL:</b>	<b>194.36</b>



COPE TO FIT  
HSS4x4



Section A - A


1 - **B231** HSS4X4X1/4  
 [d=4"] [b=4"] [t= 1/4"] [w= 1/4"] [k=]  
 Grid reference

REV.	Date	BY	Description
A	5/9/2023	MJW	FOR APPROVAL
B	5/15/2023	MJW	FOR APPROVAL - PER JP REVIEW
C	5/18/2023	MJW	FOR APPROVAL - PER JP CULLEN REVIEW

<b>&lt;COMPANY NAME&gt;</b>			
<COMPANY ADDRESS>			
<PHONE NUMBER>			
STEEL SCOPE: <SCOPE>			
PROJ. / CLIENT: <CONTRACTOR>			
BUILDING: <BUILDING/SCOPE>			
LOCATION: <LOCATION>			
DATE: <DATE>			STATUS: Not Set
DRAWN BY: MJW	JOB NO:	SHEET NO: 231	REV: C
CHECKED BY:			



Mark	Quantity	Description	Length	Grade	Part weight	Total weight
L17-CV-001-S1						
B233	1					
B233	1	HSS4X4X3/8	5'-11 5/8"	S304	105.05	105.05
	1				105.05	105.05
	1				<b>TOTAL:</b>	<b>105.05</b>



1 - **B233** HSS4X4X3/8  
 d=4" b=4" t=3/8" w=3/8" k=

Grid reference

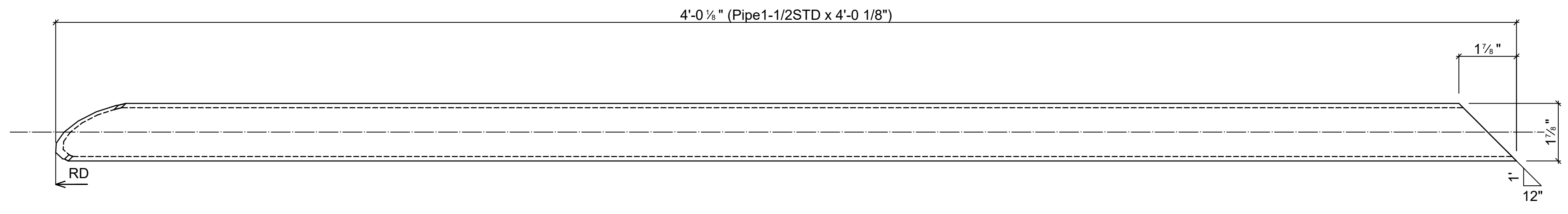
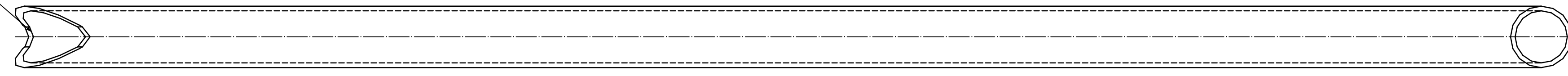
REV.	Date	BY	Description
A	5/9/2023	MJW	FOR APPROVAL
B	5/15/2023	MJW	FOR APPORVAL - PER JP REVIEW
C	5/18/2023	MJW	FOR APPROVAL - PER JP CULLEN REVIEW

<b>&lt;COMPANY NAME&gt;</b>	
<COMPANY ADDRESS>	
<PHONE NUMBER>	
STEEL SCOPE:	<SCOPE>
PROJ. / CLIENT:	<CONTRACTOR>
BUILDING:	<BUILDING/SCOPE>
LOCATION:	<LOCATION>
DATE:	<DATE>
DATE:	STATUS: Not Set
DRAWN BY: MJW	JOB NO:
CHECKED BY:	SHEET NO: <b>233</b>
	REV: <b>C</b>

Mark	Quantity	Description	Length	Grade	Part weight	Total weight
L17-CV-003-S1						
B234	1					
B234	1	Pipe1-1/2STD	4'-0 1/8"	S304	11.13	11.13
	1				11.13	11.13
	<b>1</b>				<b>TOTAL:</b>	<b>11.13</b>

COPE TO FIT  
HSS4x4



1 - **B234** Pipe1-1/2STD  
 d=1 1/8" b=1 7/8" t= w= 1/8" k=  
 Grid reference

REV.	Date	BY	Description
A	5/9/2023	MJW	FOR APPROVAL
B	5/15/2023	MJW	FOR APPORVAL - PER JP REVIEW
C	5/18/2023	MJW	FOR APPROVAL - PER JP CULLEN REVIEW

**<COMPANY NAME>**  
 <COMPANY ADDRESS>  
 <PHONE NUMBER>

STEEL SCOPE: <SCOPE>

PROJ. / CLIENT: <CONTRACTOR>

BUILDING: <BUILDING/SCOPE>


LOCATION: <LOCATION>

DATE: <DATE> STATUS: Not Set

DRAWN BY: MJW JOB NO: SHEET NO: **234** REV: **C**

CHECKED BY:

Mark	Quantity	Description	Length	Grade	Part weight	Total weight
L17-CV-003-S1						
B235	1					
B235	1	Pipe1-1/2STD	3'-6"	S304	9.70	9.70
					9.70	9.70
	1				<b>TOTAL:</b>	<b>9.70</b>




1 - **B235** Pipe1-1/2STD  
 d=1 1/4" b=1 1/4" t= w= 1/8" k=  
 Grid reference

REV.	Date	BY	Description
A	5/9/2023	MJW	FOR APPROVAL
B	5/15/2023	MJW	FOR APPORVAL - PER JP REVIEW
C	5/18/2023	MJW	FOR APPROVAL - PER JP CULLEN REVIEW

**<COMPANY NAME>**  
 <COMPANY ADDRESS>  
 <PHONE NUMBER>

STEEL SCOPE:	<SCOPE>			
PROJ. / CLIENT:	<CONTRACTOR>			
BUILDING:	<BUILDING/SCOPE>			
LOCATION:	<LOCATION>			
DATE:	<DATE>	STATUS: Not Set		
DRAWN BY:	MJW	JOB NO:	SHEET NO:	REV:
CHECKED BY:			235	C

Mark	Quantity	Description	Length	Grade	Part weight	Total weight
L17-CV-003-S1						
B236	1					
B236	1	Pipe1-1/2STD	4'-1 5/8"	S304	11.47	11.47
	1				11.47	11.47
	1				<b>TOTAL:</b>	<b>11.47</b>



1 - **B236** Pipe1-1/2STD  
 d=1 1/2" b=1 1/2" t= w= 1/8" k=

Grid reference

REV.	Date	BY	Description
A	5/9/2023	MJW	FOR APPROVAL
B	5/15/2023	MJW	FOR APPORVAL - PER JP REVIEW
C	5/18/2023	MJW	FOR APPROVAL - PER JP CULLEN REVIEW

**<COMPANY NAME**  
 <COMPANY ADDRESS>  
 <PHONE NUMBER>

STEEL SCOPE: <SCOPE>

PROJ. / CLIENT: <CONTRACTOR>


BUILDING: <BUILDING/SCOPE>

LOCATION: <LOCATION>

DATE: <DATE> STATUS: Not Set

DRAWN BY: MJW	JOB NO:	SHEET NO: 236	REV: C
CHECKED BY:			

Mark	Quantity	Description	Length	Grade	Part weight	Total weight
L17-CV-003-S1						
B237	1					
B237	1	Pipe1-1/2STD	3'-0 5/8"	S304	8.47	8.47
	1				8.47	8.47
	1				<b>TOTAL:</b>	<b>8.47</b>



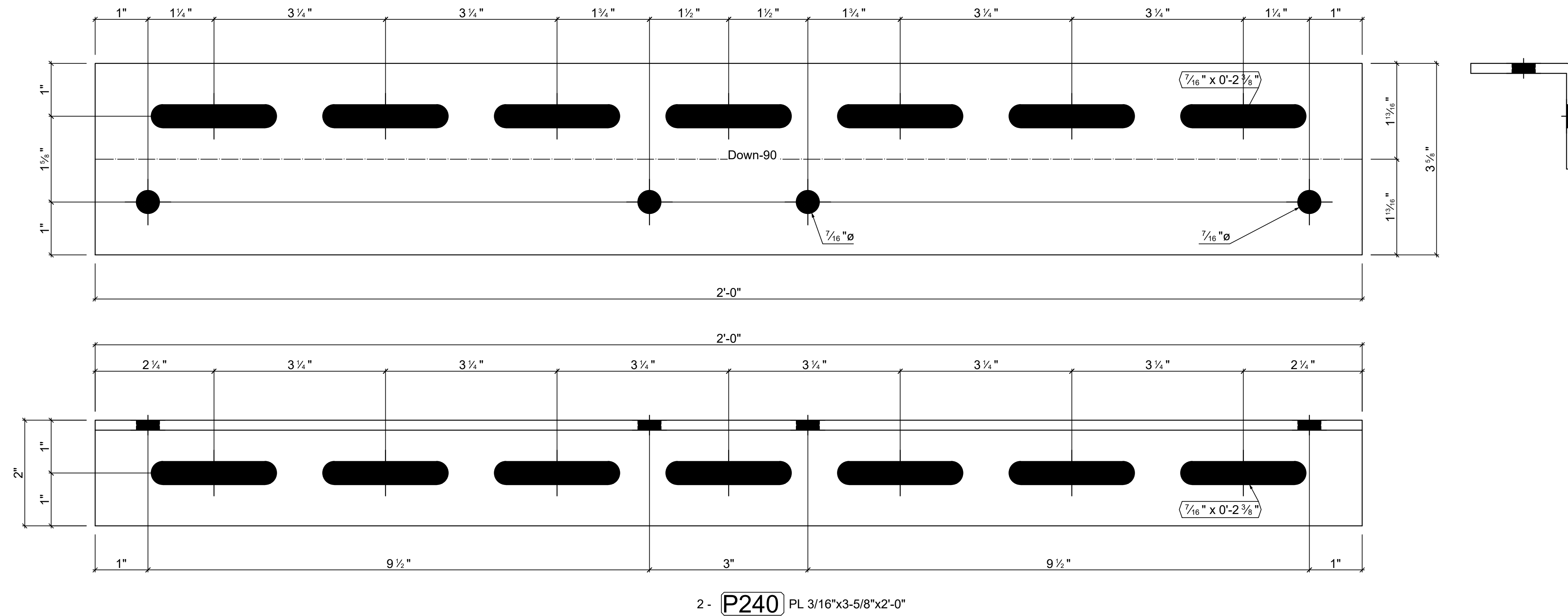
1 - **B237** Pipe1-1/2STD  
 d=1 7/8" b=1 1/8" t= w= 1/8" k=  
 Grid reference

REV.	Date	BY	Description
A	5/9/2023	MJW	FOR APPROVAL
B	5/15/2023	MJW	FOR APPORVAL - PER JP REVIEW
C	5/18/2023	MJW	FOR APPROVAL - PER JP CULLEN REVIEW

<b>&lt;COMPANY NAME</b>			
<COMPANY ADDRESS>			
<PHONE NUMBER>			
STEEL SCOPE: <SCOPE>			
PROJ. / CLIENT: <CONTRACTOR>			
BUILDING: <BUILDING/SCOPE>			
LOCATION: <LOCATION>			
DATE: <DATE>			STATUS: Not Set
DRAWN BY: MJW	JOB NO:	SHEET NO: 237	REV: C
CHECKED BY:			

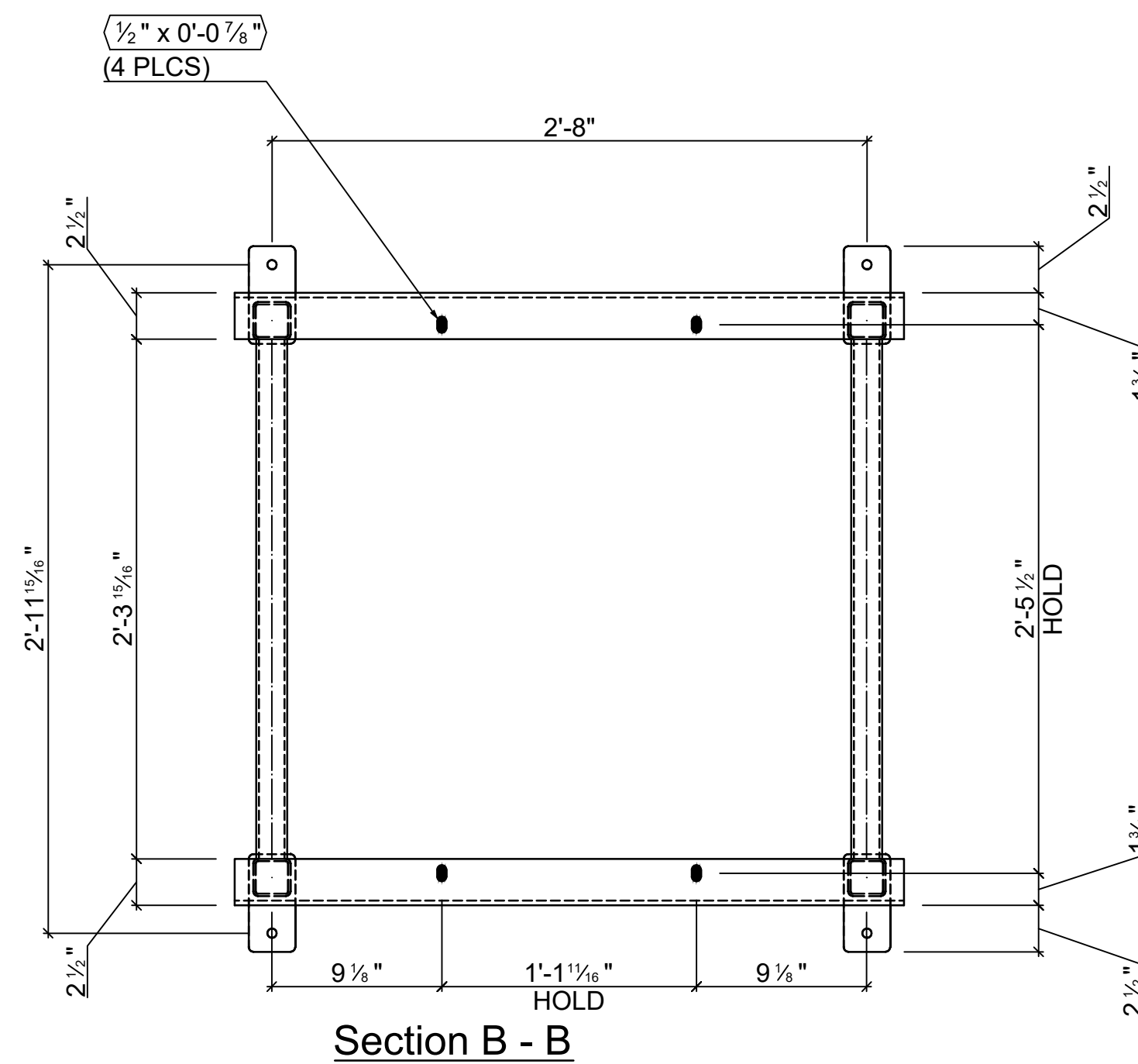
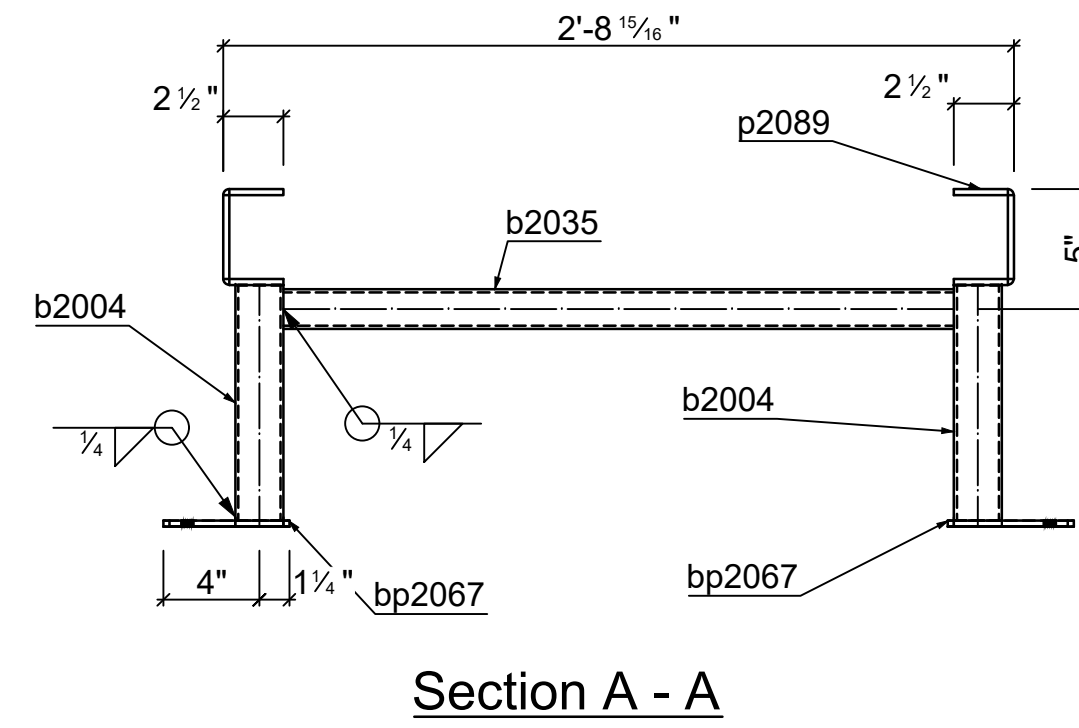
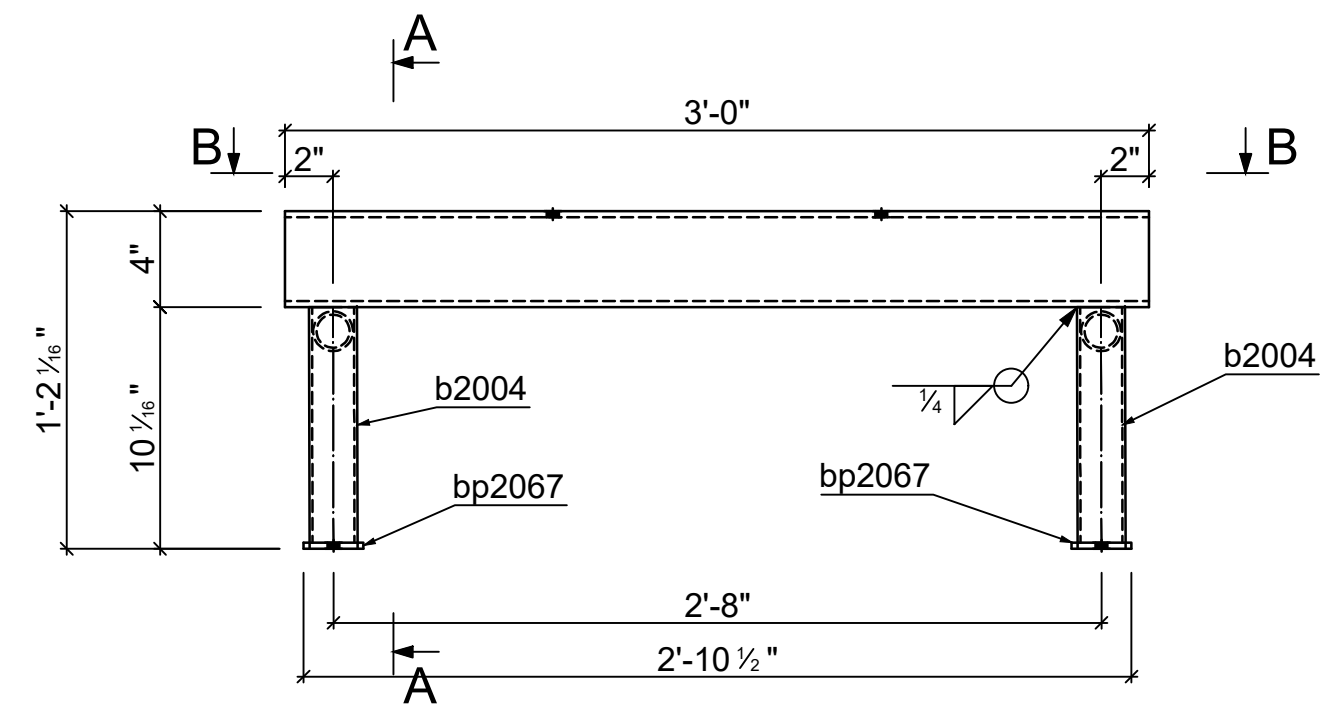
Mark	Quantity	Description	Length	Grade	Part weight	Total weight
L17-CV-004-S2						
P240	2					
P240	2	PL 3/16"x3-5/8"x2'-0"	2'-0"	S304	4.71	9.43
	2				4.71	9.43
	<b>2</b>				<b>TOTAL:</b>	<b>9.43</b>



REV.	Date	BY	Description
A	5/9/2023	MJW	FOR APPROVAL
B	5/15/2023	MJW	FOR APPORVAL - PER JP REVIEW
C	5/18/2023	MJW	FOR APPROVAL - PER JP CULLEN REVIEW

**<COMPANY NAME>**  
 <COMPANY ADDRESS>  
 <PHONE NUMBER>

STEEL SCOPE: <SCOPE>	
PROJ. / CLIENT: <CONTRACTOR>	
BUILDING: <BUILDING/SCOPE>	
LOCATION: <LOCATION>	
DATE: <DATE>	STATUS: Not Set
DRAWN BY: MJW	JOB NO:
CHECKED BY:	SHEET NO: 240
	REV: C



Mark	Quantity	Description	Length	Grade	Part weight	Total weight
L17-CV-001-S4						
P241	1					
P241	1	PL 1/4"x8"x3'-0"	3'-0"	S304	20.81	20.81
p2089	1	PL 1/4"x8"x3'-0"	3'-0"	S304	20.81	20.81
b2035	2	Pipe 1-1/4STD	2'-3 15/16"	S304	5.40	10.80
b2004	4	HSS2X2X1/8	0'-9 13/16"	S304	2.54	10.17
bp2067	4	PL 1/4"x2-1/2"x0'-5 1/4"	0'-5 1/4"	S304	0.94	3.77
	12				66.35	66.35
					<b>TOTAL:</b>	<b>66.35</b>

1 - P241 PL 1/4"x8"x3'-0"

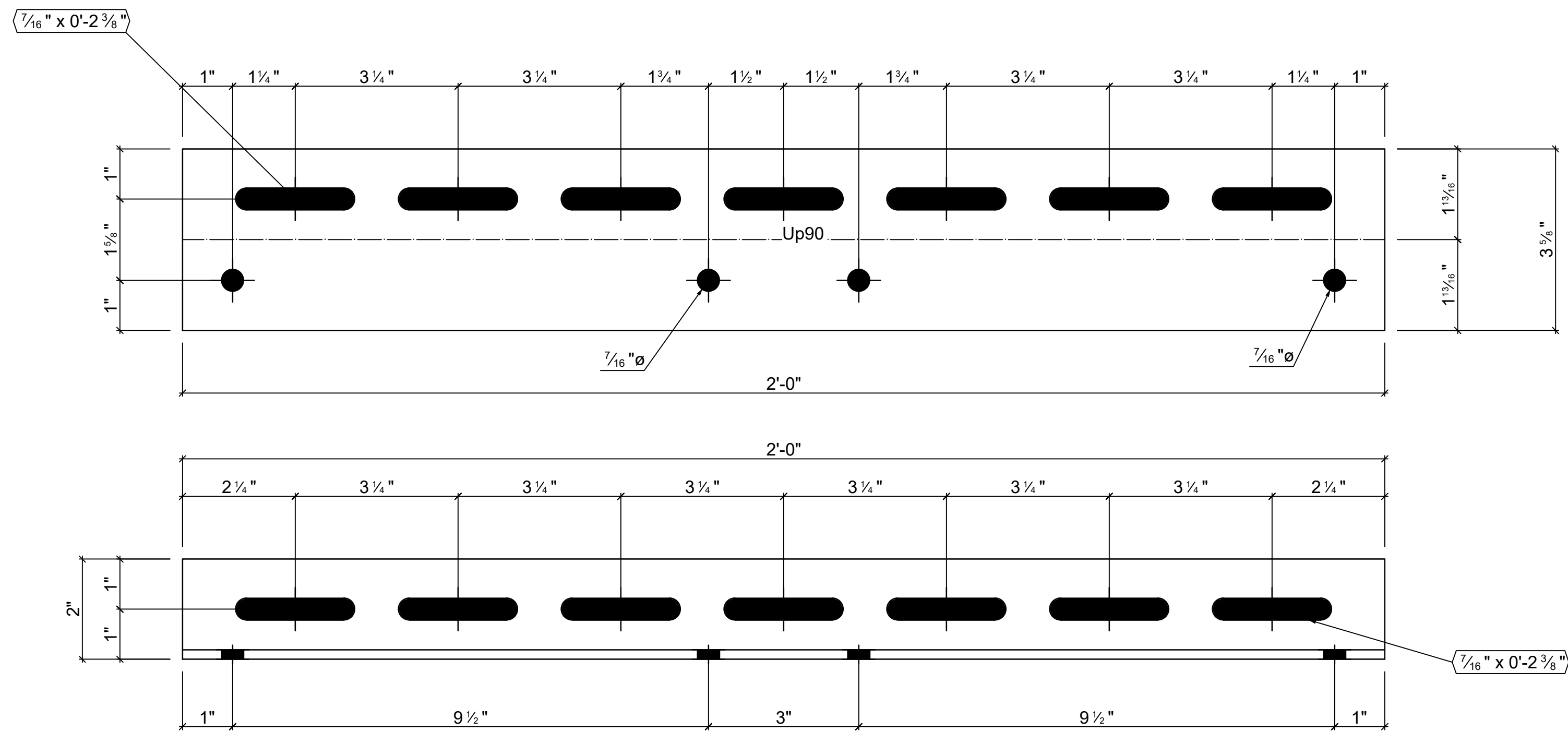
Quantity	Description	Length
4	3/8" HILTI KB3 TZ	0'-5"
4	ACORN NUTS	

REV.	Date	BY	Description
A	5/9/2023	MJW	FOR APPROVAL
B	5/15/2023	MJW	FOR APPORVAL - PER JP REVIEW
C	5/18/2023	MJW	FOR APPROVAL - PER JP CULLEN REVIEW

**<COMPANY NAME>**  
 <COMPANY ADDRESS>  
 <PHONE NUMBER>

STEEL SCOPE: <SCOPE>			
PROJ. / CLIENT: <CONTRACTOR>			
BUILDING: <BUILDING/SCOPE>			
LOCATION: <LOCATION>			
DATE: <DATE>	STATUS: Not Set		
DRAWN BY: MJW	JOB NO:	SHEET NO: 241	REV: C
CHECKED BY:			

Mark	Quantity	Description	Length	Grade	Part weight	Total weight
L17-CV-001-S2						
P242	1					
P242	1	PL 3/16"x3-5/8"x2'-0"	2'-0"	S304	4.71	4.71
	1				4.71	4.71
	<b>1</b>				<b>TOTAL:</b>	<b>4.71</b>



1 - P242 PL 3/16"x3-5/8"x2'-0"

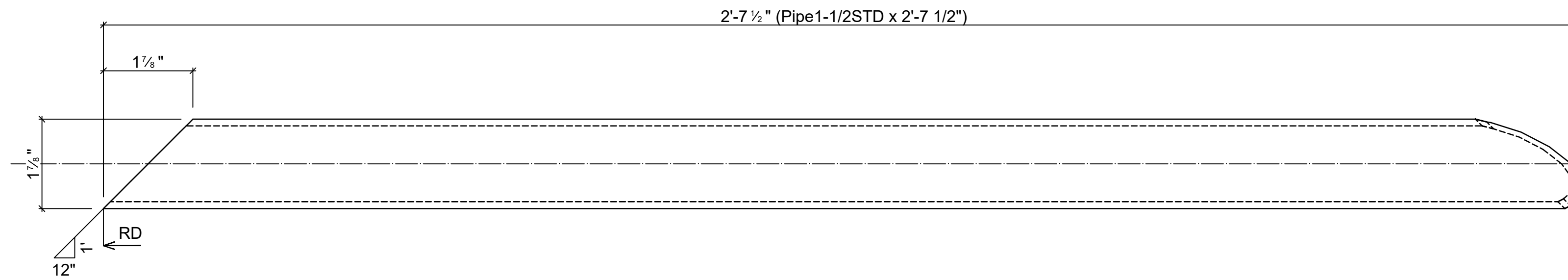
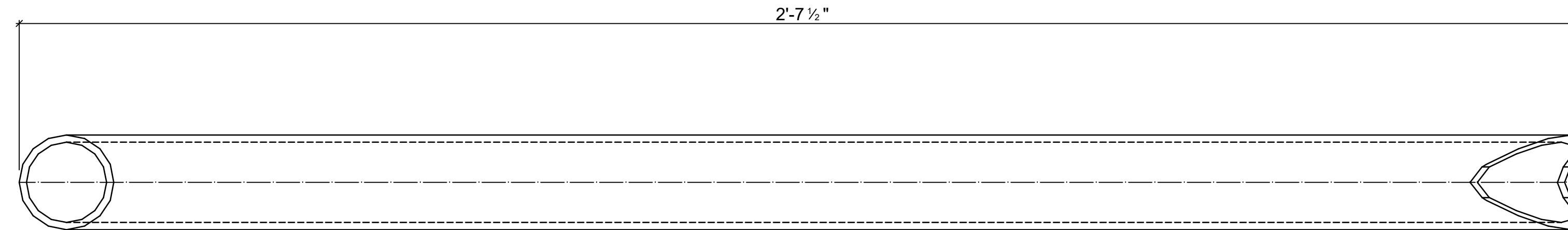
REV.	Date	BY	Description
A	5/9/2023	MJW	FOR APPROVAL
B	5/15/2023	MJW	FOR APPROVAL - PER JP REVIEW
C	5/18/2023	MJW	FOR APPROVAL - PER JP CULLEN REVIEW

**<COMPANY NAME>**  
 <COMPANY ADDRESS>  
 <PHONE NUMBER>

STEEL SCOPE: <SCOPE>			
PROJ. / CLIENT: <CONTRACTOR>			
BUILDING: <BUILDING/SCOPE>			
LOCATION: <LOCATION>			
DATE: <DATE>	STATUS: Not Set		
DRAWN BY: MJW	JOB NO:	SHEET NO: 242	REV: C
CHECKED BY:			



Mark	Quantity	Description	Length	Grade	Part weight	Total weight
L17-CV-004-S1						
B243	2				7.27	14.54
B243	2	Pipe1-1/2STD	2'-7 1/2"	S304	7.27	14.54
	2				<b>TOTAL:</b>	<b>14.54</b>



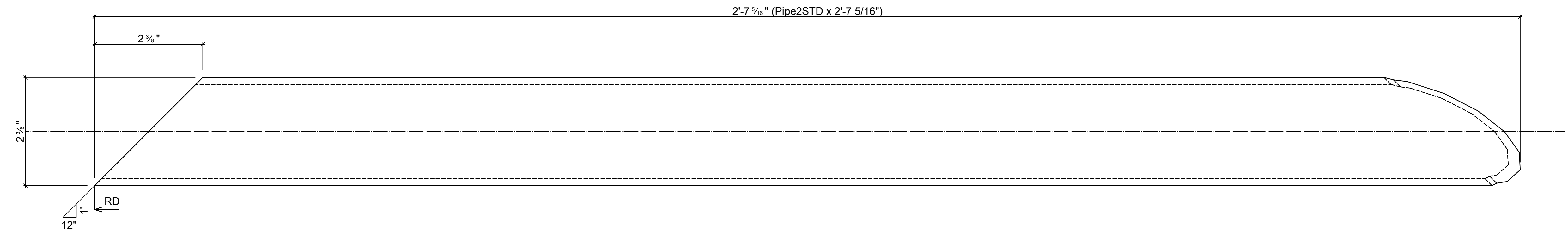
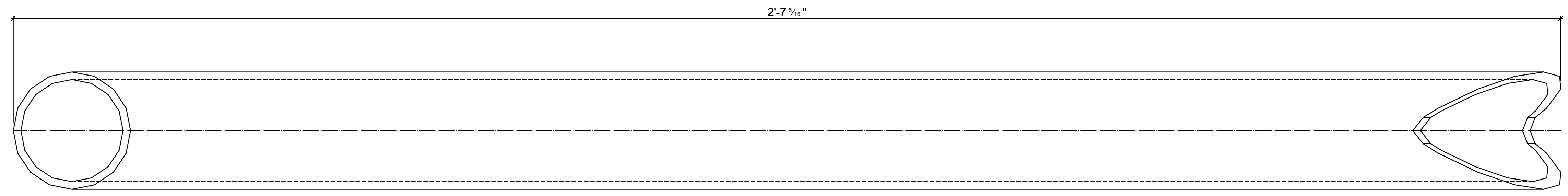
2 - **B243** Pipe1-1/2STD  
 d=1 1/8" b=1 7/8" t= w= 1/8" k=

Grid reference

REV.	Date	BY	Description
B	5/15/2023	MJW	FOR APPORVAL - PER JP REVIEW
C	5/18/2023	MJW	FOR APPROVAL - PER JP CULLEN REVIEW

<b>&lt;COMPANY NAME&gt;</b>			
<COMPANY ADDRESS>			
<PHONE NUMBER>			
STEEL SCOPE: <SCOPE>			
PROJ. / CLIENT: <CONTRACTOR>			
BUILDING: <BUILDING/SCOPE>			
LOCATION: <LOCATION>			
DATE: <DATE>			STATUS: Not Set
DRAWN BY: MJW	JOB NO:	SHEET NO: 243	REV: C
CHECKED BY:			

Mark	Quantity	Description	Length	Grade	Part weight	Total weight
L17-CV-001-S1						
B244	1				9.73	9.73
B244	1	Pipe2STD	2'-7 5/16"	S304	9.73	9.73
	1				<b>TOTAL:</b>	<b>9.73</b>



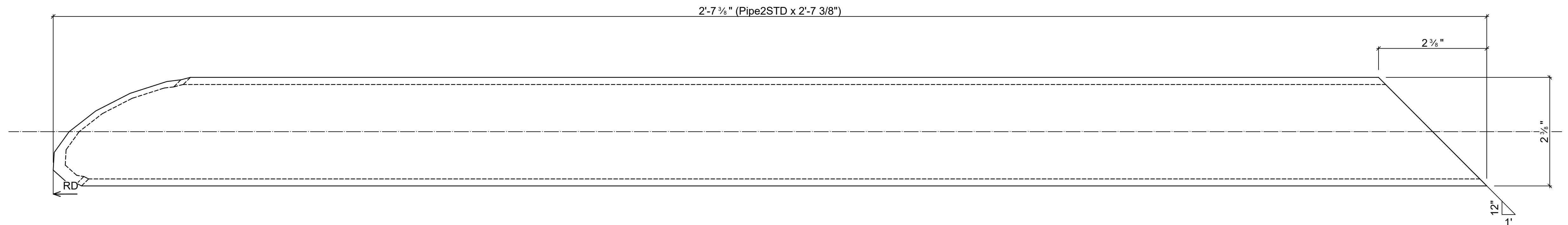
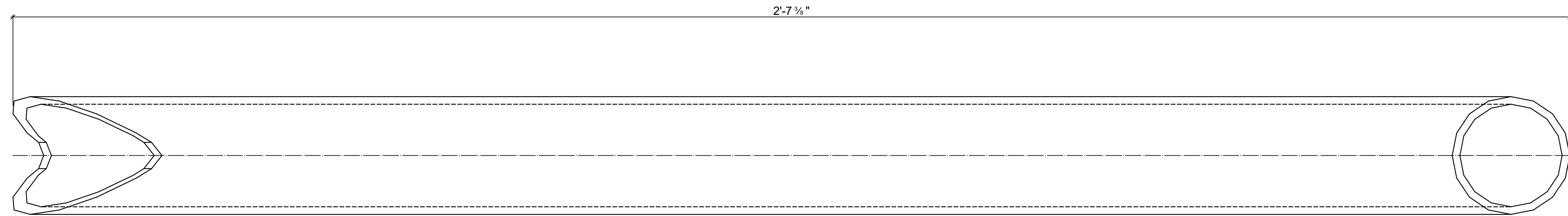
1 - **B244** Pipe2STD  
 d=2 3/8" b=2 3/8" t= w= 1/8" k=  
 Grid reference

REV.	Date	BY	Description
B	5/15/2023	MJW	FOR APPORVAL - PER JP REVIEW
C	5/18/2023	MJW	FOR APPROVAL - PER JP CULLEN REVIEW

<b>&lt;COMPANY NAME&gt;</b>			
<COMPANY ADDRESS>			
<PHONE NUMBER>			
STEEL SCOPE: <SCOPE>			
PROJ. / CLIENT: <CONTRACTOR>			
BUILDING: <BUILDING/SCOPE>			
LOCATION: <LOCATION>			
DATE: <DATE>			STATUS: Not Set
DRAWN BY: MJW	JOB NO:	SHEET NO: 244	REV: C
CHECKED BY:			

Mark	Quantity	Description	Length	Grade	Part weight	Total weight
L17-CV-001-S1						
B245	1				9.74	9.74
B245	1	Pipe2STD	2'-7 3/8"	S304	9.74	9.74
	1				<b>TOTAL:</b>	<b>9.74</b>



1 - **B245** Pipe2STD  
 d=2 3/8" b=2 3/8" t= w= 1/8" k=  
 Grid reference

REV.	Date	BY	Description
B	5/15/2023	MJW	FOR APPORVAL - PER JP REVIEW
C	5/18/2023	MJW	FOR APPROVAL - PER JP CULLEN REVIEW

<b>&lt;COMPANY NAME&gt;</b>			
<COMPANY ADDRESS>			
<PHONE NUMBER>			
STEEL SCOPE: <SCOPE>			
PROJ. / CLIENT: <CONTRACTOR>			
BUILDING: <BUILDING/SCOPE>			
LOCATION: <LOCATION>			
DATE: <DATE>			STATUS: Not Set
DRAWN BY: MJW	JOB NO:	SHEET NO: 245	REV: C
CHECKED BY:			

Mark	Quantity	Description	Length	Grade	Part weight	Total weight
L17-CV-001-S1						
B246	1				6.37	6.37
B246	1	L2X2X3/16	2'-6 11/16"	S304	6.37	6.37
	1					
					<b>TOTAL:</b>	<b>6.37</b>




REV.	Date	BY	Description
B	5/15/2023	MJW	FOR APPORVAL - PER JP REVIEW
C	5/18/2023	MJW	FOR APPROVAL - PER JP CULLEN REVIEW

<b>&lt;COMPANY NAME&gt;</b>	
<COMPANY ADDRESS>	
<PHONE NUMBER>	
STEEL SCOPE:	<SCOPE>
PROJ. / CLIENT:	<CONTRACTOR>
BUILDING:	<BUILDING/SCOPE>
LOCATION:	<LOCATION>
DATE:	<DATE>
STATUS: Not Set	
DRAWN BY: MJW	JOB NO:
CHECKED BY:	SHEET NO: <b>246</b>
	REV: <b>C</b>

Mark	Quantity	Description	Length	Grade	Part weight	Total weight
L17-CV-001-S1						
B247	1				6.67	6.67
B247	1	L2X2X3/16	2'-8 3/16"	S304	6.67	6.67
	1				<b>TOTAL:</b>	<b>6.67</b>

COPE TO FIT  
HSS4x4



COPE TO FIT  
HSS4x4

2'-8 3/16" (L2X2X3/16 x 2'-8 3/16")

RD

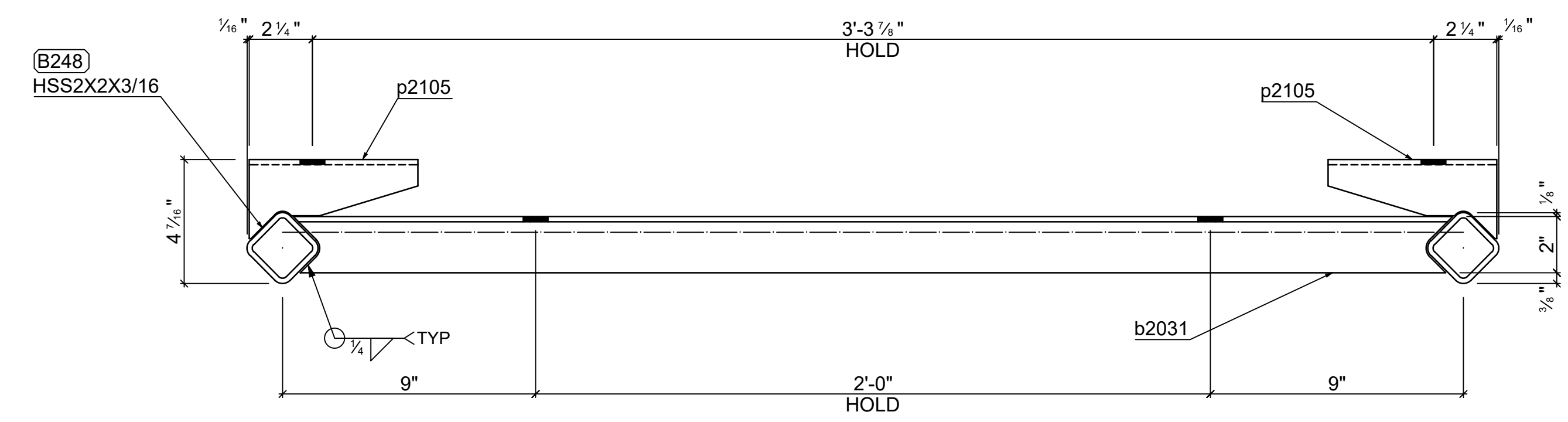
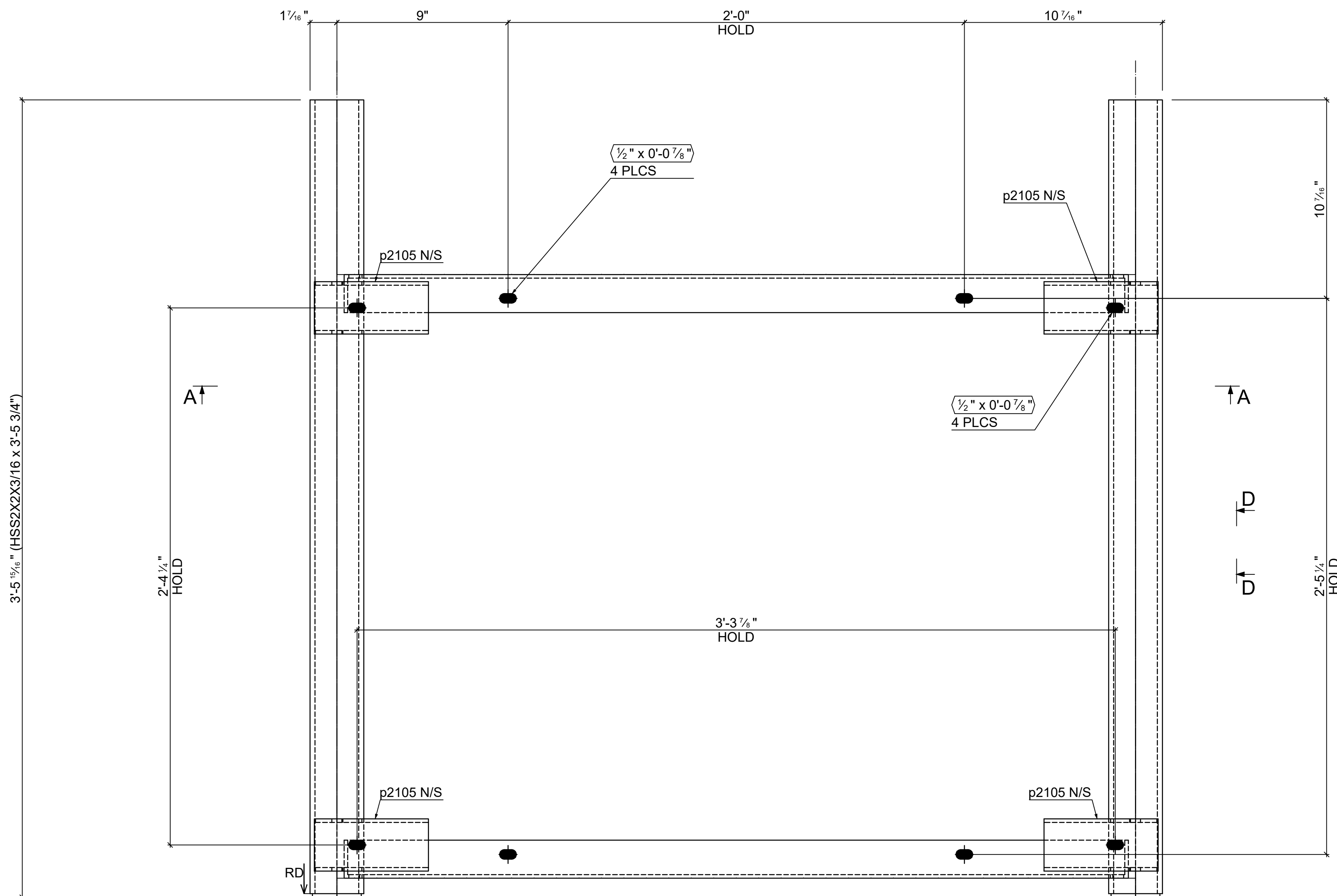
RD

1 - **B247** L2X2X3/16  
Grid reference

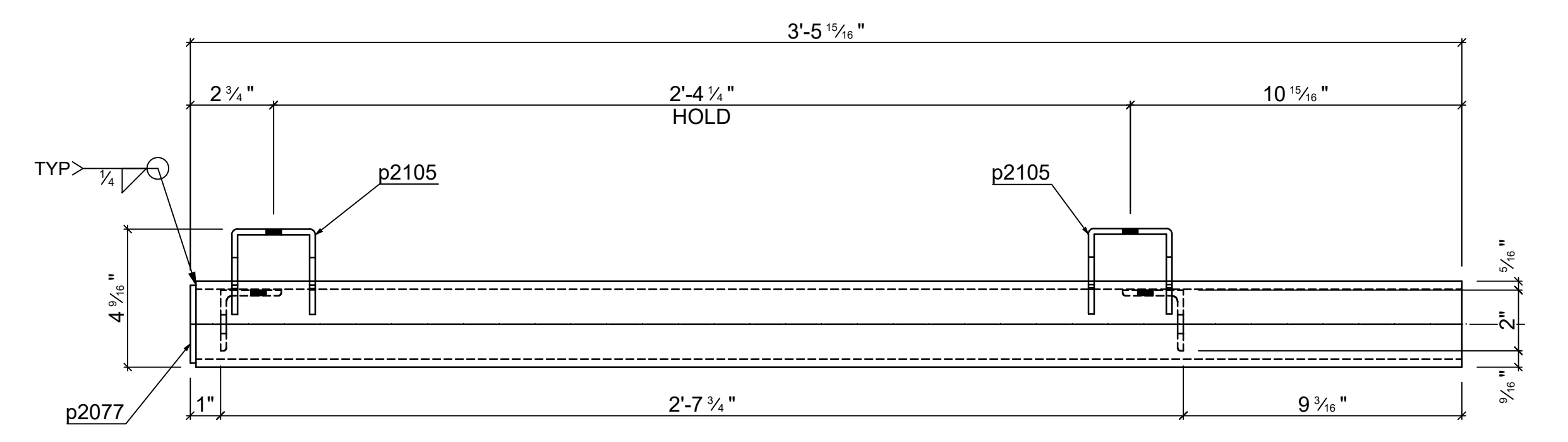
REV.	Date	BY	Description
B	5/15/2023	MJW	FOR APPORVAL - PER JP REVIEW
C	5/18/2023	MJW	FOR APPROVAL - PER JP CULLEN REVIEW

<b>&lt;COMPANY NAME&gt;</b>			
<COMPANY ADDRESS>			
<PHONE NUMBER>			
STEEL SCOPE: <SCOPE>			
PROJ. / CLIENT: <CONTRACTOR>			
BUILDING: <BUILDING/SCOPE>			
LOCATION: <LOCATION>			
DATE: <DATE>			STATUS: Not Set
DRAWN BY: MJW	JOB NO:	SHEET NO: 247	REV: C
CHECKED BY:			

Mark	Quantity	Description	Length	Grade	Part weight	Total weight
L17	CV-004-S1					
B248	1	HSS2X2X3/16	3'-5 3/4"	S304	15.32	30.63
B2031	2	L2X2X3/16	3'-5 1/4"	S304	8.55	17.09
p2105	4	PL 3/16"x0'-7 5/8"	0'-7 5/8"	S304	1.88	7.50
p2077	2	PL 3/16"x1'-13 1/16"x0'-1 13/16"	0'-1 13/16"	S304	0.18	0.36
	10				55.59	55.59
	10				TOTAL:	55.59



Section A - A




Section D - D

1 - **B248** HSS2X2X3/16  
 d=2" b=2" t=3/16" w=3/16" k=  
 Grid reference

REV.	Date	BY	Description
B	5/15/2023	MJW	FOR APPORVAL - PER JP REVIEW
C	5/18/2023	MJW	FOR APPROVAL - PER JP CULLEN REVIEW

<b>&lt;COMPANY NAME&gt;</b>			
<COMPANY ADDRESS>			
<PHONE NUMBER>			
STEEL SCOPE: <SCOPE>			
PROJ. / CLIENT: <CONTRACTOR>			
BUILDING: <BUILDING/SCOPE>			
LOCATION: <LOCATION>			
DATE: <DATE>			STATUS: Not Set
DRAWN BY: MJW		JOB NO:	SHEET NO: 248
CHECKED BY:			REV: C

Mark	Quantity	Description	Length	Grade	Part weight	Total weight
L17-CV-004-S1						
B249	4					
B249	4	L2X2X3/16	3'-2 3/16"	S304	7.91	31.64
	4				7.91	31.64
	4				<b>TOTAL:</b>	<b>31.64</b>



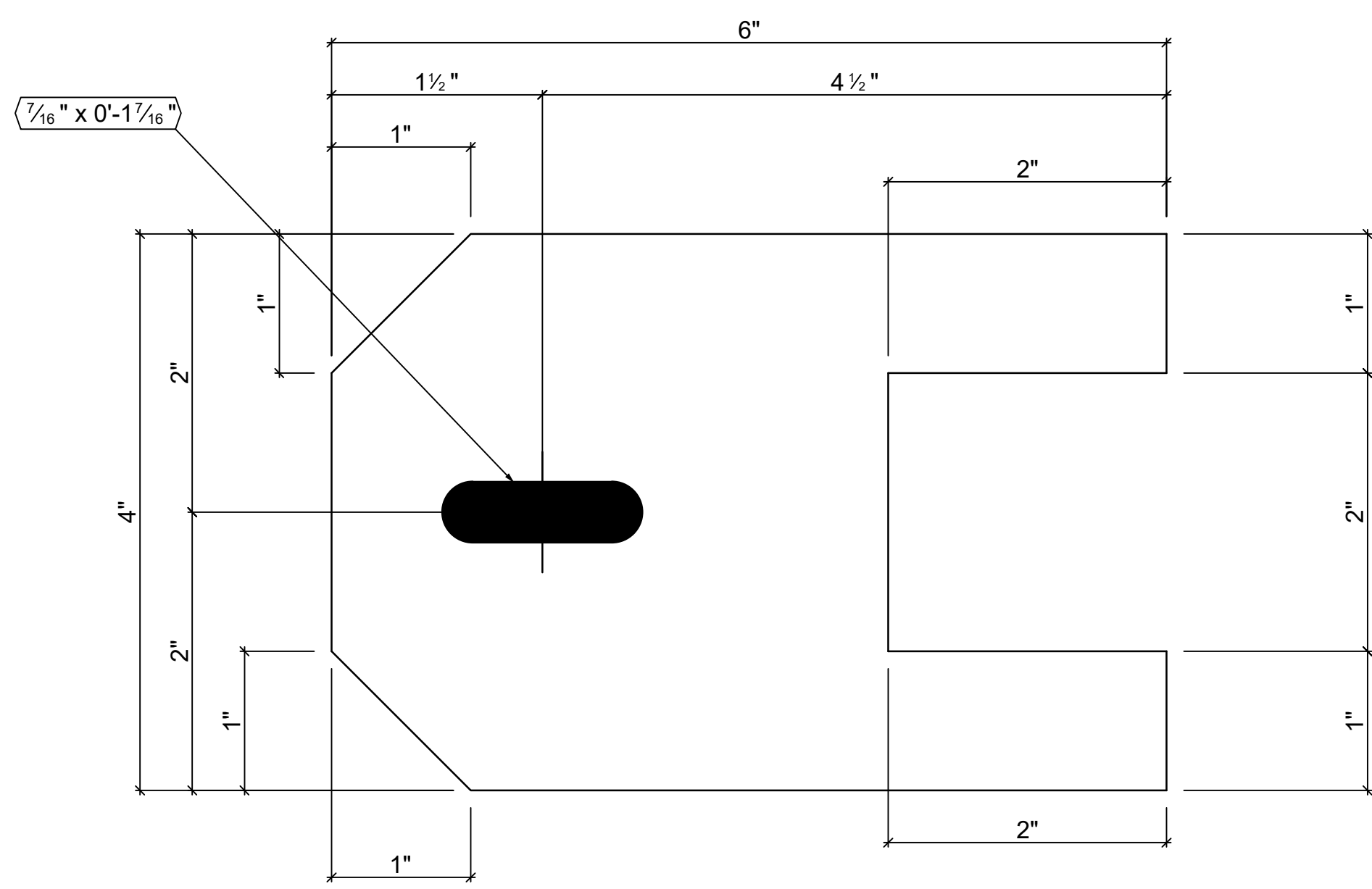
4 - **B249** L2X2X3/16  
Grid reference

REV.	Date	BY	Description
B	5/15/2023	MJW	FOR APPORVAL - PER JP REVIEW
C	5/18/2023	MJW	FOR APPROVAL - PER JP CULLEN REVIEW

<b>&lt;COMPANY NAME&gt;</b>			
<COMPANY ADDRESS>			
<PHONE NUMBER>			
STEEL SCOPE: <SCOPE>			
PROJ. / CLIENT: <CONTRACTOR>			
BUILDING: <BUILDING/SCOPE>			
LOCATION: <LOCATION>			
DATE: <DATE>			STATUS: Not Set
DRAWN BY: MJW	JOB NO:	SHEET NO: 249	REV: C
CHECKED BY:			

Mark	Quantity	Description	Length	Grade	Part weight	Total weight
L17-CV-003-S1						
P251	2					
P251	2	PL 3/16"x4"x0'-6"	0'-6"	S304	1.25	2.49
	2				1.25	2.49
	<b>2</b>				<b>TOTAL:</b>	<b>2.49</b>



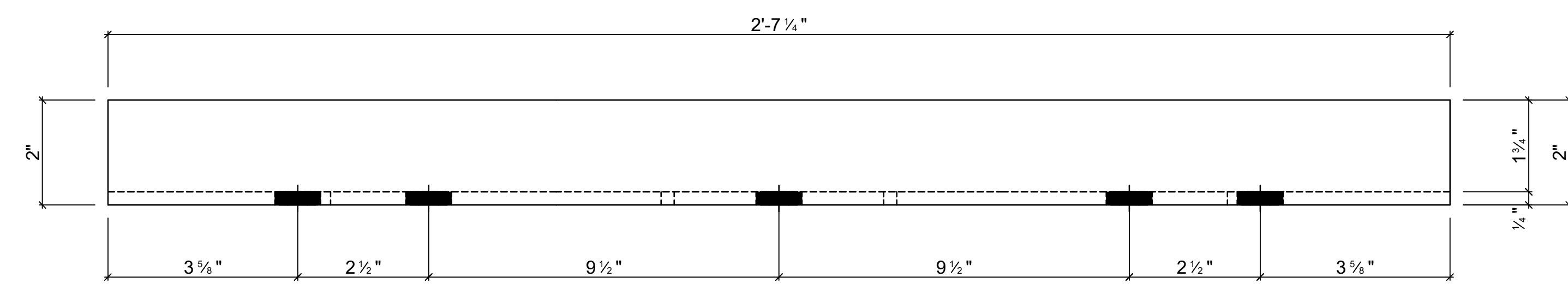
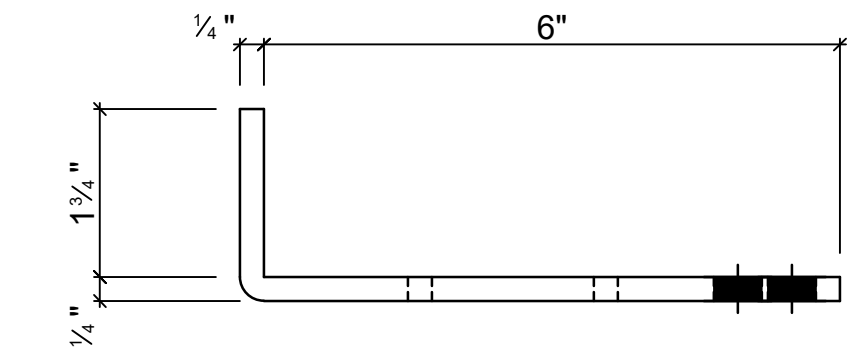
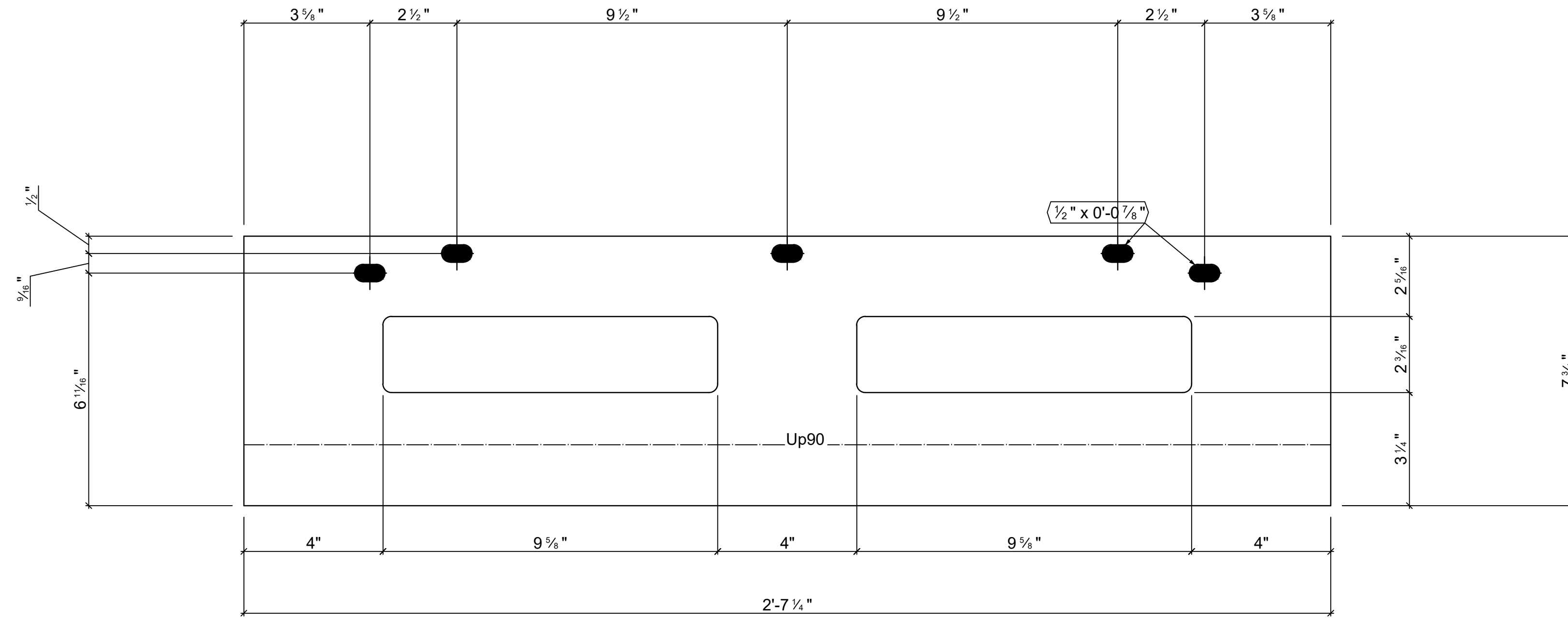
2 - **P251** PL 3/16"x4"x0'-6"

REV.	Date	BY	Description
B	5/15/2023	MJW	FOR APPORVAL - PER JP REVIEW
C	5/18/2023	MJW	FOR APPROVAL - PER JP CULLEN REVIEW

<b>&lt;COMPANY NAME&gt;</b>			
<COMPANY ADDRESS>			
<PHONE NUMBER>			
STEEL SCOPE: <SCOPE>			
PROJ. / CLIENT: <CONTRACTOR>			
BUILDING: <BUILDING/SCOPE>			
LOCATION: <LOCATION>			
DATE: <DATE>			STATUS: Not Set
DRAWN BY: MJW	JOB NO:	SHEET NO: 251	REV: C
CHECKED BY:			



Mark	Quantity	Description	Length	Grade	Part weight	Total weight
L17-CV-003-S1						
P252	1					
P252	1	PL 1/4"x7-3/4"x2'-7 1/4"	2'-7 1/4"	S304	17.50	17.50
	1				17.50	17.50
	1				<b>TOTAL:</b>	<b>17.50</b>



1 - **P252** PL 1/4"x7-3/4"x2'-7 1/4"

REV.	Date	BY	Description
C	5/18/2023	MJW	FOR APPROVAL - PER JP CULLEN REVIEW
<b>&lt;COMPANY NAME&gt;</b>			
<COMPANY ADDRESS>			
<PHONE NUMBER>			
STEEL SCOPE: <SCOPE>			
PROJ. / CLIENT: <CONTRACTOR>			
BUILDING: <BUILDING/SCOPE>			
LOCATION: <LOCATION>			
DATE: <DATE>			STATUS: Not Set
DRAWN BY: MJW	JOB NO:	SHEET NO: 252	REV: C
CHECKED BY:			