


HYDRAULIC DOCK LEVELER




* LHP Series 7'x8' 35,000 CIR with Clean Sweep Frame shown




- ▶ Push Button Control Box
- ▶ Four Sided Box Construction
- ▶ Efficient Frame and Deck Design
- ▶ Fully Hydraulic Lip Activation
- ▶ Lockout/Tagout Maintenance Strut
- ▶ Night Locks/Cross Traffic Support
- ▶ Velocity Safety Stop
- ▶ Translucent Reservoir
- ▶ Low Maintenance Design
- ▶ Full Range Toe Guards
- ▶ DB-13 Molded Rubber Bumpers
- ▶ Single Phase Power
- ▶ Made in the USA



Translucent Hydraulic Reservoir.



Fully Hydraulic Yieldable Lip Cylinder.



Box construction deck with an efficient deck and frame design.

OPERATION

The Poweramp LHP Series utilizes a hydraulic operation with push-button activation. The dock attendant simply depresses and holds the raise button on the dock controls, which raises the leveler and extends the lip automatically. Releasing the raise button will permit the leveler to float down to the bed of the truck. The standard lip is 16" and operating range is 12" above and 12" below dock level. The platform is designed to compensate for canted truck beds up to 4" and remain flush with the dock floor.

HYDRAULICS & ELECTRICAL

The deck is raised with a main hydraulic cylinder, and lip with a fixed but fully yieldable lip cylinder. Platform free-fall protection is accomplished with an externally mounted, non-adjustable velocity fuse.

The 1.25 HP (TENV) motor provides a smooth and quiet operation. All control components, connections and wiring are UL listed or recognized. Control panels are manufactured in Poweramp's UL-approved control panel shop.

SAFETY FEATURES

- Externally mounted, non-adjustable velocity fuse is used to prevent free fall of the platform.
- Full range telescoping toe guards close off sides even in highest position and through entire operation.
- Built in lockout/tagout maintenance inspection strut.
- Lip keepers for cross traffic support and automatic night lock security against theft.


VEHICLE RESTRAINTS AND ACCESSORIES

For a safer loading dock, all Poweramp levelers can be equipped with a light communication system and vehicle restraints, which help prevent unexpected trailer departure from the loading dock. A Bar-Lift Safety Barrier is also available to prevent forklift trucks from driving over the dock edge.



CONSTRUCTION

The LHP Series utilizes cost-effective hydraulic technology with an efficient deck and frame design to produce a reliable, price sensitive hydraulic dock leveler. It has a maximum Comparative Industry Rating (CIR) of 40,000 lbs. All Poweramp Levelers are built with a durable four-sided construction. The deck on the LHP is supported by 6" roll formed C channels (25k and 35k CIR) or 6" structural channels (40k CIR), fully gusseted and welded to the front and rear header.



LHP Series Common Options

- ▶ Vehicle Restraint
- ▶ Integrated Control Panel
- ▶ Custom Interlocking
- ▶ Extended Lip Sizes (18" and 20")
- ▶ Weather Seal (Brush or Rubber)
- ▶ 3-Wheel Offset Forklift Protection
- ▶ Laminated Dock Bumpers
- ▶ Dock Lights

Model - Nominal Size

▶ LHP66	6' x 6'	LHP658	6'6" x 8'
▶ LHP68	6' x 8'	LHP76	7' x 6'
▶ LHP656	6'6" x 6'	LHP78	7' x 8'

Capacity Range 25,000 - 40,000 lbs.



W194 N11481 McCormick Drive • Germantown, WI 53022
Phone: 1.800.643.5424 • Email: sales@poweramp.com

www.poweramp.com

DISTRIBUTED BY: