

1981

1	2	3	4	5	6	7	8	9	10	11	12	13	14	15	16
SYSTEM	PAGE	WIRING COLOR KEY PRIMARY COLORS		COMPONENT	PAGE LOC	COMPONENT	PAGE LOC	COMPONENT	PAGE LOC	COMPONENT	PAGE LOC	COMPONENT	PAGE LOC		
AIRCONDITIONER AND/OR HEATER.....	8	BLACK BK		ALTERNATOR.....	2 A1	LAMP CONTINUED...	9 D10	RECEIVER CONTINUED...	8 E7	SWITCH CONTINUED...	4 B8				
CHARGE, START, RUN.....	2	BROWN BR		40 AMP.....	2 B3	DOME/ MAP SWITCH.....	9 E3	STEREO TAPE/ AM/FM/MPX RADIO.....	8 E7	FUEL PUMP.....	3 E5				
ENGINE COMPARTMENT LAMP.....	10	TAN T		60 AMP.....	2 B4	DOME/ MAP SWITCH.....	9 E3	REGULATOR.....	2 E1	GEAR SHIFT NEUTRAL.....	3 E5				
EXTERIOR LIGHTING.....	5	RED R		70 AMP.....	2 B4	DUAL BRAKE WARNING INDICATOR.....	3 B3	ALTERNATOR.....	2 E1	GEAR SHIFT NEUTRAL.....	6 B1				
HEATED BACKLITE.....	6	PINK PK		AMMETER.....	2 B15	ENGINE COMPARTMENT.....	10 D7	INSTRUMENT CLUSTER VOLTAGE.....	3 C5	HEADLAMP.....	9 B2				
HORN WITH SPEED CONTROL.....	11	ORANGE O		AMPLIFIER.....	3 C4	GLYVE BOX SWITCH.....	3 C14	RELAY.....	6 C14	IGNITION.....	1 D5				
ILLUMINATION LAMPS.....	8	YELLOW Y		SPEED CONTROL.....	11 C5	HEATED BACKLITE WARNING IND.....	F E15	BACK WINDOW HEAT CONTROL.....	6 C14	IGNITION KEY WARNING.....	3 D8				
IMMERSION HEATER.....	10	DARK GREEN DG		ARMATURE.....	9 E16	HEATER CONTROLS ILLUMINATION.....	8 C4	CARBURETOR CHOKE CONTROL.....	4 C7	L.H. POWER DOOR LOCK.....	6 D9				
POWER DISTRIBUTION.....	1	LIGHT GREEN LG		LUGGAGE COMP DOOR LATCH.....	9 E16	HI BEAM INDICATOR.....	5 F4	CARBURETOR CHOKE CONTROL.....	4 C7	LUGGAGE COMP DOOR LOCK.....	9 A16				
POWER DOOR LOCKS.....	6	DARK BLUE DB		BACKLITE HEATED.....	6 E16	I/P ASH TRAY ILLUMINATION.....	8 D1	ELECTRIC FUEL PUMP.....	4 D12	OIL PRESSURE.....	2 E16				
PROTECTION AND CONVENIENCE.....	9	LIGHT BLUE LB		BATTERY.....	1 B3	L.H. FRONT SIDE MARKER.....	5 D9	ENGINE COOLING FAN MOTOR.....	4 C15	OIL PRESSURE.....	4 E7				
RADIO.....	7	PURPLE P		12 VOLT.....	1 B3	L.H. LICENSE.....	6 C6	EXH GAS RECIRC SOL VAC VALVE.....	4 B3	PARK BRAKE SIGNAL LAMP.....	3 D15				
WINDSHIELD WIPER/WASHER.....	11	GRAY GY		12 VOLT.....	2 B4	L.H. LO BEAM HEAD.....	5 D10	LIGHT SENSOR.....	4 B15	R.H. POWER DOOR LOCK.....	6 D13				
		WHITE W		CAPACITOR.....	2 F3	L.H. FRONT PARK & T/S.....	5 D11	STARTER MOTOR.....	1 B4	REAR WINDOW WASHER.....	11 C10				
		HASH (H)		RADIO IGNITION INTERFERENCE.....	2 F3	L.H. STOP AND PARK.....	6 E4	STARTER MOTOR.....	2 B6	REAR HATCH COURTESY LAMP.....	9 C13				
		DOT (D)		RADIO RECEIVER SUPPRESSION.....	3 B5	L.H. STOP AND PARK.....	6 E5	RESISTOR.....	8 D9	SEAT BELT BUCKLE.....	3 D14				
		STRIP IS UNDERSTOOD AND HAS NO COLOR KEY		CLOCK.....	9 C15	L.H. TURN INDICATOR.....	5 F5	BLOWER MOTOR.....	8 D9	SEAT BELT WARNING INDICATOR.....	3 B14				
				COIL.....	2 D8	LUGGAGE COMPARTMENT.....	9 F13	BLOWER MOTOR.....	8 F11	SPEED CONTROL.....	11 D2				
				IGNITION.....	2 D8	PRNDL ILLUMINATION (FLOOR).....	6 D2	SENDER.....	3 E13	STOPLAMP.....	11 A5				
				CONTROL AM RADIO RR SPEAKER VOLUME.....	7 D4	R.H. BACKUP.....	6 E2	FUEL GAUGE.....	3 E13	TURN AND EMERGENCY SIGNAL.....	5 C5				
				DISTRIBUTOR.....	2 D5	R.H. FRONT SIDE MARKER.....	5 D16	WATER TEMPERATURE INDICATOR.....	3 F1	W/S/W WASHER.....	11 B11				
				2.3 LITER BREAKERLESS.....	2 D5	R.H. HI BEAM HEAD.....	5 D15	SERYO.....	11 F5	W/S/W WASHER.....	11 B14				
				2.8 LITER BREAKERLESS.....	2 F5	R.H. LICENSE.....	6 C7	SPEED CONTROL.....	11 F5	A/C CONTROL.....	8 D11				
				8 CYL 302 BREAKERLESS.....	2 E5	R.H. LO BEAM HEAD.....	5 D14	SOLENOID.....	8 F12						
				FLASHER.....	5 C7	R.H. FRONT PARK & T/S.....	5 U13	A/C CLUTCH.....	8 F12						
				EMERGENCY WARNING.....	5 C7	R.H. STOP AND PARK.....	6 E6	A/C CLUTCH.....	8 D13						
				TURN SIGNAL.....	5 B6	R.H. STOP AND PARK.....	6 F8	A/C CLUTCH.....	8 D14						
				GAUGE.....	3 B12	R.H. TURN INDICATOR.....	5 F7	CARB THROTTLE EMISSION CONT.....	3 F4						
				FUEL.....	3 B12	SEAT BELTS WARNING INDICATOR.....	3 D13	CARB THROTTLE EMISSION CONT.....	8 E12						
				WATER TEMP.....	3 B2	STEREO INDICATOR.....	7 A8	CARBURETOR FLOAT BOWL VENT.....	3 F3						
				GVERNOR.....	11 C14	LIGHTER.....	10 D4	EXHAUST GAS RECIRC VAC VALVE.....	4 E4						
				W/S WIPER.....	11 C14	CIGAR.....	10 D5	SPEAKER.....	7 D9						
				HEATER.....	10 D1	CIGAR.....	10 D5	R.H. FRONT RADIO RECEIVER.....	7 D9						
				ENGINE BLOCK.....	10 D1	MODULATOR.....	2 D15	R.H. FRONT RADIO RECEIVER.....	7 C16						
				HORN.....	5 E3	BREAKERLESS IGNITION.....	2 D15	RADIO RECEIVER.....	7 E1						
				HIGH PITCH.....	5 E3	MOTOR.....	4 D12	RADIO RECEIVER.....	7 D1						
				LAMP.....	8 C4	BLOWER.....	8 C9	RADIO RECEIVER.....	7 D6						
				A/C & HEATER CONTROLS ILLUM.....	8 C4	BLOWER.....	8 B11	RADIO RECEIVER.....	7 C10						
				CLOCK ILLUMINATION.....	3 B5	FUEL PUMP.....	4 D8	RADIO RECEIVER REAR SEAT.....	7 F2						
				CLUSTER ILLUMINATION.....	8 B7	STARTER.....	2 B6	RADIO RECEIVER REAR SEAT.....	7 F4						
				CLUSTER ILLUMINATION (S).....	8 B8	W/S WASHER PUMP.....	11 E9	RADIO RECEIVER REAR SEAT.....	7 F8						
				CLUSTER ILLUMINATION (S).....	8 C4	W/S WASHER PUMP.....	11 F14	RADIO RECEIVER REAR SEAT.....	7 F8						
				CONSOLE ASH TRAY ILLUMINATION.....	8 B6	W/S WIPER.....	11 E10	RADIO RECEIVER REAR SEAT.....	7 E10						
				DOME.....	9 D9	W/S WIPER.....	11 F12	RADIO RECEIVER REAR SEAT.....	7 E16						
						PANEL FUSE.....	1 B3	SWITCH.....	8 B13						
						RECEIVER.....	7 B2	A/C CLUTCH.....	8 B13						
						AM RADIO.....	7 B2	BACK WINDOW HEAT CONTROL.....	6 A13						
						AM RADIO.....	8 D5	BACKUP LAMP.....	6 B3						
						AM WITH STEREO TAPE RADIO.....	8 D7	BACKUP LAMP.....	6 B4						
						AM/FM MANAURAL RADIO.....	7 B3	CARB IDLE THERMACTOR AIR DUMP.....	4 D2						
						AM/FM MANAURAL RADIO.....	8 E6	COURTESY LAMP.....	3 B5						
						AM/FM/MPX RADIO.....	7 B4	COURTESY LAMP.....	3 B7						
						CASSETTE AM/FM/MPX RADIO.....	7 B7	DUAL BRAKE WARNING.....	3 E3						
						STEREO TAPE/ AM/FM/MPX RADIO.....	7 A12	FAN MOTOR.....	4 E10						
								FAN MOTOR.....	4 E16						

BULB CHART

LAMP DESCRIPTION	TRADE NUMBER	LAMP DESCRIPTION	TRADE NUMBER
A/C & HEATER CONTROLS ILLUM.....	161	R.H. FRONT PARK & T/S.....	1157
CLOCK ILLUMINATION.....	194	R.H. STOP AND PARK.....	1157
CLUSTER ILLUMINATION.....	194	R.H. TURN INDICATOR.....	194
CONSOLE ASH TRAY ILLUMINATION.....	194	SEAT BELTS WARNING INDICATOR.....	194
DOME.....	306	STEREO INDICATOR.....	1892
DOME/ MAP SWITCH.....	212-2	AM RADIO.....	1893
DOME/ MAP SWITCH.....	906 1816	AM WITH STEREO TAPE RADIO.....	1893
DUAL BRAKE WARNING INDICATOR.....	194	AM/FM MANAURAL RADIO.....	1893
ENGINE COMPARTMENT.....	89	AM/FM/MPX RADIO.....	1892
GLYVE BOX SWITCH.....	1816	AM/FM/MPX RADIO.....	1893
HEATED BACKLITE WARNING IND.....	2162	CASSETTE AM/FM/MPX RADIO.....	1893
HEATER CONTROLS ILLUMINATION.....	161	STEREO TAPE/ AM/FM/MPX RADIO.....	37
HI BEAM INDICATOR.....	194		
I/P ASH TRAY ILLUMINATION.....	1892		
L.H. BACKUP.....	1156		
L.H. FRONT SIDE MARKER.....	194		
L.H. HI BEAM HEAD.....	H-4651		
L.H. LICENSE.....	168		
L.H. LO BEAM HEAD.....	H-4656		
L.H. FRONT PARK & T/S.....	1157		
L.H. STOP AND PARK.....	1157		
L.H. TURN INDICATOR.....	194		
LUGGAGE COMPARTMENT.....	89		
PRNDL ILLUMINATION (FLOOR).....	1893		
R.H. BACKUP.....	1156		
R.H. FRONT SIDE MARKER.....	194		
R.H. HI BEAM HEAD.....	H-4651		
R.H. LICENSE.....	168		
R.H. LO BEAM HEAD.....	H-4656		

devel

WIRING COLOR KEY (PRIMARY COLORS)

BLACK	BK
BROWN	BR
TAN	T
RED	R
PINK	PK
ORANGE	O
YELLOW	Y
DARK GREEN	DG
LIGHT GREEN	LG
DARK BLUE	DB
LIGHT BLUE	LB
PURPLE	P
GRAY	GY
WHITE	W
HASH	(H)
DOT	(D)

The presence of a tracer on the wire is indicated by a secondary color followed by an "H" for Hash or a "D" for Dot. A stripe is understood if no letter follows.

GROUND CODES

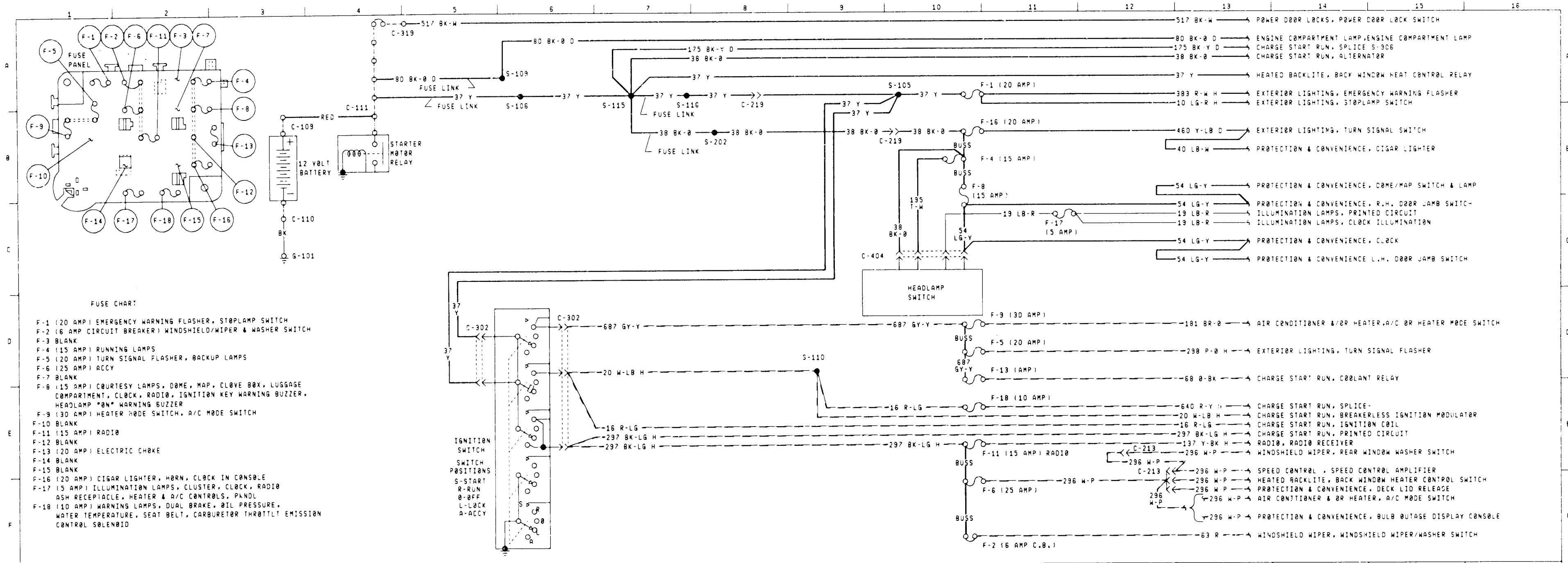
SPLICE CODES

ELECTRICAL SYSTEMS 1981 MUSTANG/CAPRI
EFFECTIVE P.C.R. INDEX-SYSTEM AND COMPONENT
SUPERSEDES DATE 7-7-80

BEPE ELECT INST MAN PAGE E12-900-INDEX
SERVICE AND TRAINING MAN PAGE INDEX

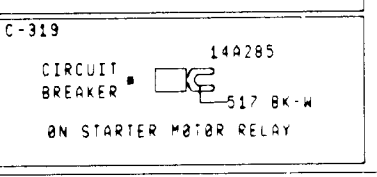
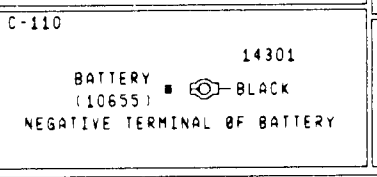
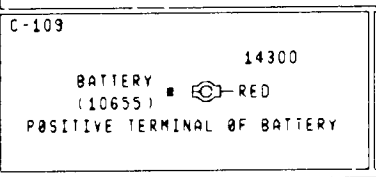
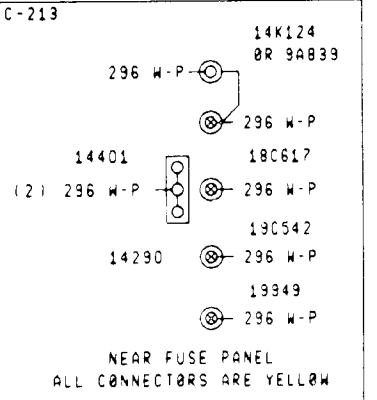
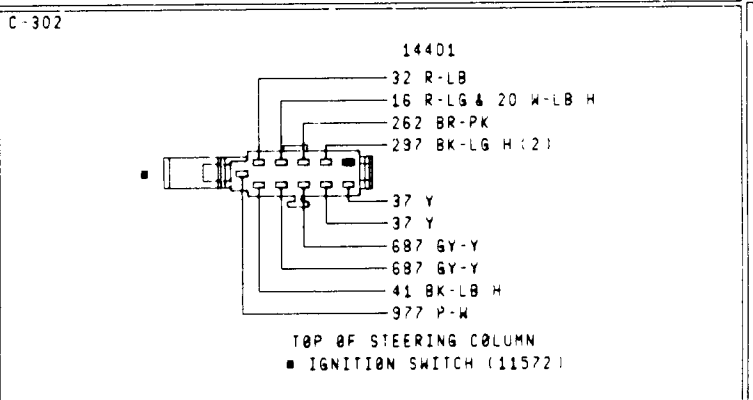
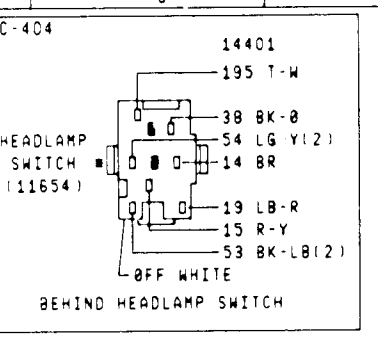
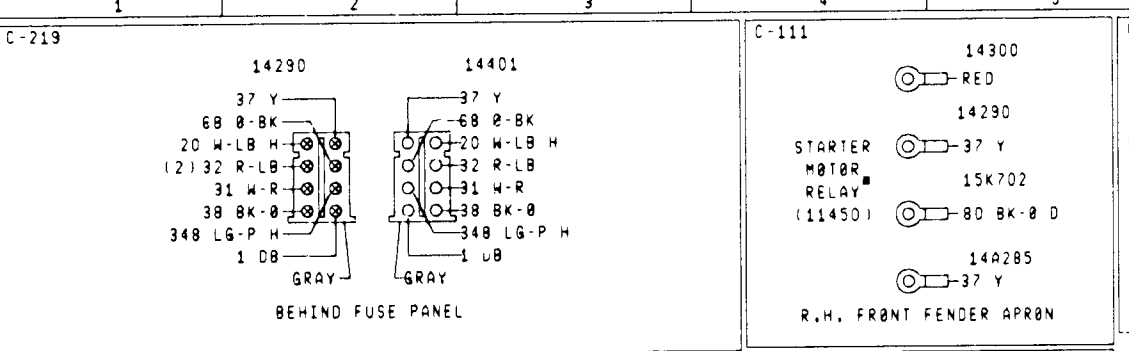
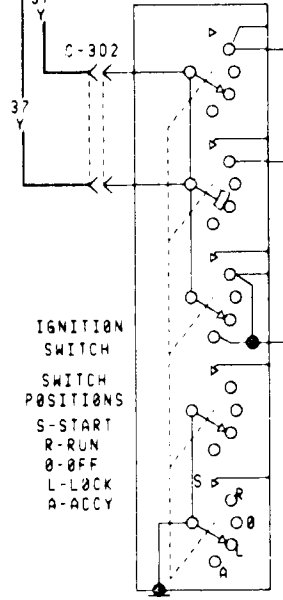
MUSTANG-CAPRI

365-198E-81



FUSE CHART

- F-1 (20 AMP) EMERGENCY WARNING FLASHER, STOPLAMP SWITCH
- F-2 (6 AMP CIRCUIT BREAKER) WINDSHIELD/WIPER & WASHER SWITCH
- F-3 BLANK
- F-4 (15 AMP) RUNNING LAMPS
- F-5 (20 AMP) TURN SIGNAL FLASHER, BACKUP LAMPS
- F-6 (25 AMP) ACCY
- F-7 BLANK
- F-8 (15 AMP) COURTESY LAMPS, DOME, MAP, CLOVE BOX, LUGGAGE COMPARTMENT, CLOCK, RADIO, IGNITION KEY WARNING BUZZER, HEADLAMP "ON" WARNING BUZZER
- F-9 (30 AMP) HEATER MODE SWITCH, A/C MODE SWITCH
- F-10 BLANK
- F-11 (15 AMP) RADIO
- F-12 BLANK
- F-13 (20 AMP) ELECTRIC CHOKE
- F-14 BLANK
- F-15 BLANK
- F-16 (20 AMP) CIGAR LIGHTER, HORN, CLOCK IN CONSOLE
- F-17 (5 AMP) ILLUMINATION LAMPS, CLUSTER, CLOCK, RADIO ASH RECEPTACLE, HEATER & A/C CONTROLS, PANEL
- F-18 (10 AMP) WARNING LAMPS, DUAL BRAKE, OIL PRESSURE, WATER TEMPERATURE, SEAT BELT, CARBURETOR THROTTLE EMISSION CONTROL SOLENOID



GROUND CODES	
S-101	ON DASH BEHIND BATTERY

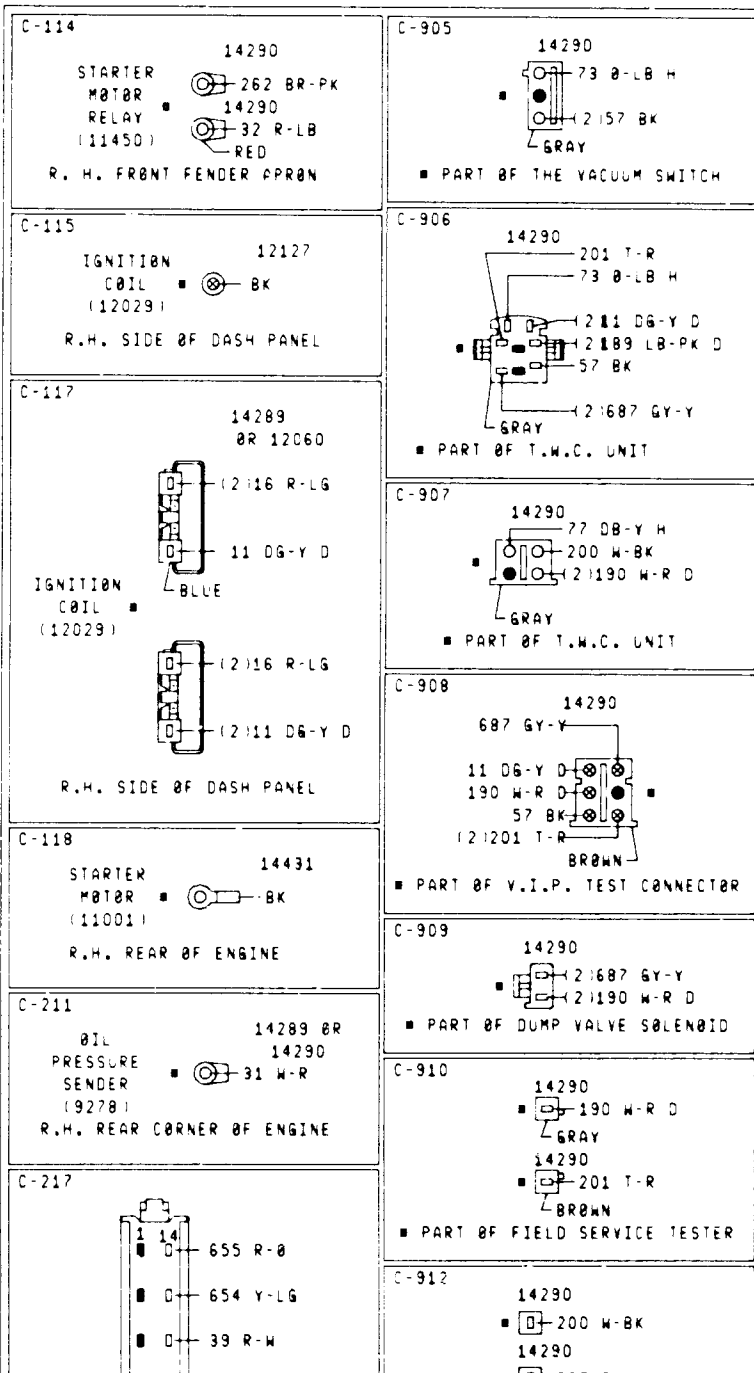
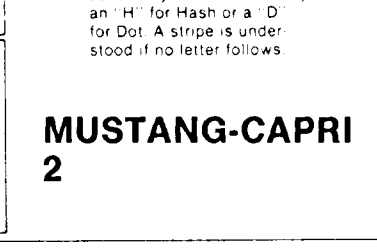
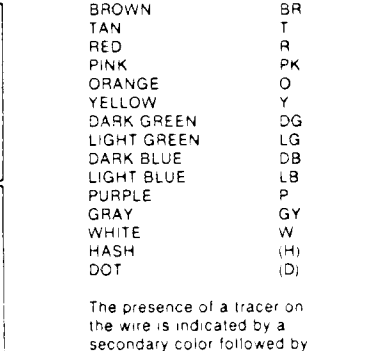
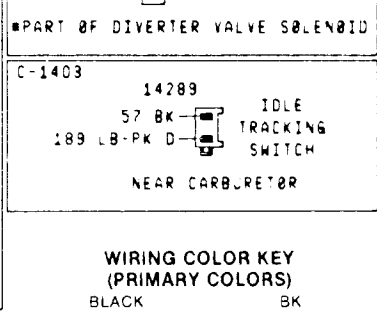
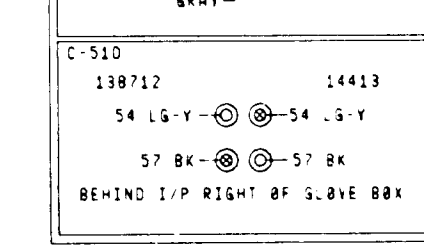
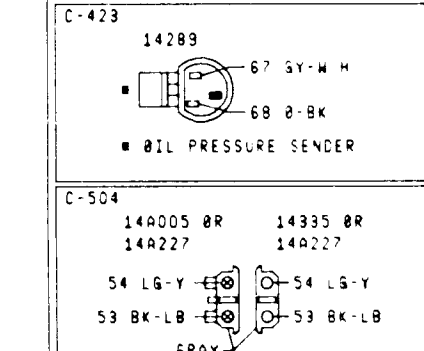
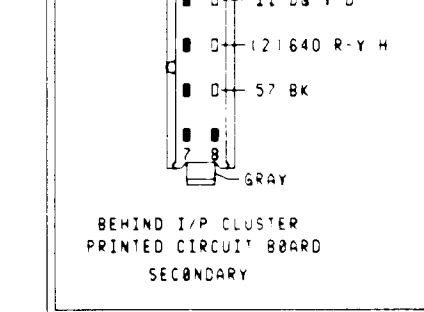
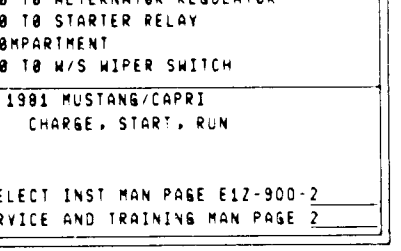
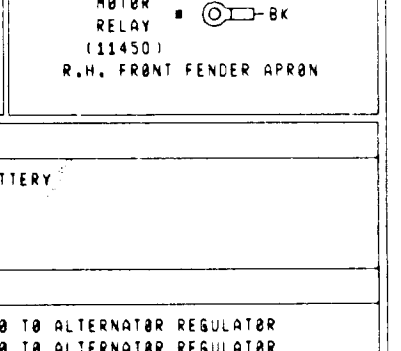
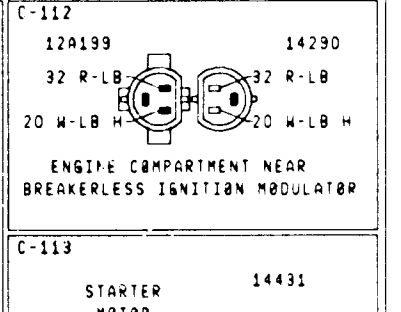
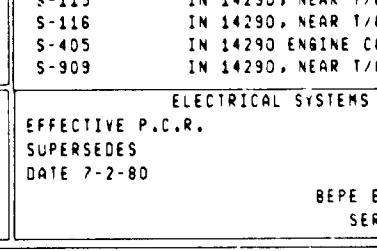
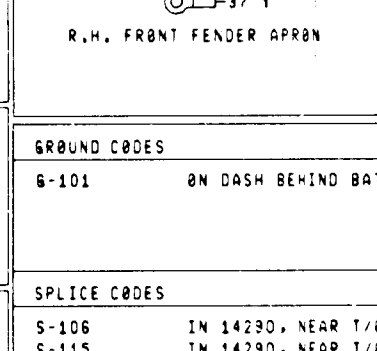
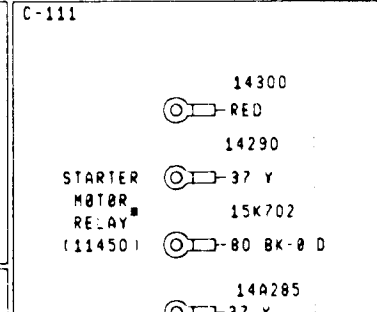
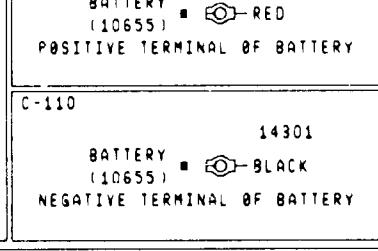
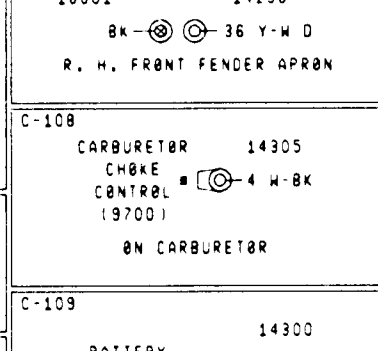
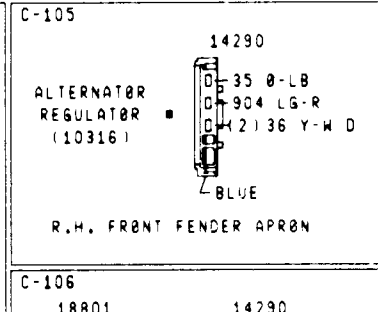
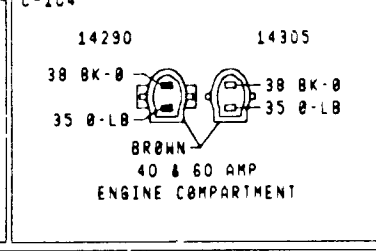
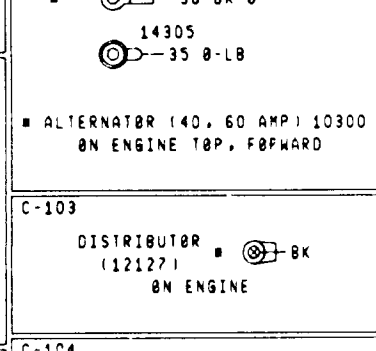
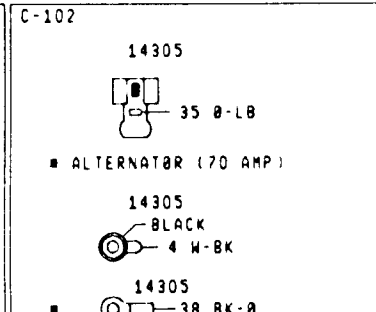
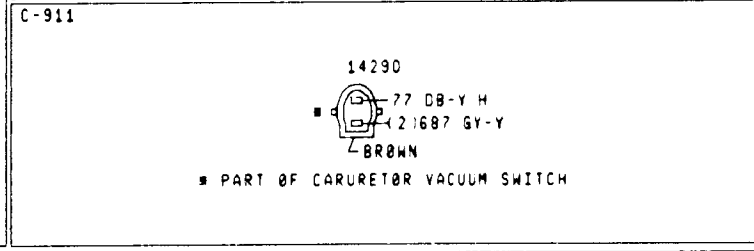
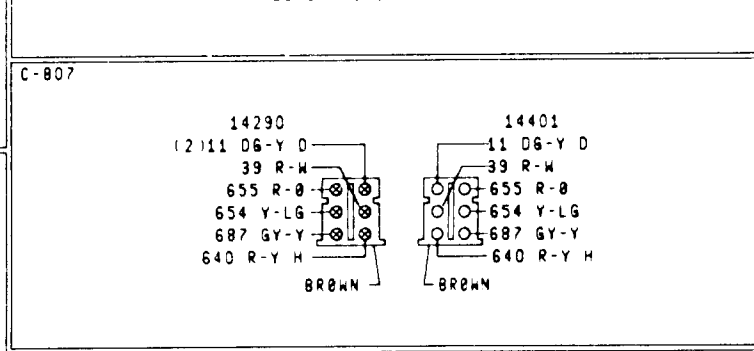
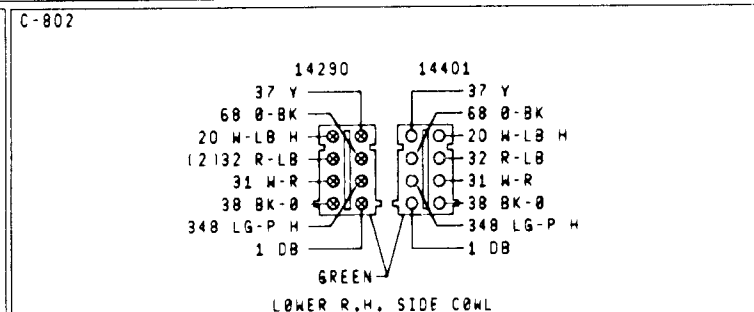
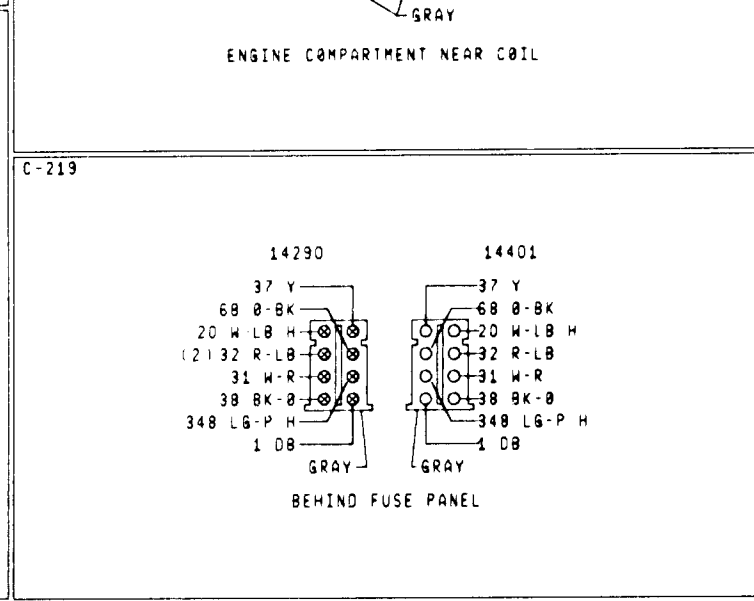
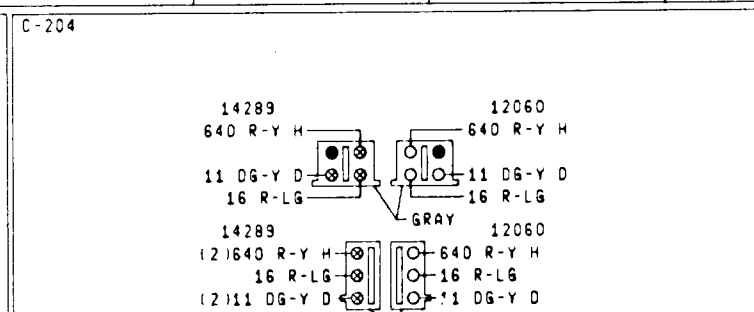
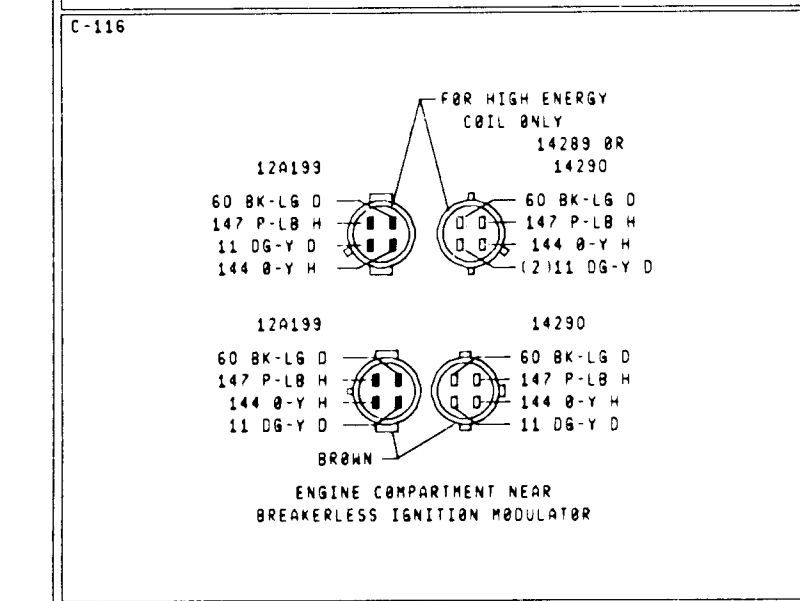
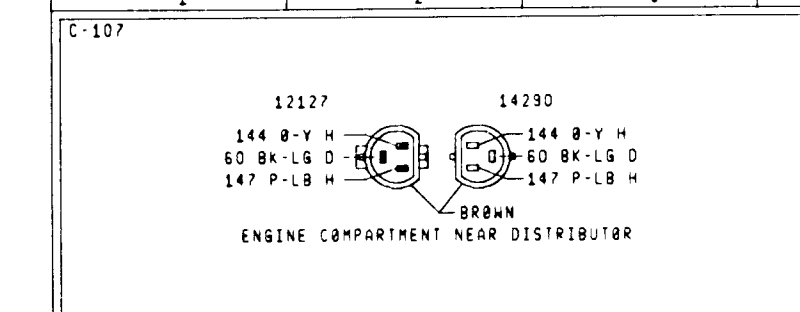
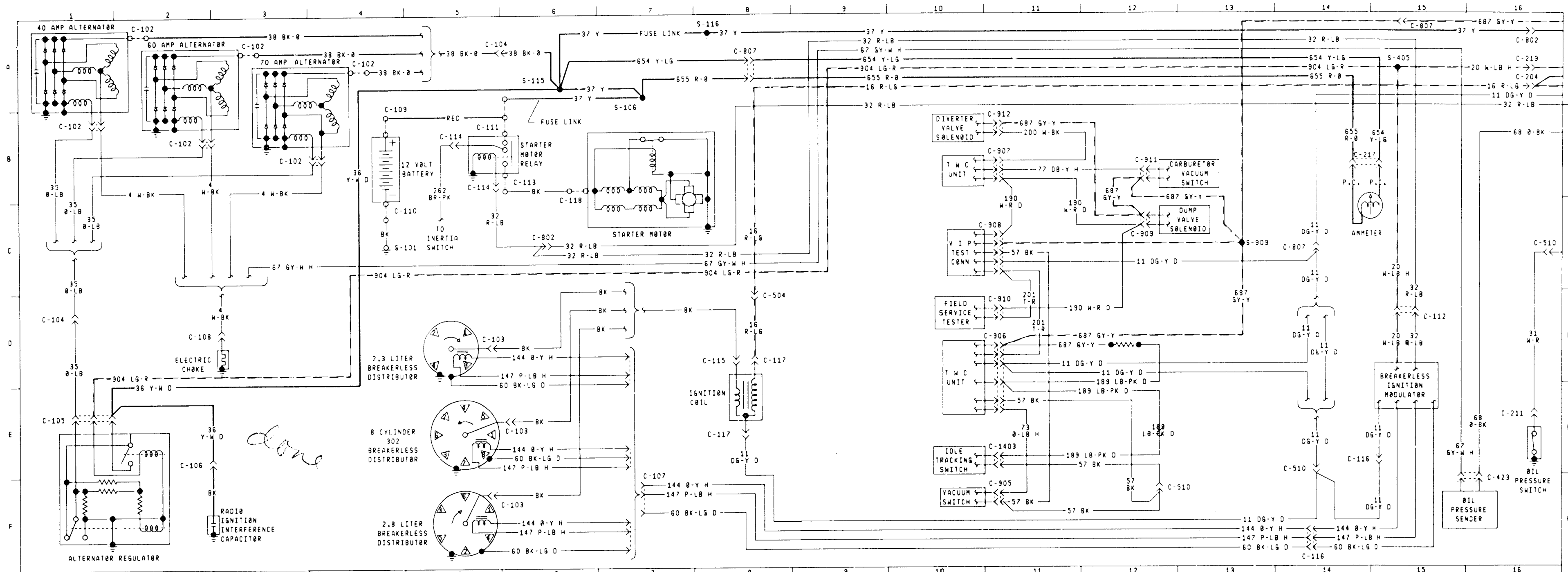
SPLICE CODES	
S-105	IN 14401, NEAR T/8 TO WINDSHIELD WIPER SWITCH
S-106	IN 14290, NEAR T/8 TO ALTERNATOR REGULATOR
S-109	IN 15K702, NEAR T/8 TO STARTER MOTOR RELAY
S-110	IN 14401, NEAR T/8 TO W/S/WIPER SWITCH
S-115	IN 14290, NEAR T/8 TO ALTERNATOR REGULATOR
S-116	IN 14290, NEAR T/8 TO STARTER RELAY
S-202	IN 14290, NEAR T/8 TO STARTER MOTOR RELAY

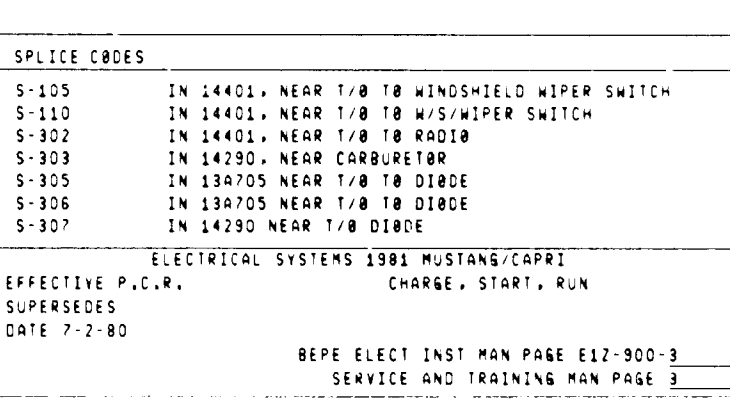
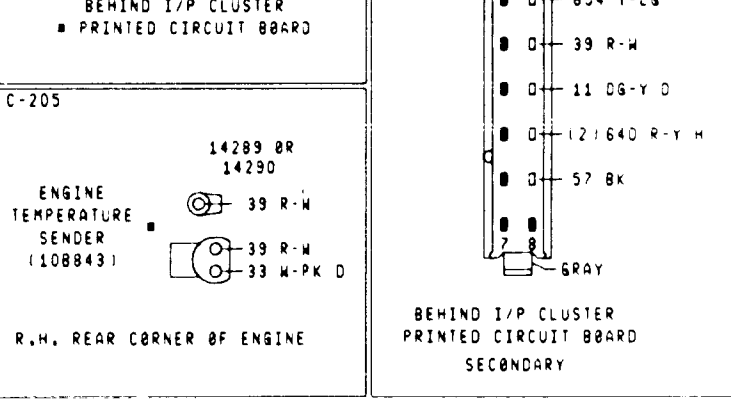
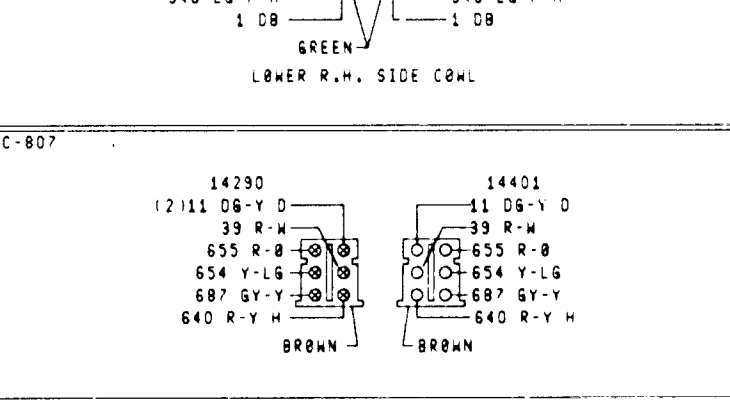
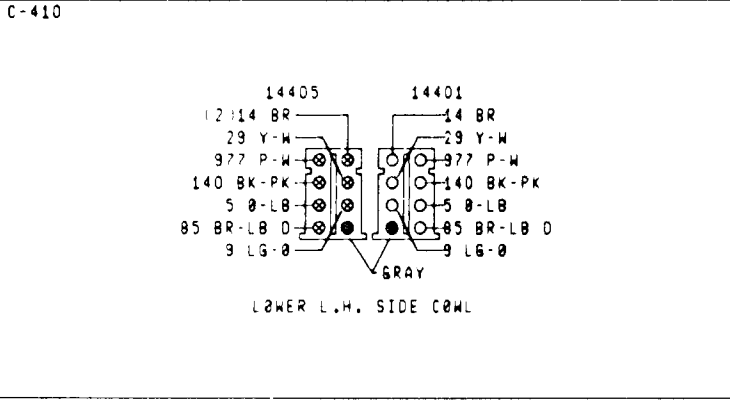
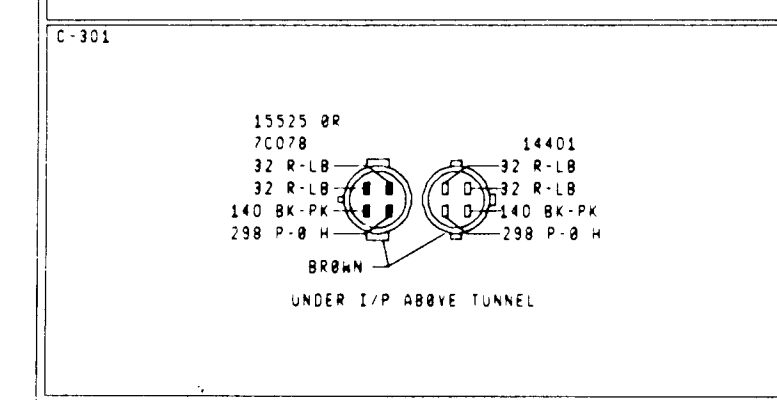
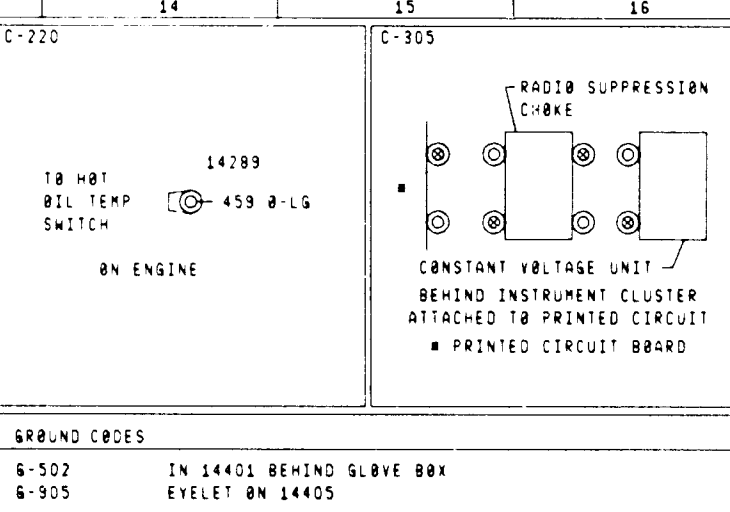
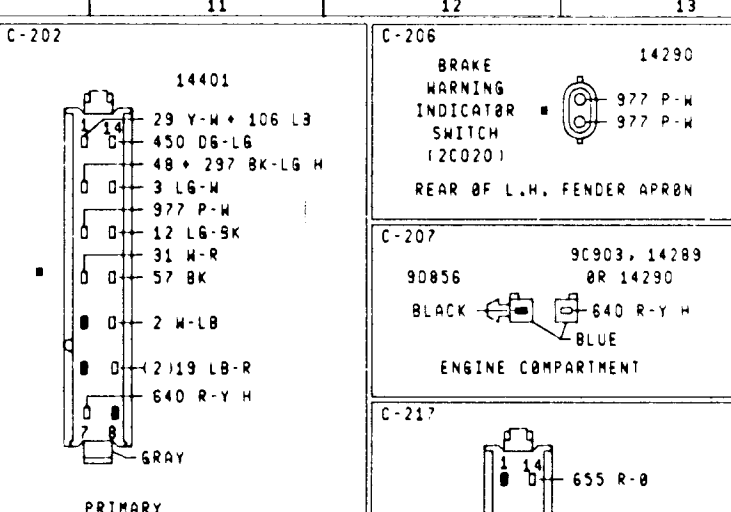
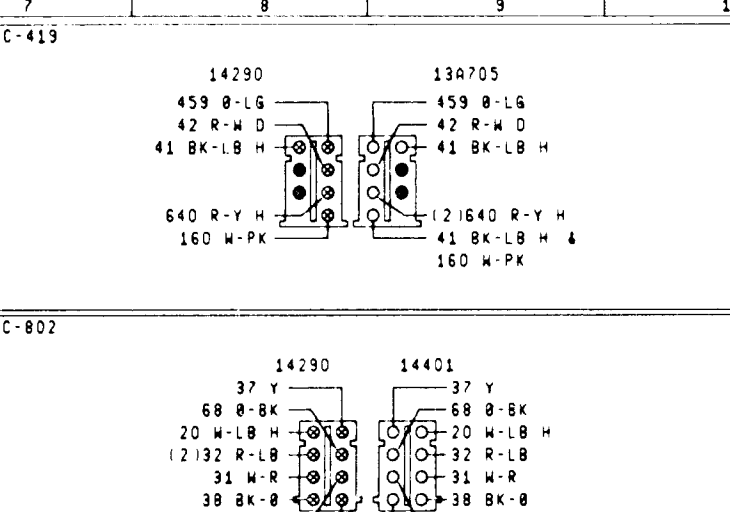
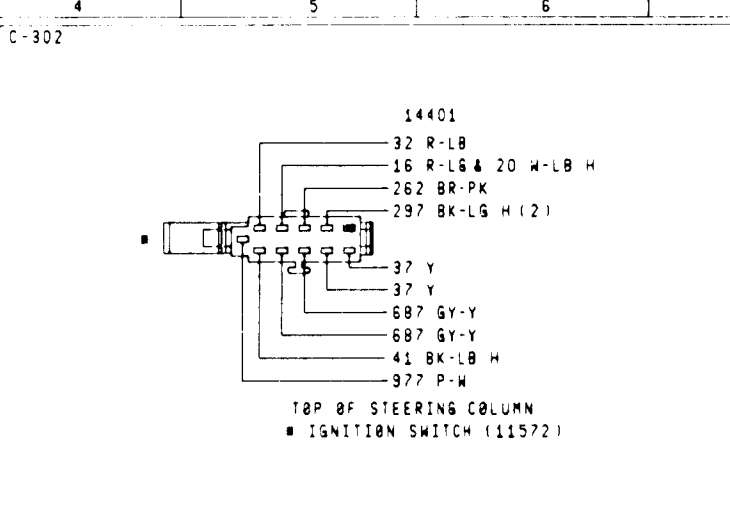
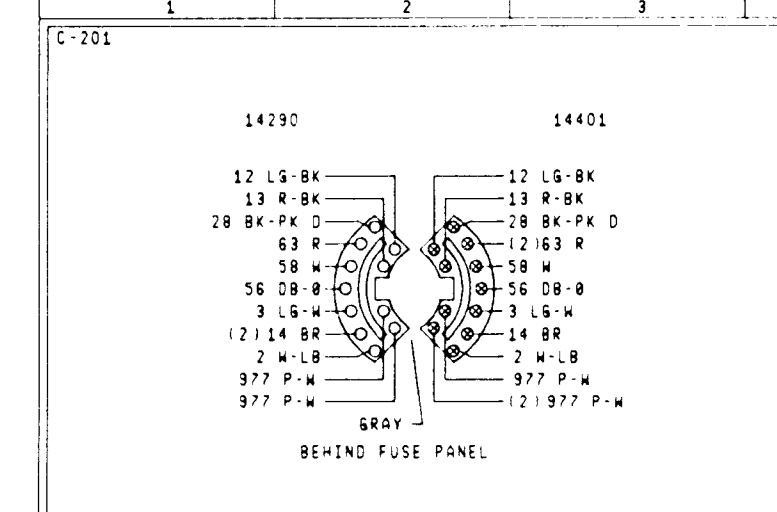
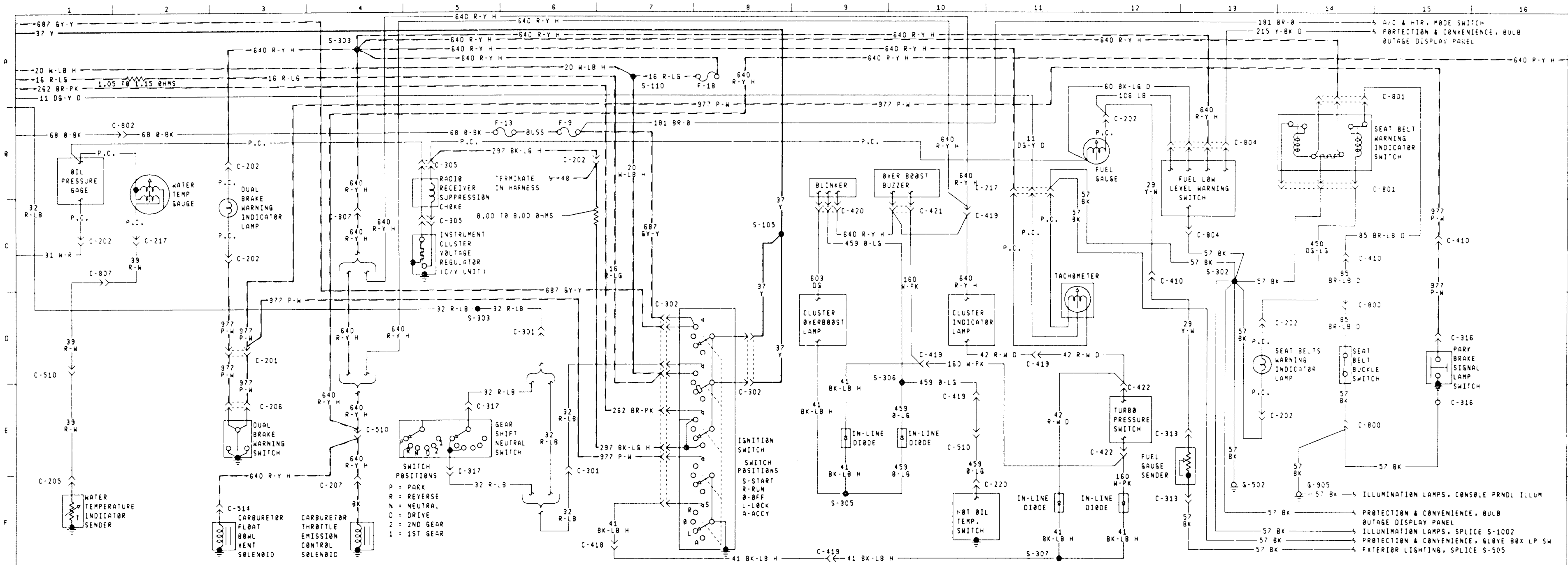
ELECTRICAL SYSTEMS 1981 MUSTANG/CAPRI	
EFFECTIVE P.C.R.	POWER DISTRIBUTION
SUPERSEDES	
DATE 7-2-80	

BEPE ELECT INST MAN PAGE E12-900-1
SERVICE AND TRAINING MAN PAGE 1

WIRING COLOR KEY (PRIMARY COLORS)

BLACK	BK
BROWN	BR
TAN	T
RED	R
PINK	PK
ORANGE	O
YELLOW	Y
DARK GREEN	DG
LIGHT GREEN	LG
DARK BLUE	DB
LIGHT BLUE	LB
PURPLE	P
GRAY	GY
WHITE	W
HASH	(H)
DOT	(D)



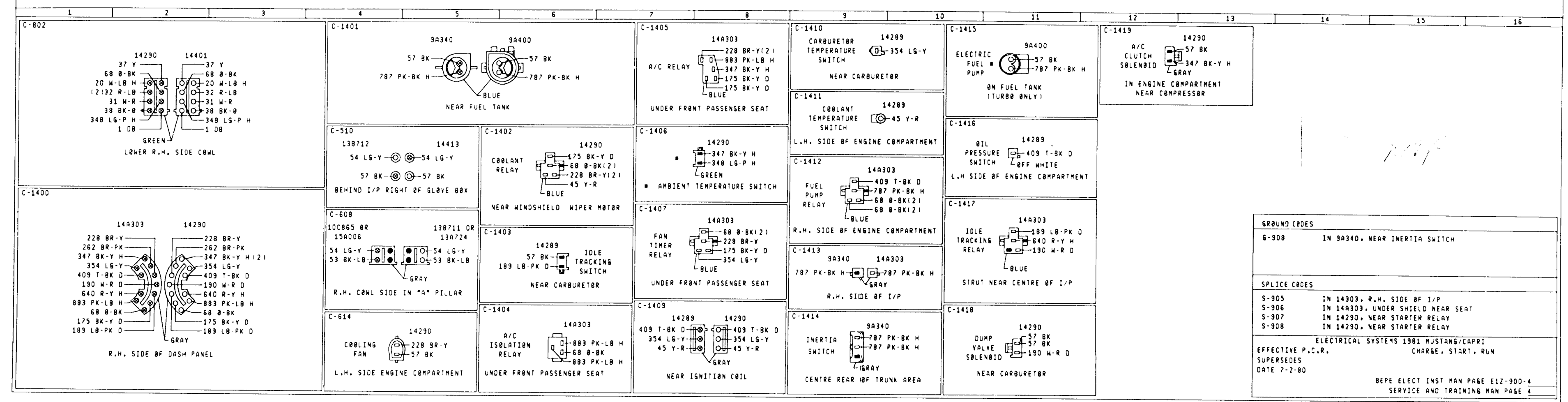
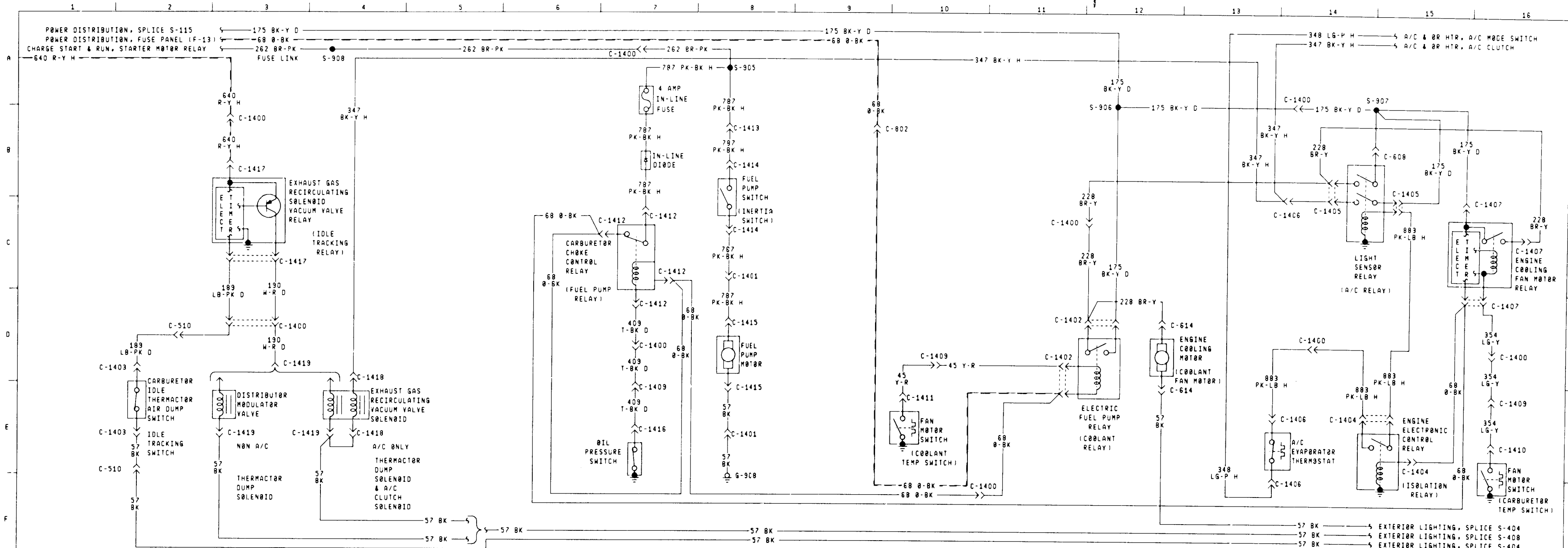


<p>C-313</p> <p>FUEL GAUGE SENDER (19275)</p> <p>FRONT OF FUEL TANK</p>	<p>C-804</p> <p>FUEL LOW LEVEL WARNING SWITCH</p> <p>ABOVE GLOVE BOX LEFT SIDE</p>
<p>C-316</p> <p>PARK BRAKE SIGNAL LAMP SWITCH (15852)</p> <p>ON TOP OF TUNNEL AT PARK BRAKE</p>	
<p>C-317</p> <p>GEAR SHIFT NEUTRAL SWITCH (17A247)</p> <p>L.H. SIDE OF TRANSMISSION HOUSING</p>	
<p>C-418</p> <p>PARK BRAKE WARNING INDICATOR LAMP</p> <p>41 BK-LB H</p>	
<p>C-420</p> <p>BLINKER</p> <p>640 R-Y H</p>	
<p>C-421</p> <p>OVERBOOST BUZZER</p> <p>160 W-PK</p>	
<p>C-422</p> <p>TURBO PRESSURE SWITCH</p> <p>14290</p>	
<p>C-510</p> <p>TEMPERATURE INDICATOR</p> <p>54 LG-Y</p>	
<p>C-514</p> <p>CARBURETOR VENT SWITCH</p> <p>14289</p>	
<p>C-800</p> <p>SEAT BELT WARNING BUZZER</p> <p>14405</p>	
<p>C-801</p> <p>SEAT BELT WARNING INDICATOR</p> <p>14401</p>	

WIRING COLOR KEY (PRIMARY COLORS)

BLACK BK
 BROWN BR
 TAN T
 RED R
 PINK PK
 ORANGE O
 YELLOW Y
 DARK GREEN DG
 LIGHT GREEN LG
 DARK BLUE DB
 LIGHT BLUE LB
 PURPLE P
 GRAY GY
 WHITE W
 HASH H
 DOT D

The presence of a tracer on the wire is indicated by a secondary color followed by an 'H' for Hash or a 'D' for Dot. A stripe is understood if no letter follows.



WIRING COLOR KEY (PRIMARY COLORS)

BLACK	BK
BROWN	BR
TAN	T
RED	R
PINK	PK
ORANGE	O
YELLOW	Y
DARK GREEN	DG
LIGHT GREEN	LG
DARK BLUE	DB
LIGHT BLUE	LB
PURPLE	P
GRAY	GY
WHITE	W
HASH	(H)
DOT	(D)

The presence of a tracer on the wire is indicated by a secondary color followed by an "H" for Hash or a "D" for Dot. A stripe is understood if no letter follows.

GROUND CODES

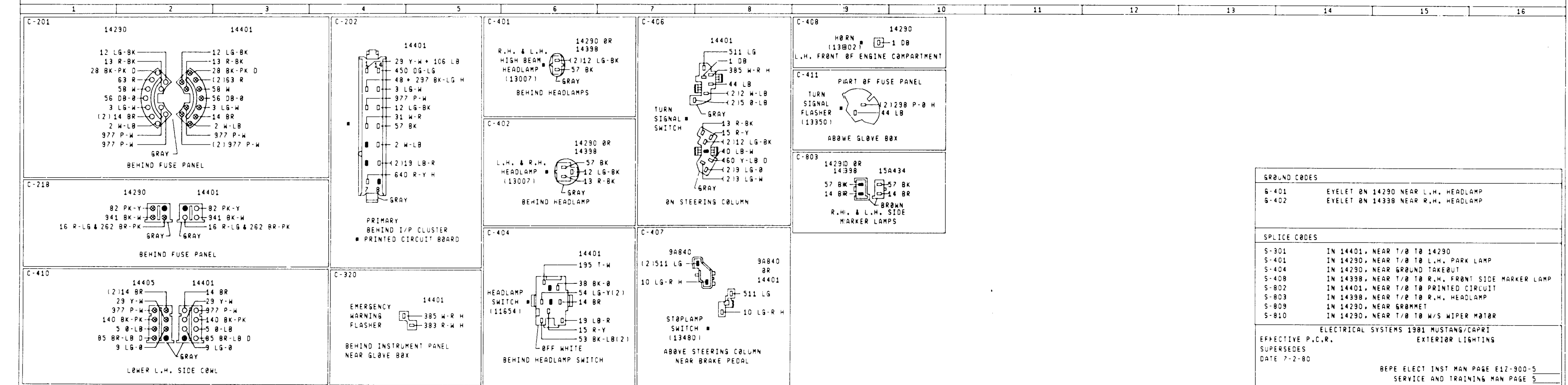
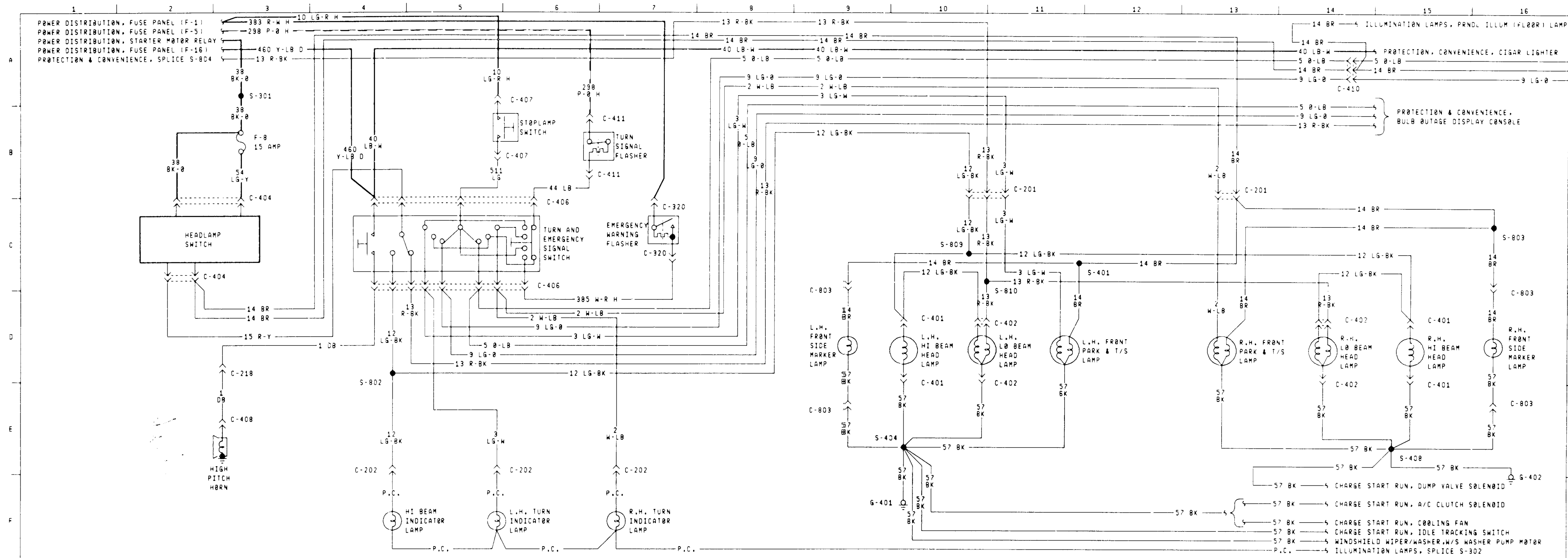
6-908 IN 9A340, NEAR INERTIA SWITCH

SPLICE CODES

S-905 IN 14303, R.H. SIDE OF I/P
 S-906 IN 14A303, UNDER SHIELD NEAR SEAT
 S-907 IN 14290, NEAR STARTER RELAY
 S-908 IN 14290, NEAR STARTER RELAY

ELECTRICAL SYSTEMS 1981 MUSTANG/CAPRI
 EFFECTIVE P.C.R. CHARGE, START, RUN
 SUPERSEDES
 DATE 7-2-80

BEPE ELECT INST MAN PAGE E1Z-900-4
 SERVICE AND TRAINING MAN PAGE 4



WIRING COLOR KEY (PRIMARY COLORS)

BLACK	BK
BROWN	BR
TAN	T
RED	R
PINK	PK
ORANGE	O
YELLOW	Y
DARK GREEN	DG
LIGHT GREEN	LG
DARK BLUE	DB
LIGHT BLUE	LB
PURPLE	P
GRAY	GY
WHITE	W
HASH	(H)
DOT	(D)

GROUND CODES

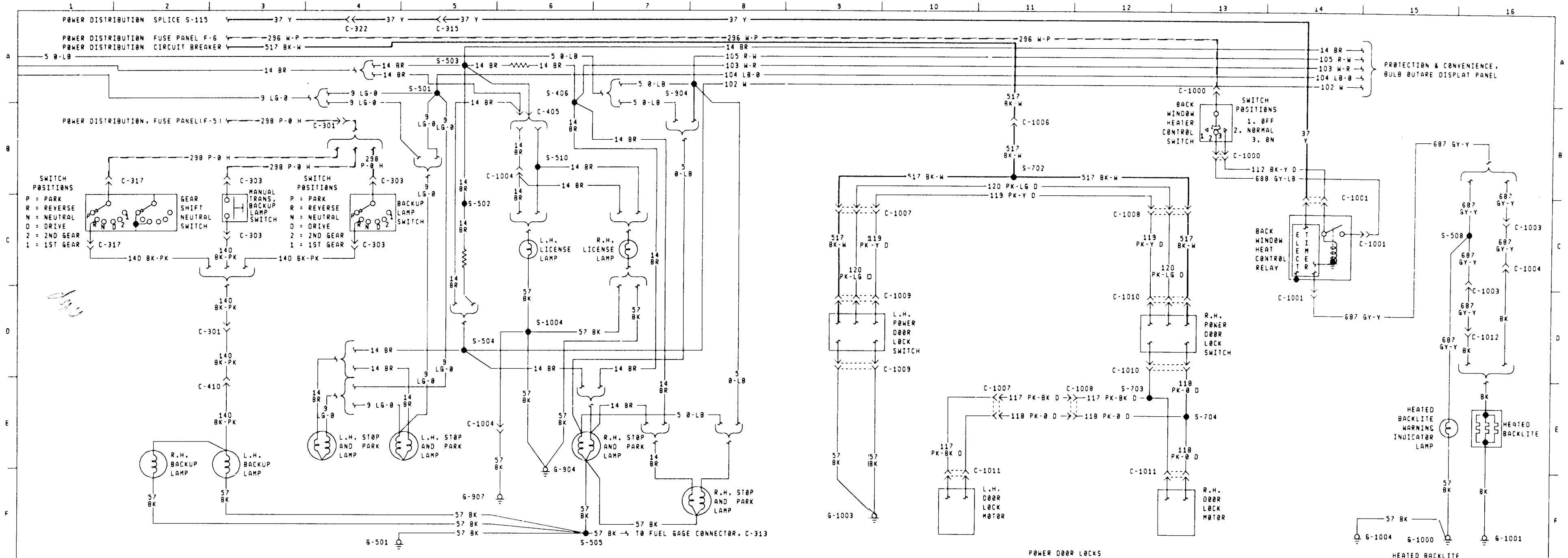
G-401	EYELET ON 14290 NEAR L.H. HEADLAMP
G-402	EYELET ON 14398 NEAR R.H. HEADLAMP

SPLICE CODES

S-301	IN 14401, NEAR T/Ø TO 14290
S-401	IN 14290, NEAR T/Ø TO L.H. PARK LAMP
S-404	IN 14290, NEAR GROUND TAKEOUT
S-408	IN 14398, NEAR T/Ø TO R.H. FRONT SIDE MARKER LAMP
S-802	IN 14401, NEAR T/Ø TO PRINTED CIRCUIT
S-803	IN 14398, NEAR T/Ø TO R.H. HEADLAMP
S-809	IN 14290, NEAR BRACKET
S-810	IN 14290, NEAR T/Ø TO W/S WIPER MOTOR

ELECTRICAL SYSTEMS 1981 MUSTANG/CAPRI
 EXTERIOR LIGHTING
 EFFECTIVE P.C.R.
 SUPERSEDES
 DATE 7-2-80
 BEPE ELECT INST MAN PAGE E12-900-5
 SERVICE AND TRAINING MAN PAGE 5

The presence of a tracer on the wire is indicated by a secondary color followed by an "H" for Hash or a "D" for Dot. A stripe is understood if no letter follows.



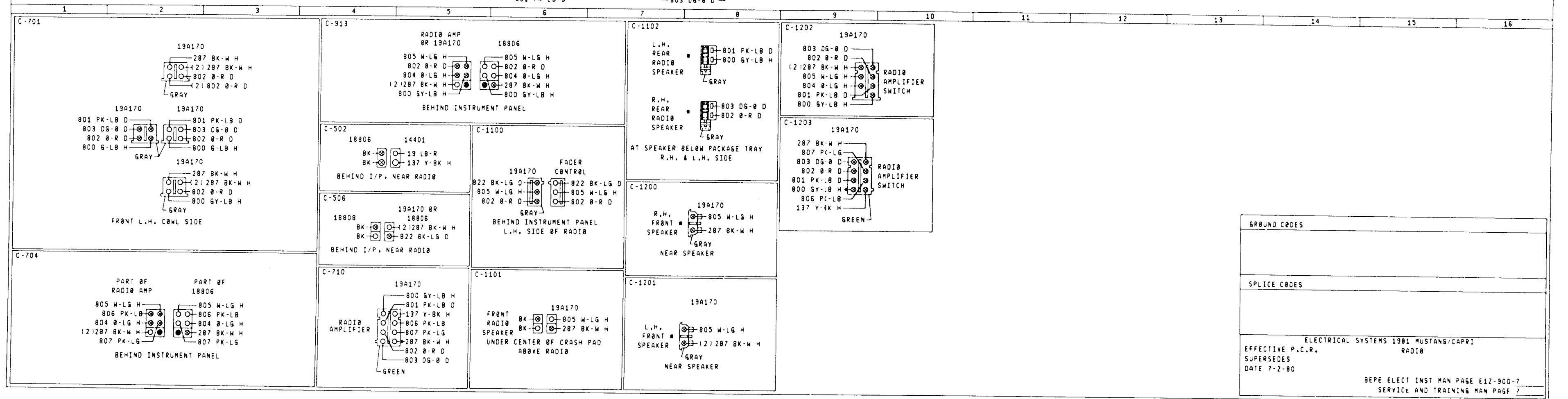
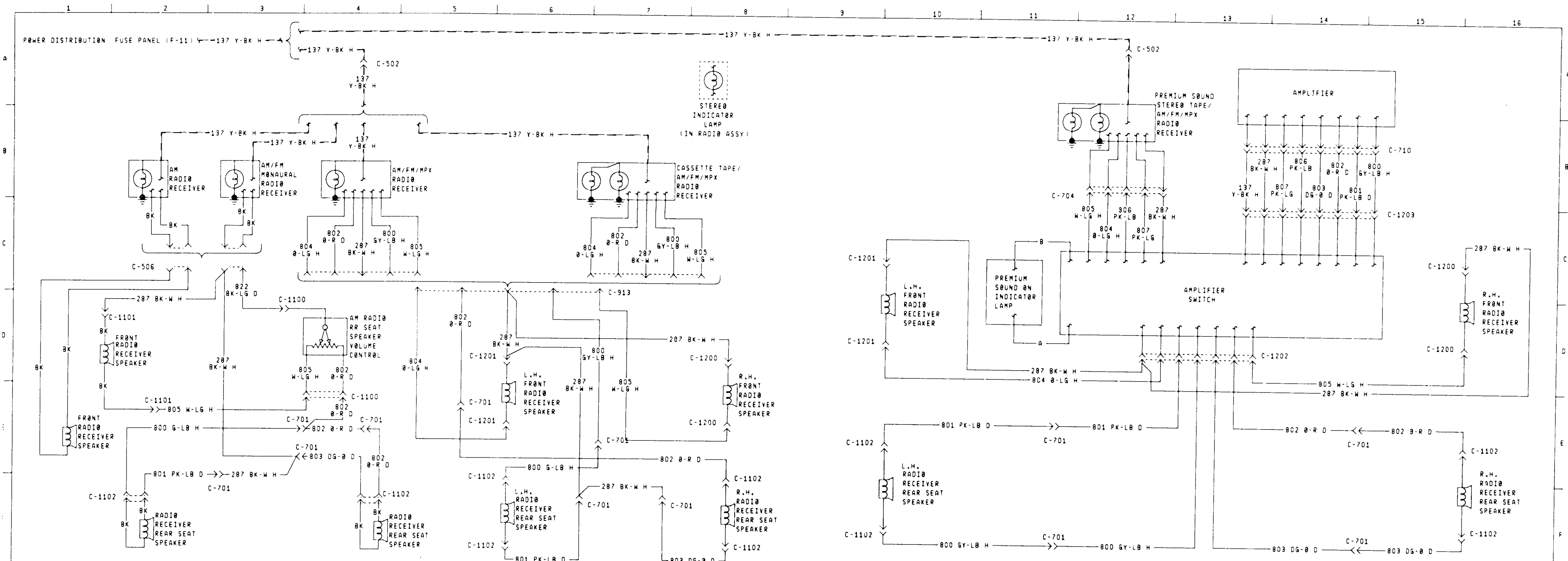
<p>C-301</p> <p>UNDER I/P ABOVE TUNNEL</p>	<p>C-1008</p> <p>R.H. UPPER SIDE COWL BY DOOR HINGE</p>	<p>C-1000</p> <p>ØN INSTRUMENT PANEL BEHIND BACK WINDOW HEATER CONTROL SWITCH</p>	<p>C-1006</p>	<p>C-1009</p> <p>L.H. FRONT DOOR LOCK SWITCH</p>	<p>C-1010</p> <p>R.H. FRONT DOOR LOCK SWITCH</p>
<p>C-410</p> <p>LOWER L.H. SIDE COWL</p>	<p>C-303</p> <p>R.H. SIDE OF TRANSMISSION</p>	<p>C-317</p> <p>L.H. SIDE OF TRANSMISSION HOUSING</p>	<p>C-1003</p> <p>L.H. SIDE COWL</p>	<p>C-1011</p> <p>DOOR LOCK MOTOR IN R.H. & L.H. DOOR</p>	<p>C-1012</p>
<p>C-1007</p> <p>L.H. UPPER SIDE COWL BY DOOR HINGE</p>	<p>C-315</p> <p>ENGINE COMPARTMENT NEAR DASH L.H. SIDE</p>	<p>C-405</p> <p>NEAR L.H. TAIL LIGHT</p>	<p>C-1004</p> <p>R.H. SIDE OF REAR WINDOW FOR 18C620 L.H. SIDE OF REAR WINDOW FOR 18C618</p>	<p>C-1011</p> <p>DOOR LOCK MOTOR IN R.H. & L.H. DOOR</p>	<p>C-1012</p>

GROUND CODES	
6-501	IN 14405, ØN DECK LID STRIKER PLATE
6-904	EYELET ØN 13412, ØR 14A549, ØR 198516, NEAR LICENSE
6-907	EYELET ØN 138440
6-1000	EYELET ØN 18C617 MOUNTED TO INSTRUMENT PANEL
6-1001	EYELET ØN 18C620 ATTACHED TO R.H. INNER PANEL
6-1003	EYELET ØN 14025 TO L.H. FRONT DOOR INNER PANEL
6-1004	EYELET ØN 18C617

SPLICE CODES	
S-406	IN 14405, NEAR T/Ø TO R.H. TAIL LAMPS
S-501	IN 14405, NEAR T/Ø TO L.H. TAIL LAMPS
S-502	IN 14405, NEAR T/Ø TO LICENSE LAMP
S-503	IN 14405, NEAR T/Ø TO 14401
S-504	IN 14405, NEAR T/Ø TO L.H. TAIL LAMPS
S-505	IN 14405, NEAR T/Ø TO R.H. REAR STOP & TURN LAMP
S-508	IN 18C617, NEAR HEATED BACKLITE WARNING LAMP
S-510	IN 13412, ØR 14A549, ØR 198516, NEAR T/Ø TO R.H. & L.H. LICENSE LAMP
S-702	IN 14A200, NEAR T/Ø TO 14A285
S-703	IN 14024, NEAR T/Ø TO POWER DOOR LOCK SWITCH
S-704	IN 14024, NEAR T/Ø TO POWER DOOR LOCK SWITCH
S-904	IN 14405, NEAR T/Ø TO LICENSE LAMP
S-1004	IN 18C618, NEAR T/Ø TO L.H. LICENSE LAMP

ELECTRICAL SYSTEMS 1981 MUSTANG/CAPRI	
EFFECTIVE P.C.R.	EXTERIOR LIGHTING
SUPERSEDES	HEATED BACKLITE
DATE 7-2-80	POWER DOOR LOCKS

BEPE ELECT INST MAN PAGE E17-900-6
SERVICE AND TRAINING MAN PAGE 6



WIRING COLOR KEY (PRIMARY COLORS)

BLACK	BK
BROWN	BR
TAN	T
RED	R
PINK	PK
ORANGE	O
YELLOW	Y
DARK GREEN	DG
LIGHT GREEN	LG
DARK BLUE	DB
LIGHT BLUE	LB
PURPLE	P
GRAY	GY
WHITE	W
HASH	(H)
DOT	(D)

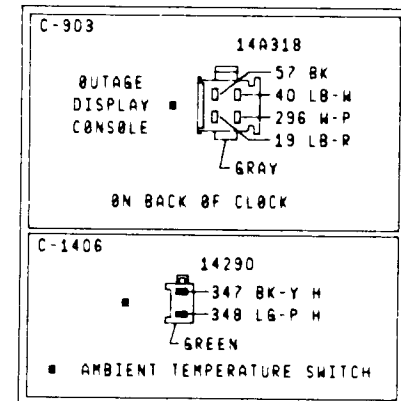
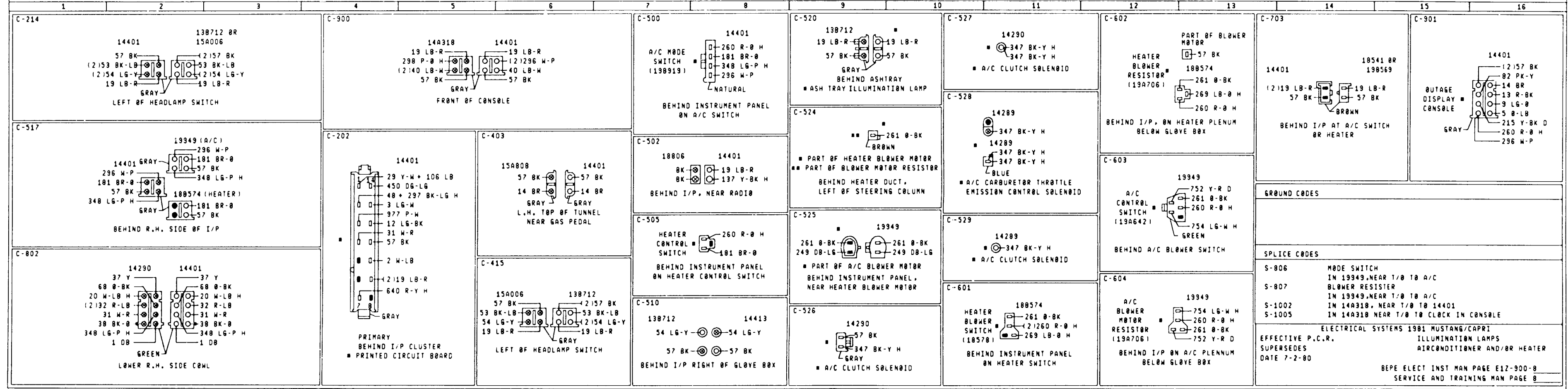
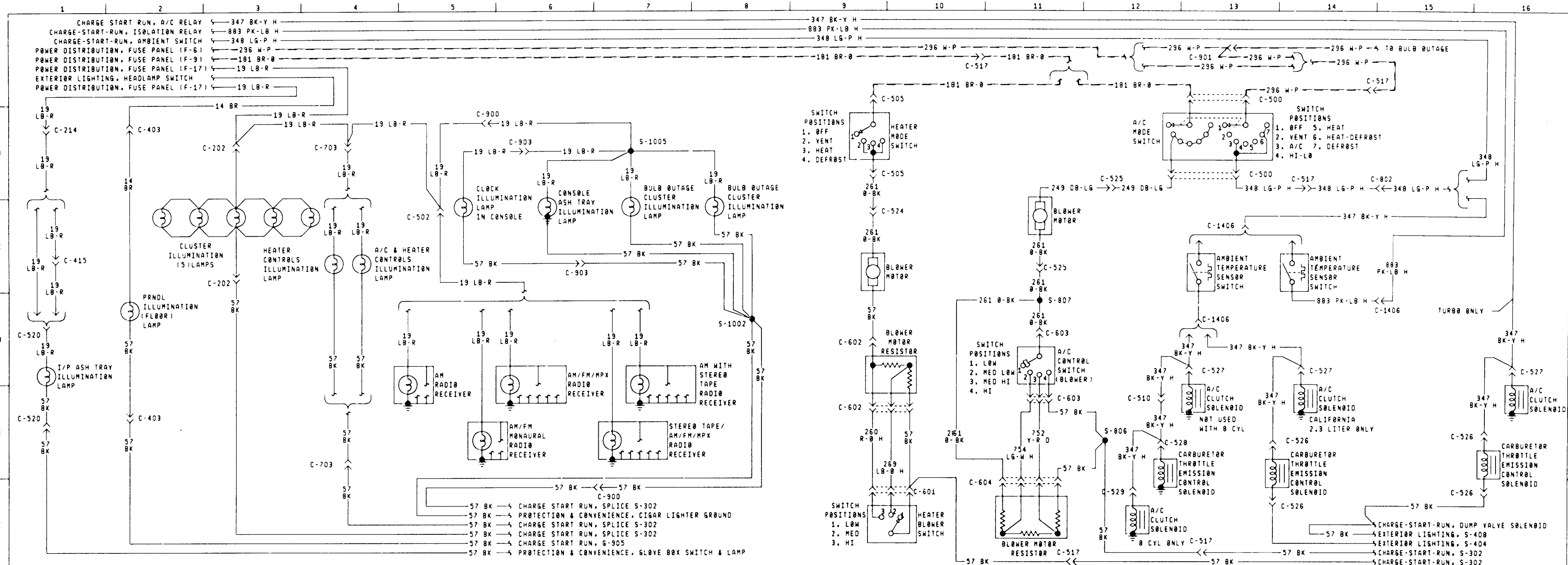
The presence of a tracer on the wire is indicated by a secondary color followed by an "H" for Hash or a "D" for Dot. A stripe is understood if no letter follows.

GROUND CODES

SPLICE CODES

ELECTRICAL SYSTEMS 1981 MUSTANG/CAPRI RADIO
EFFECTIVE P.C.R. SUPERSEDES DATE 7-2-80

BEPE ELECT INST MAN PAGE E1Z-900-7
SERVICE AND TRAINING MAN PAGE 7



WIRING COLOR KEY (PRIMARY COLORS)

BLACK	BK
BROWN	BR
TAN	T
RED	R
PINK	PK
ORANGE	O
YELLOW	Y
DARK GREEN	DG
LIGHT GREEN	LG
DARK BLUE	DB
LIGHT BLUE	LB
PURPLE	P
GRAY	G
WHITE	W
HASH	(H)
DOT	(D)

The presence of a tracer on the wire is indicated by a secondary color followed by an "H" for Hash or a "D" for Dot. A stripe is understood if no letter follows.

GROUND CODES

SPLICE CODES

S-806 MODE SWITCH
IN 19949, NEAR T/O TO A/C

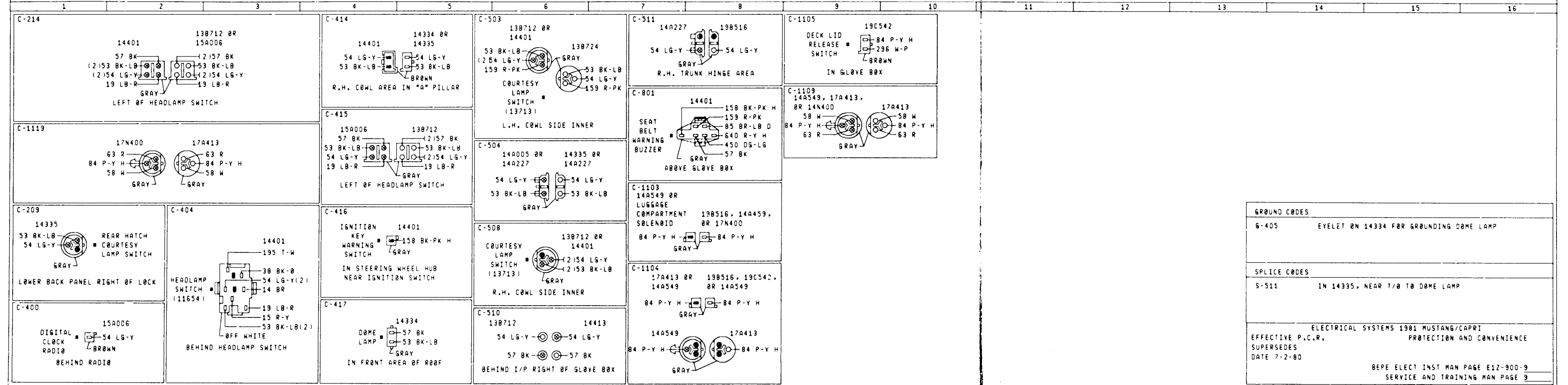
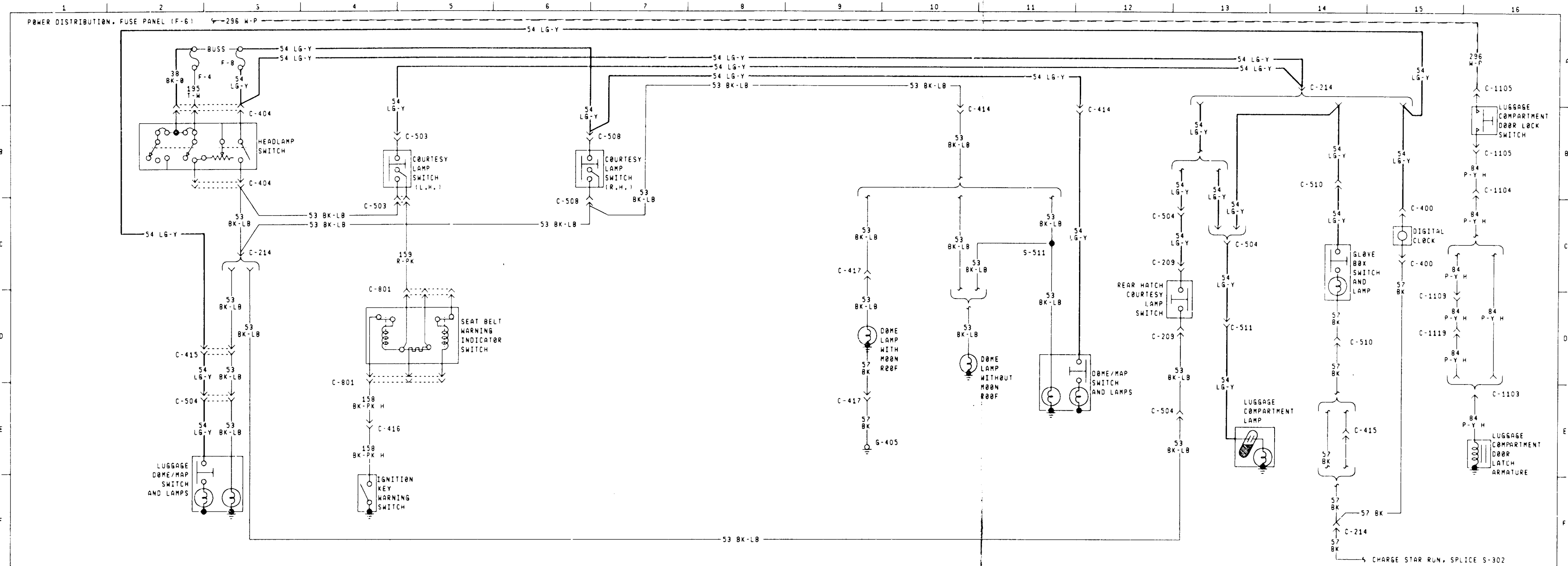
S-807 BLOWER RESISTOR
IN 19949, NEAR T/O TO A/C

S-1002 IN 14A318, NEAR T/O TO 14401

S-1005 IN 14A318 NEAR T/O TO CLOCK IN CONSOLE

ELECTRICAL SYSTEMS 1981 MUSTANG/CAPRI
ILLUMINATION LAMPS
SUPERSEDES
DATE 7-2-80

BEPE ELECT INST MAN PAGE E12-900-8
SERVICE AND TRAINING MAN PAGE 8



- WIRING COLOR KEY (PRIMARY COLORS)**
- BLACK BK
 - BROWN BR
 - TAN T
 - RED R
 - PINK PK
 - ORANGE O
 - YELLOW Y
 - DARK GREEN DG
 - LIGHT GREEN LG
 - DARK BLUE DB
 - LIGHT BLUE LB
 - PURPLE P
 - GRAY GY
 - WHITE W
 - HASH (H)
 - DOT (D)

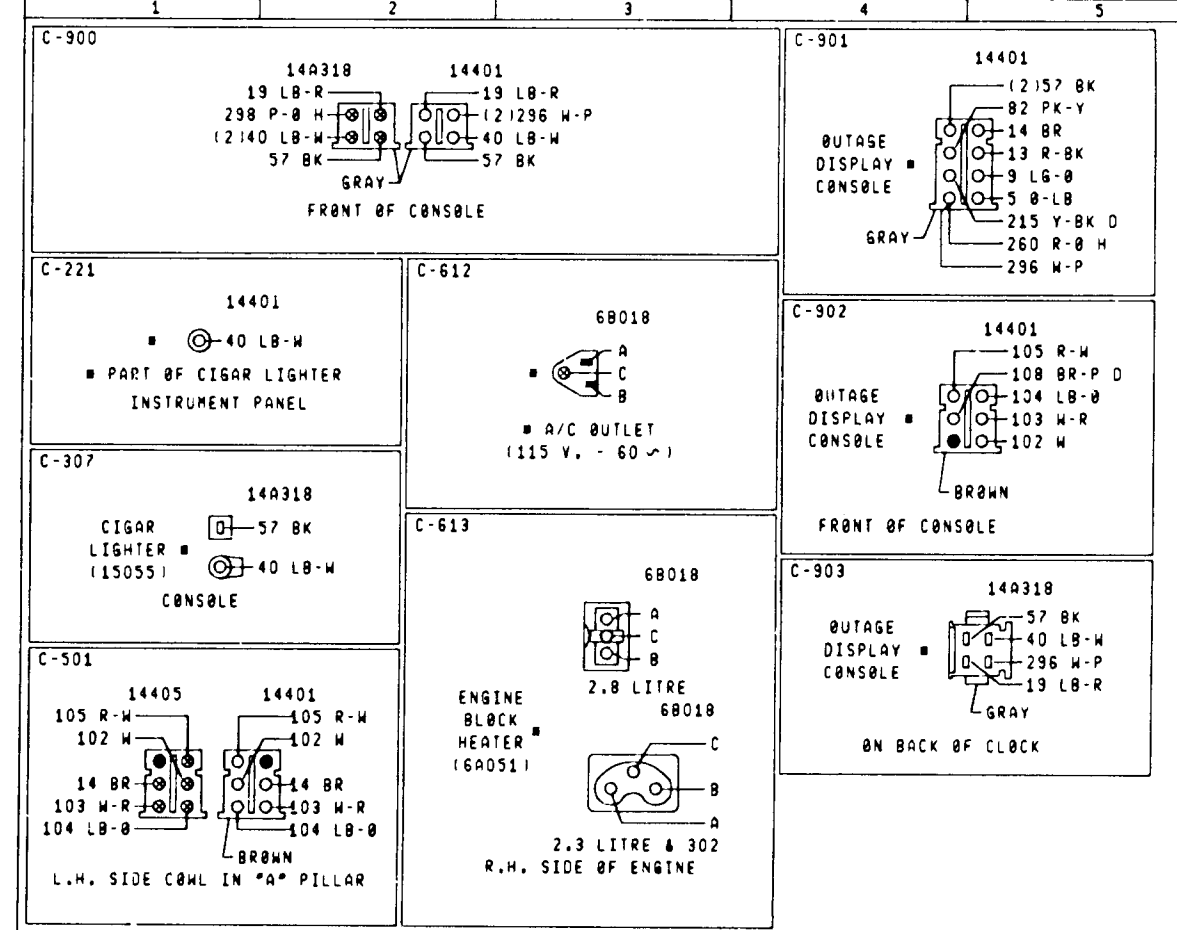
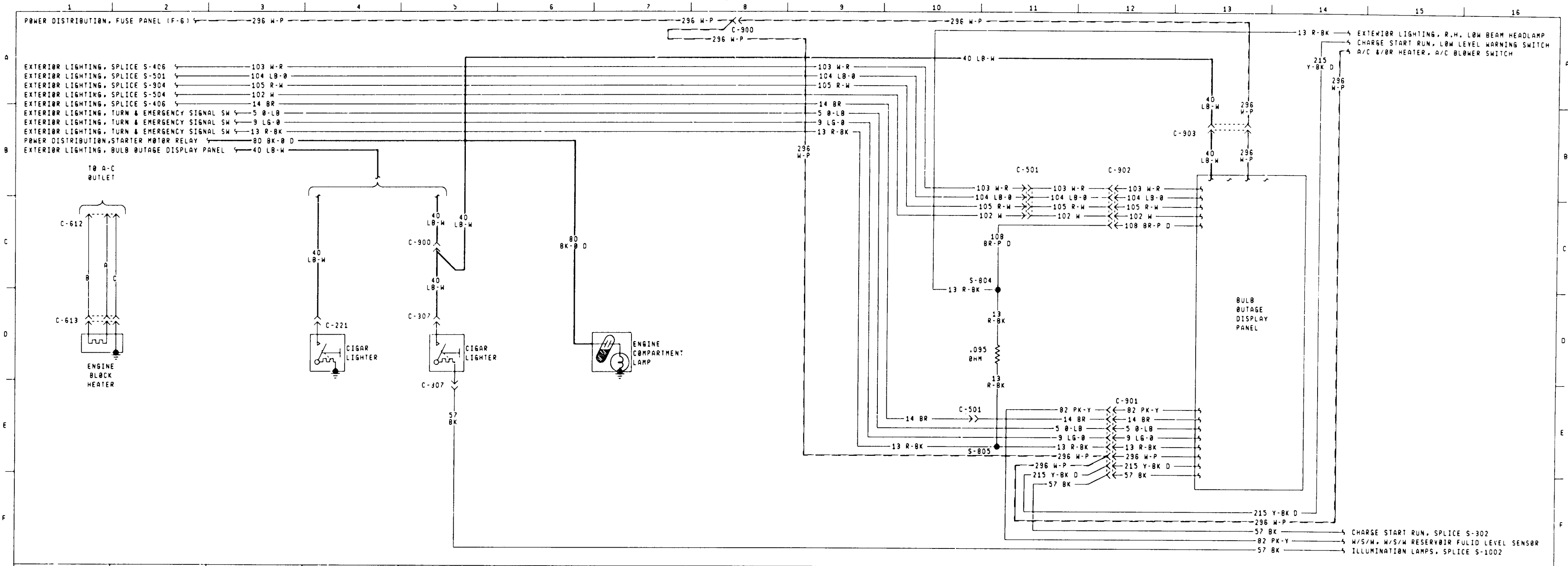
GROUND CODES

G-405 EYELET ON 14334 FOR GROUNDING DOME LAMP

SPLICE CODES

S-511 IN 14335, NEAR 1/8 TO DOME LAMP

ELECTRICAL SYSTEMS 1981 MUSTANG/CAPRI
 EFFECTIVE P.C.R. PROTECTION AND CONVENIENCE
 SUPERSEDES DATE 7-2-80
 BEPE ELECT INST MAN PAGE E12-900-9
 SERVICE AND TRAINING MAN PAGE 9

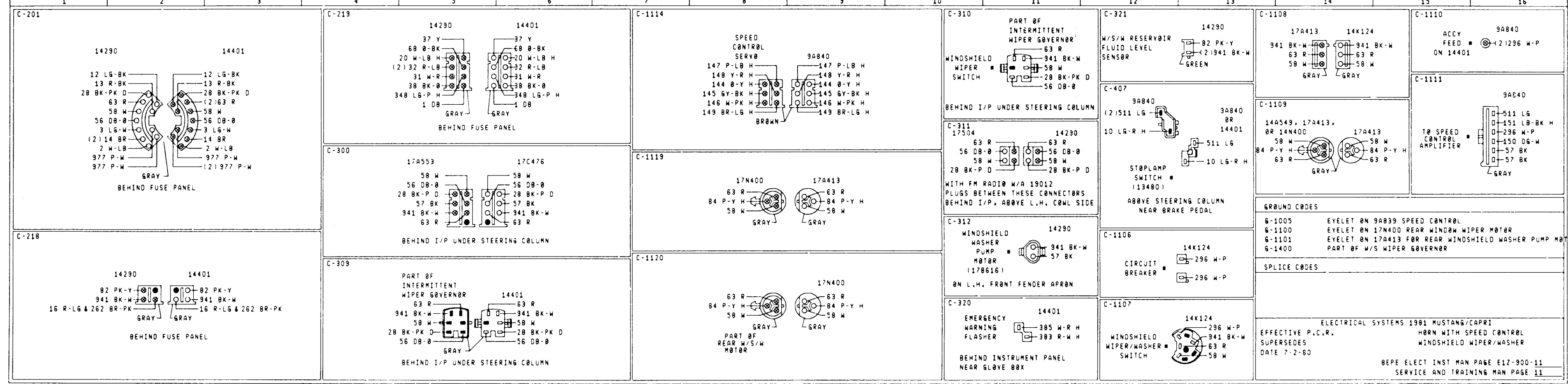
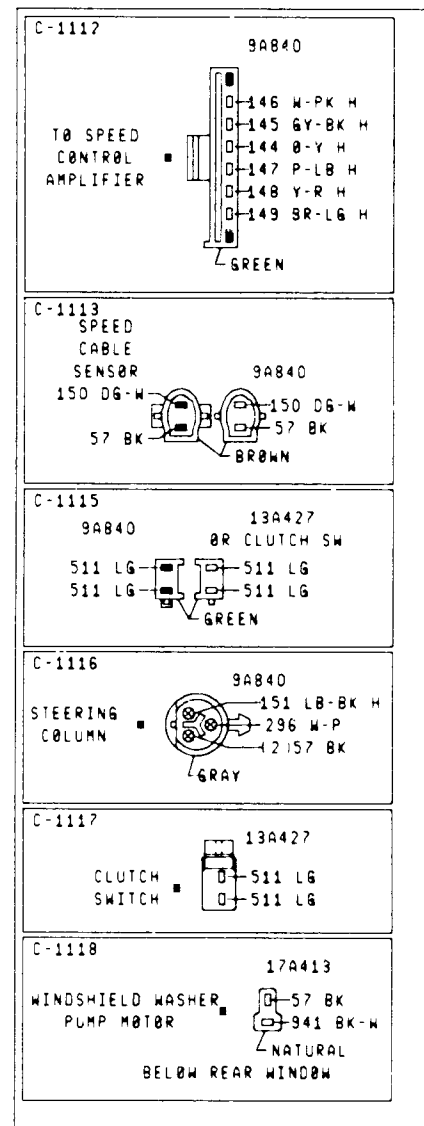
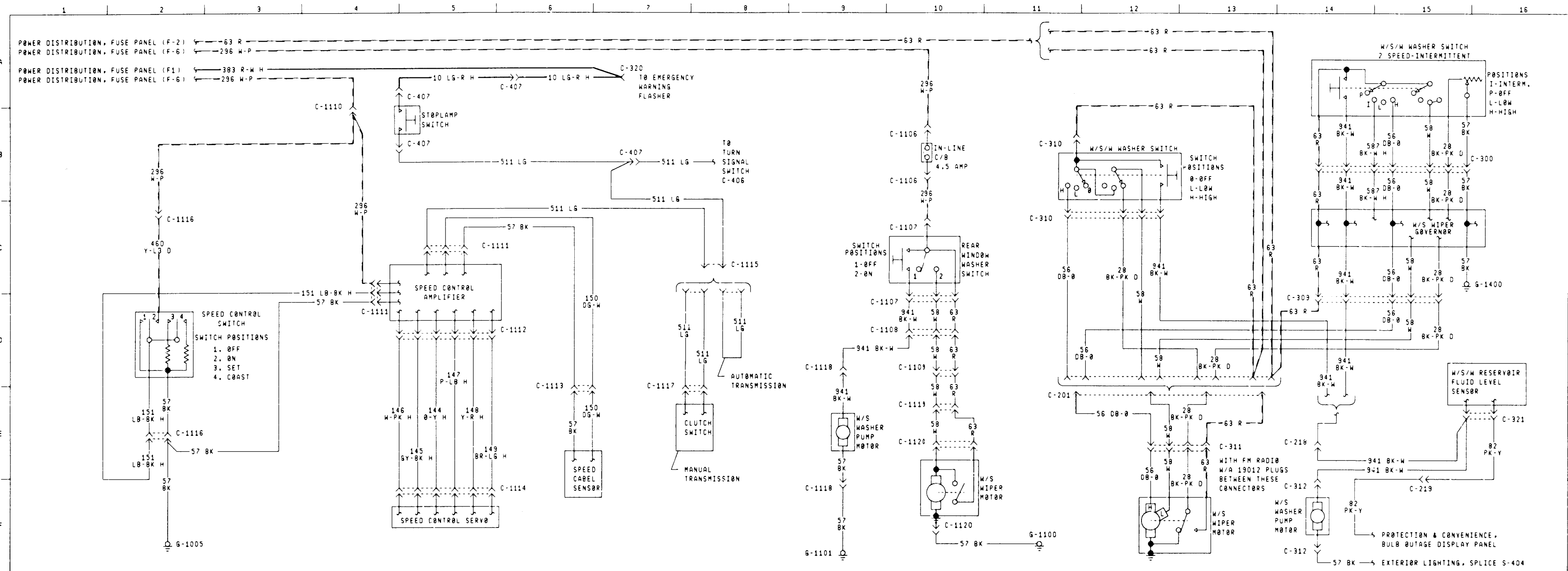


WIRING COLOR KEY (PRIMARY COLORS)

BLACK	BK
BROWN	BR
TAN	T
RED	R
PINK	PK
ORANGE	O
YELLOW	Y
DARK GREEN	DG
LIGHT GREEN	LG
DARK BLUE	DB
LIGHT BLUE	LB
PURPLE	P
GRAY	GY
WHITE	W
HASH	(H)
DOT	(D)

The presence of a tracer on the wire is indicated by a secondary color followed by an 'H' for Hash or a 'D' for Dot. A stripe is understood if no letter follows.

GROUND CODES	
SPLICE CODES	
S-804	IN 14401, NEAR T/O TO SEAT BELT WARNING BUZZER
S-805	IN 14401, NEAR T/O TO B/U LAMP SWITCH
ELECTRICAL SYSTEMS 1981 MUSTANG/CAPRI	
EFFECTIVE P.C.R.	PROTECTION AND CONVENIENCE
SUPERSEDES	ENGINE COMPARTMENT LAMP
DATE 7-2-80	IMMERSION HEATER
	BEPE ELECT INST MAN PAGE E1Z-900-10
	SERVICE AND TRAINING MAN PAGE 10



WIRING COLOR KEY (PRIMARY COLORS)

BLACK	BK
BROWN	BR
TAN	T
RED	R
PINK	PK
ORANGE	O
YELLOW	Y
DARK GREEN	DG
LIGHT GREEN	LG
DARK BLUE	DB
LIGHT BLUE	LB
PURPLE	P
GRAY	GY
WHITE	W
HASH	(H)
DOT	(D)

The presence of a tracer on the wire is indicated by a secondary color followed by an 'H' for Hash or a 'D' for Dot. A stripe is understood if no letter follows.

ELECTRICAL SYSTEMS 1981 MUSTANG/CAPRI
EFFECTIVE P.C.R. HORN WITH SPEED CONTROL
SUPERSEDES WINDSHIELD WIPER/WASHER
DATE 7-2-80
BEPE ELECT INST MAN PAGE E17-900-11
SERVICE AND TRAINING MAN PAGE 11