

CITY OF ELSA POLICE DEPARTMENT



2021 ANNUAL CRIME REPORT

Robert A. McGinnis
Chief of Police
216 E. 4th. St.
P.O. Box 427
Elsa, Texas 78543
Phone: 956-262-4721
Fax: 956-262-2632



Elsa Police Department

I am pleased to present the Elsa Police Department's 2021 Annual Crime Report. This report highlights our department's efforts to engage and support the community and summarizes our overall commitment to make Elsa one of the safest cities in Texas. While we experienced many challenges in 2021 due to the COVID-19 pandemic, I am proud of the dedicated service our sworn and civilian staff exemplified. Police personnel adjusted and adapted to the changes and challenges and continued to be professional and courteous to the community while continuing their duties to serve and protect.

I want to send a special thank you to the community for their support and dedication to the department and the Elsa city leaders for their unwavering support of the police department and their commitment to the safety and quality of life of the citizens and visitors of Elsa.

In 2021, Elsa continued to experience a reduction in overall crime, but some crime offenses increased including assaults, rapes, and burglaries, but even with some slight increases in these categories, we enjoyed a 17.3% decrease in reported index crimes and a 45.5% decrease in all reported crimes this year. The department evaluates and analyzes crime trends regularly to provide the highest level of service and adjust resources as necessary to respond to changes in crime trends.

It is an honor to work with the dedicated and professional staff within the Elsa Police Department and to serve our community each day. Over the last three years, we have made great strides in reducing crime and improving the quality of life within Elsa and we will continue to work hard to ensure Elsa is one of the safest cities in the state.

Robert McGinnis

A blue ink signature of Robert McGinnis, written in a cursive style.

Chief of Police

Chief of Police ~ Robert McGinnis

216 E. 4th. Street / P.O. Box 427 ~ Elsa, TX. 78543

Phone: 956.262.4721 ~ Fax: 956.262.2632

Acknowledgements

This report on Crime in Elsa was compiled from data submitted to the Texas Department of Public Safety's Uniform Crime Reporting System (UCR) and from data generated from the Elsa Police Department's records and calls for service.

This report is modeled after the Texas Department of Public Safety Annual Crime in Texas Report. As such, format, crime analysis, and definitions have been similarly established in this report.

Table of Contents

Page

Elsa Crime Facts at a Glance.....	1
The UCR Program – Elsa.....	2
Crime Trends and Analysis.....	3
Violent and Property Crimes.....	5
Stolen/Recovered Property.....	6
Crime Clock.....	7
Selected Non – Index Crimes.....	8
Drug Abuse Arrest.....	9
Family Violence Arrest.....	10
Driving While Intoxicated.....	11
Calls for Service.....	12
Elsa Arrest Data.....	15
Appendices.....	16

Elsa Crime Facts at a Glance 2021

- ▶ In 2021, there was 717 criminal offenses reported in Elsa. Of these 717 offenses, 229 were index offenses.
- ▶ The index crime rate for the City of Elsa was 3,053.2 index offenses per 100,000 inhabitants. This represents an 17.3% decrease in reported index crimes from 2020 and a 23.4% decrease over the last three-years.
- ▶ The total crime rate for all reported crimes was 9,560 offenses per 100,000 inhabitants. This represents a 45.5% decrease from 2020.
- ▶ During 2021, the Elsa Police Department processed 311 arrests. A decrease of 8.5%.
- ▶ Elsa Officers cleared 51.9% of all index crimes by arrest. An increase of 112.7%.
- ▶ The total clearance rate for all reported crimes was 28%.
- ▶ Of the violent crimes reported, 30% were cleared by arrest.
- ▶ Of the property crimes reported, 10.1% were cleared by arrest.
- ▶ The value of stolen property totaled \$90,187.00.
- ▶ Elsa Police Officers recovered \$10,529.00 of the property stolen for 2021.
- ▶ The offense of assault accounted for 97.3% of all violent crimes.
- ▶ The offense of larceny/theft accounted for 58.8% of all property crimes.
- ▶ The number of Calls for Service received by the Police Department was 23,137. 2021 marks the first full year we have been able to accurately track Calls for Service.
- ▶ Elsa Officers issued 3,029 traffic citations and 2,360 written warnings. A 14% increase in citations from 2020.
- ▶ The Elsa Communications Center answered 1,112 emergency 9-1-1 calls, and logged a total of 141,622 activities in 2021.

City of Elsa Crime Analysis

Crime Measurements

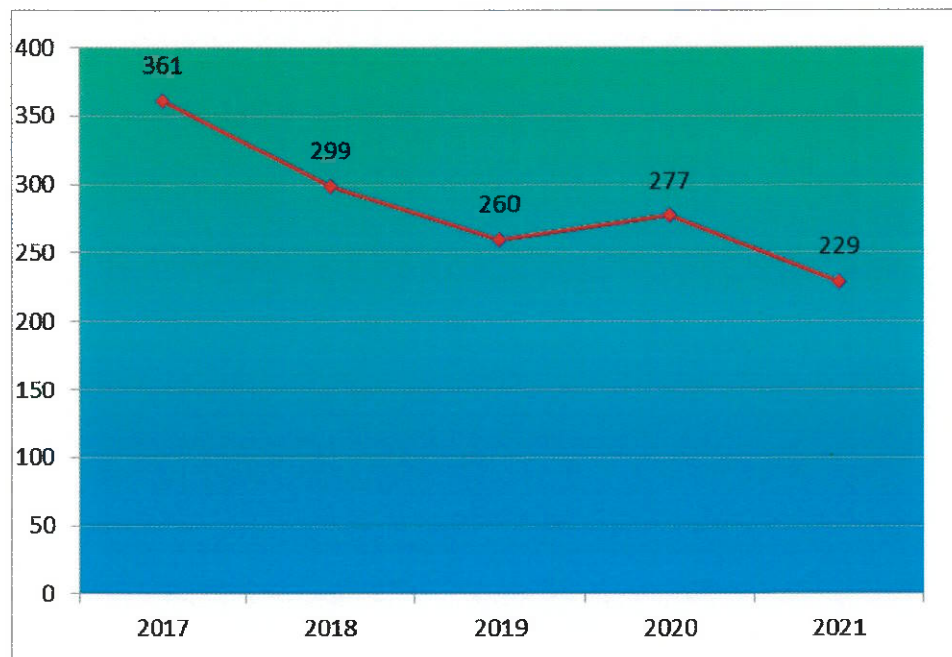
The Elsa Police Department participates in the Uniform Crime Reporting (UCR) Program. UCR makes possible the management and analysis of crime index.

Crime Index

Uniform Crime Reporting is the reporting of seven index crimes. The crimes in this group are all serious by their nature or frequency of their occurrence. These crimes can be categorized as violent crimes or property crimes. Violent crimes include murder, forcible rape, robbery and, assault. Property crimes include burglary, larceny/theft, and motor vehicle theft.

Index Crimes 2021

	2017	2018	2019	2020	2021
Murder	1	1	0	0	0
Rape	0	1	2	0	2
Robbery	1	0	3	5	0
Assault	83	65	26	60	79
Burglary	30	26	17	23	25
Larceny/Theft	246	206	212	188	119
Motor Vehicle Theft	0	0	0	1	4
Totals	361	299	260	277	229



Crime Trends

Crime trends are analyzed using two separate methods, Crime Volume and Crime Rates. Crime Volume is the collective sum of the seven indexed crimes. By comparing the volume of the indexed crime from year to year, trends can be evaluated.

Crime Rates on the other hand, are compiled to compensate for the changes in population and show the number of people affected by crime in a given population. Crime Rates are usually expressed in the number of crimes per 100,000 residents.

Crime Volume

During the calendar year 2021, there were a total of 229 index offenses in the City of Elsa.

Elsa Crime Volume by Offense				
Violent Crimes	Offense	2020	2021	% Change
	Murder	0	0	0.00%
	Rape	0	2	200.00%
	Robbery	5	0	-100.00%
	Assault	60	79	31.70%
	Violent Crime Totals	65	81	24.60%
Property Crimes	Burglary	23	25	8.70%
	Larceny/Theft	188	119	-36.70%
	Motor Vehicle Theft	1	4	300.00%
	Property Crime Totals	212	148	-30.20%
Index Crime Totals		277	229	-17.30%

Crime Rate

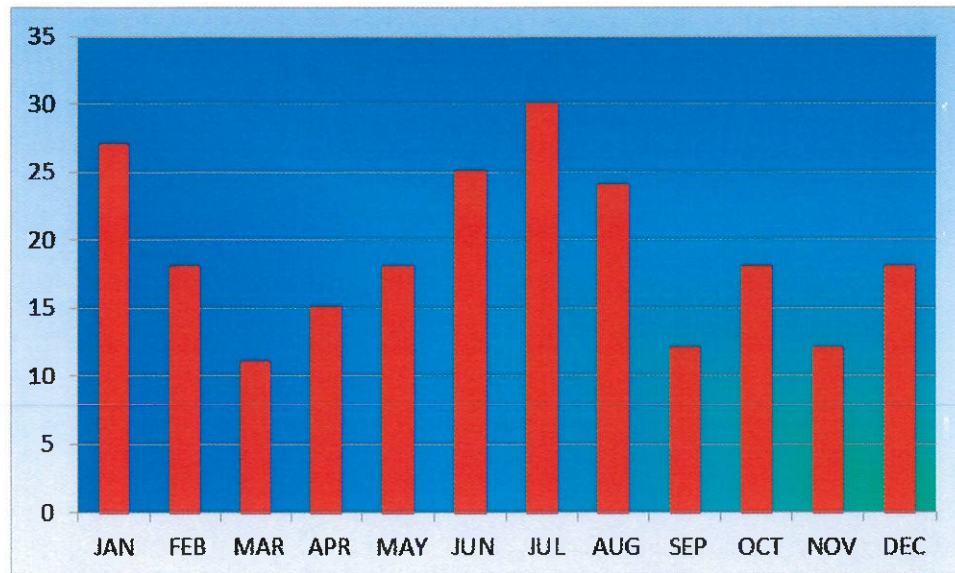
During the calendar year 2021, Elsa's crime rate was 3,053.2 crimes per 100,000 persons.

Elsa Crime Rate by Offense				
Violent Crimes	Offense	2020	2021	% Change
	Murder	0.0	0.0	0.00%
	Rape	0.0	26.7	200.00%
	Robbery	66.7	0.0	-100.00%
	Assault	800.0	1,053.3	31.70%
	Violent Crime Totals	866.7	1,080.0	24.60%
Property Crimes	Burglary	306.7	333.3	8.70%
	Larceny/Theft	2,503.7	1,586.6	-36.70%
	Motor Vehicle Theft	13.3	53.3	300.00%
	Property Crime Totals	2,823.7	1,973.2	-30.20%
Index Crime Totals		3,690.4	3,053.2	-17.30%

Annual Crime Trends

The highest month for crime was July with 30 index crimes reported. The lowest month of reported index crimes was March with 11 index crimes reported.

Index Crimes by Month 2021

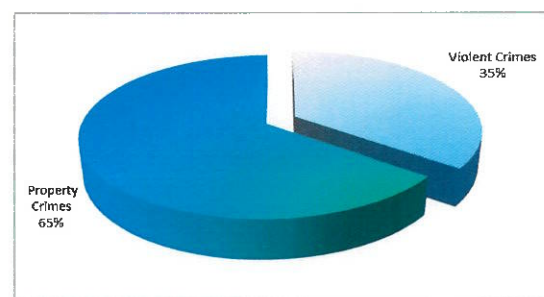


Type of Crime

Crime Analysis usually looks at the two Categories of crime mentioned before:

Violent crimes (or crimes against Persons) and property crimes.

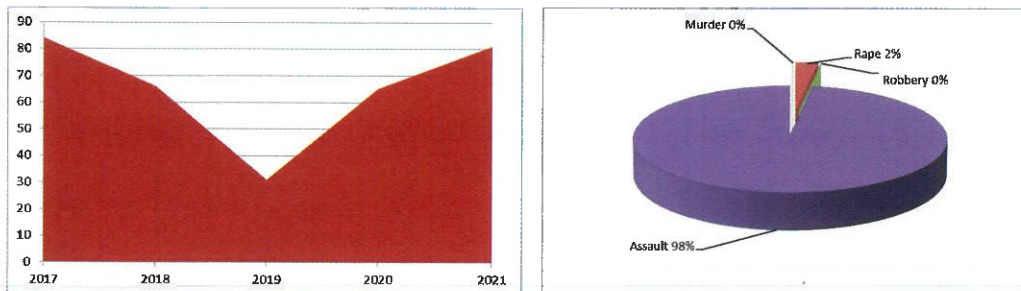
In 2021, 35% of the Crime Index was made up of violent crime and 65% was property crime.



Violent Crimes

Violent crimes involve the element of personal confrontation between the perpetrator and the victim. Because of their nature, violent crimes are considered to be more serious than property crimes. In 2021, there were 81 violent crimes. The violent crime rate for 2021 was 1,080 crimes per 100,000 residents.

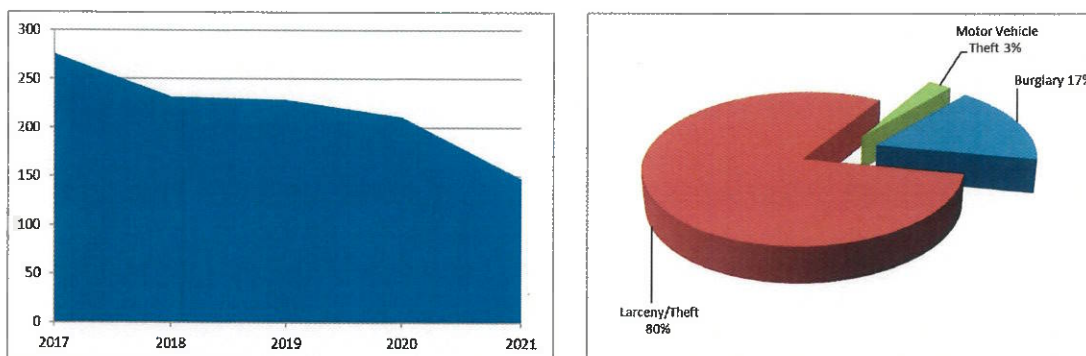
Violent Crimes by Offense 2021



Property Crimes

The number of index property crimes that occurred in 2021 was 148. Larceny/Theft accounted for 80.4% of the property crimes, followed by Burglary at 16.9%, and then Motor Vehicle Theft at 2.7%. The 2021 property crime rate was 1,973.3 property crimes per 100,000 citizens.

Property Crimes by Offense 2021



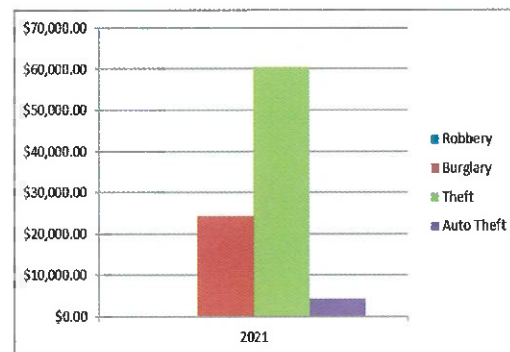
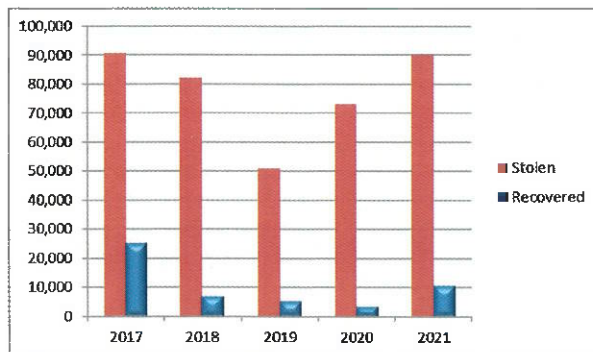
Stolen Property Value

The total value of property stolen during 2021 in Elsa was \$90,187.00.

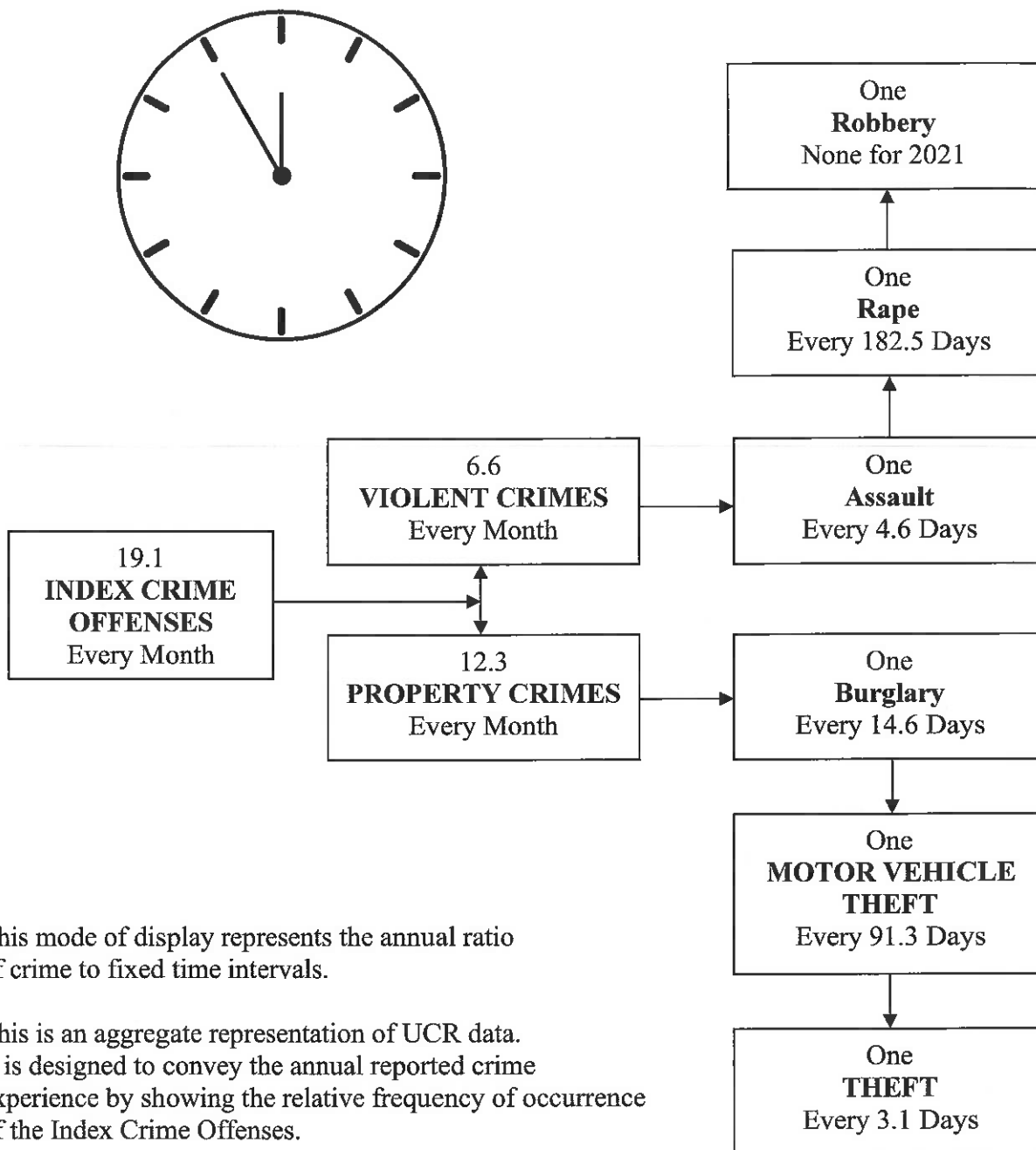
Stolen Property by Type, Value and Percent Recovered 2021

Property Type	Stolen Value	Recovered
Currency, Notes, Etc.	\$8,180.00	\$0.00
Jewelry & Precious Metals	\$3,100.00	\$0.00
Clothing & Furs	\$1,030.00	\$109.00
Stolen Motor Vehicles	\$4,152.00	\$0.00
Office Equipment	\$5,000.00	\$0.00
Televisions, Stereos, Etc.	\$2,010.00	\$0.00
Firearms	\$2,680.00	\$0.00
Household Goods	\$2,323.00	\$676.00
Consumable Goods	\$456.00	\$911.00
Livestock	\$0.00	\$0.00
Miscellaneous	\$61,256.00	\$8,833.00
Total	\$90,187.00	\$10,529.00

Property Value Lost to Crime 2017-2021



Elsa Crime Clock 2021



This mode of display represents the annual ratio of crime to fixed time intervals.

This is an aggregate representation of UCR data. It is designed to convey the annual reported crime experience by showing the relative frequency of occurrence of the Index Crime Offenses.

Selected Non-Index Crimes

Selected Non-Index Crimes

Drug Abuse Arrests

Definitions

For UCR purposes, drug abuse encompasses all violations of the narcotic drug laws. These are offenses such as unlawful possession, sale, use, growing and manufacturing of narcotic drugs.

In this report, these violations are summarized to include all drug abuse arrests (grand total drug abuse), sale and manufacturing arrests, and drug possession arrests.

Analysis

Volume

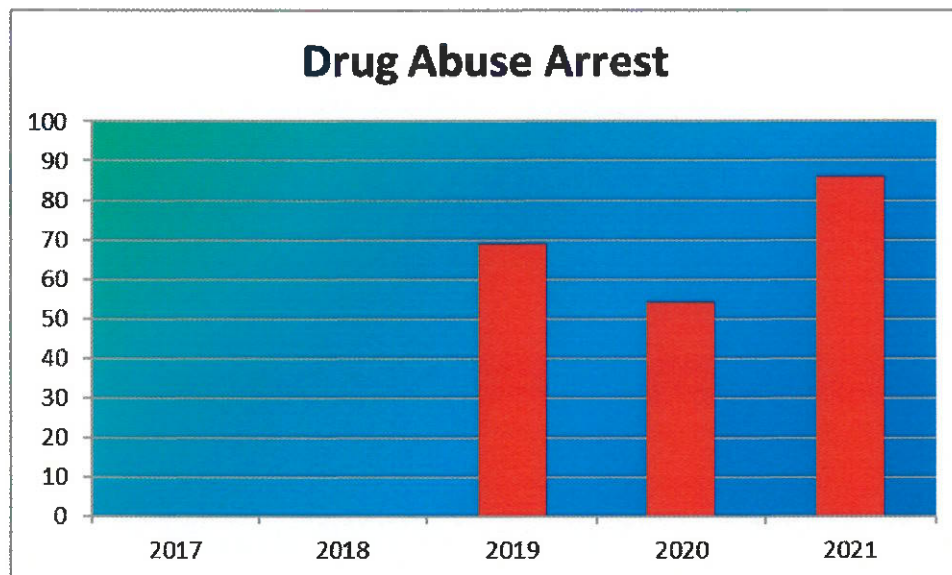
As with all Part II non-index crimes, information on the number of reported crimes is not collected for the UCR program. However, the number of persons arrested for these crimes is collected.

The reported number of arrests for drug abuse violations in 2021 totaled 86.

Rate

The 2021 drug arrest rate was 1,146.6 per 100,000 persons.

Note: a 5-year comparison was not available for Drug Abuse Arrest.



Family Violence Incidents

Definitions

The Texas Family Code defines Family Violence as an act by a member of a family or household against another member that is intended to result in physical harm, bodily injury, assault, or a threat that reasonably places the member in fear of imminent physical harm.

By definition and for the purpose of family violence reports, ‘family’ includes individuals related by consanguinity (blood) or affinity, marriage or former marriage, biological parents of the same child, foster children, foster parents, and members or former members of the same household (including roommates). Senate Bill 68 of the 77th Legislature amended the Family Code to include “Dating Violence”. The “Dating Relationship” means a relationship between individuals who have or have had a continuing relationship of a romantic or intimate nature.

Analysis

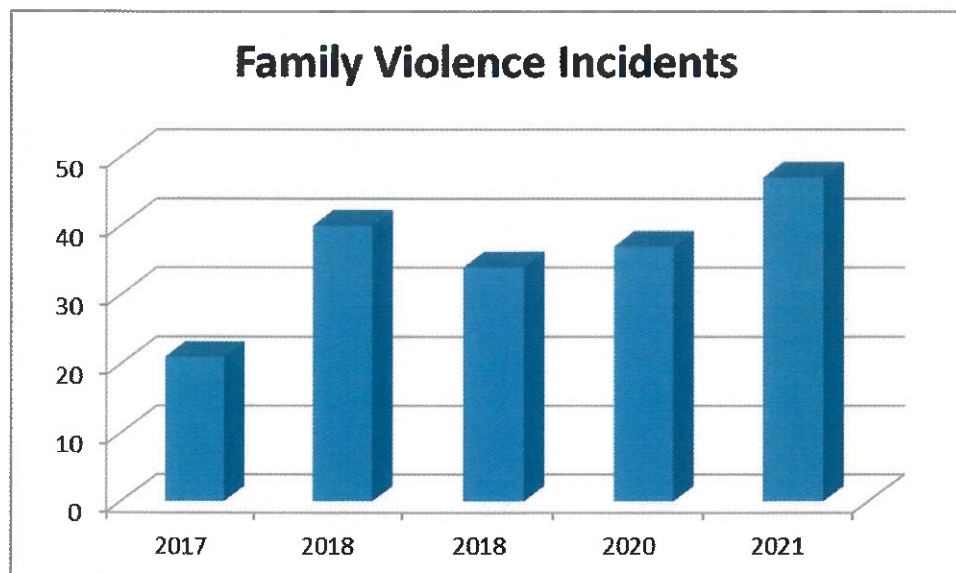
Volume

As with all Part II non-index crimes, information on the number of reported crimes is not collected for the UCR Program. However, the number of persons arrested for these crimes is collected.

The reported number of Family Violence arrest in 2021 totaled 47.

Rate

The 2021 family violence arrest rate was 626.6 per 100,000 persons.



Driving While Intoxicated

Definition

Driving While Intoxicated (DWI) is defined in the UCR Program as the driving or operating of any motor vehicle or common carrier while under the influence of liquor or narcotics.

Analysis

Volume

As with all Part II non-index crimes, information on the number of reported crimes is not collected by the UCR Program for this offense. However, the number of persons arrested for this crime is collected.

The number of arrests for DWI in Elsa in 2021 was 33.

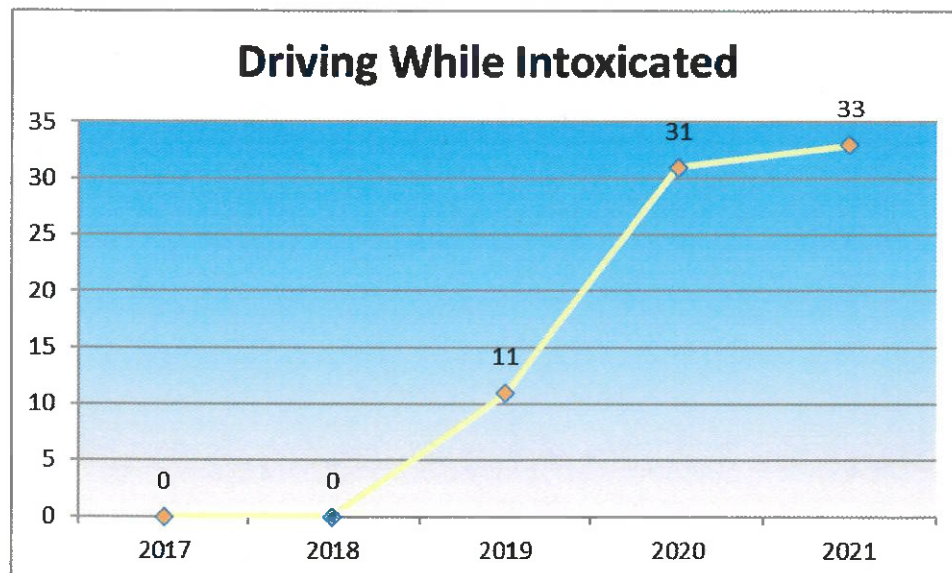
Rate

The 2021 DWI arrest rate was 440 per 100,000 persons.


Nature of DWI Arrest

Any consideration of the number and rate of DWI arrests must be reconciled with the fact that many factors control the ability of law enforcement officers to detect drunken drivers. Among the significant factors which drive the DWI arrest rate are these: media coverage of the DWI problem, public awareness, availability of funds for patrol officer overtime, and the skill and training in DWI detection of officers.

Note: a 5-year comparison was not available for DWI arrests.



Elsa Calls for Service Clock 2021



1,928.1
**CALLS FOR
SERVICE**
Every Month

During 2021, the Elsa Police Department responded to 23,137 calls for service.

This mode of display represents the annual ratio of calls to fixed time intervals.

This is an aggregate representation of the UCR and Elsa Police Department's data, it is designed to convey the annual service call experience by showing the relative frequency of occurrence.

17.4
Civil Matters
Every Month

2.4
Warrant Service Calls
Every Month

54.8
Disturbances
Every Month

524.3
Traffic Related Calls
Every Month

17.0
Animal Related
Every Month

57.5
**Suspicious
Circumstances**
Every Month

18.0
Assist Other Agencies
Every Month

1,090.4
Miscellaneous Calls
Every Month

40.0
Alarm Calls
Every Month

21.7
**Crimes Against
Persons**
Every Month

11.7
Welfare Concerns
Every Month

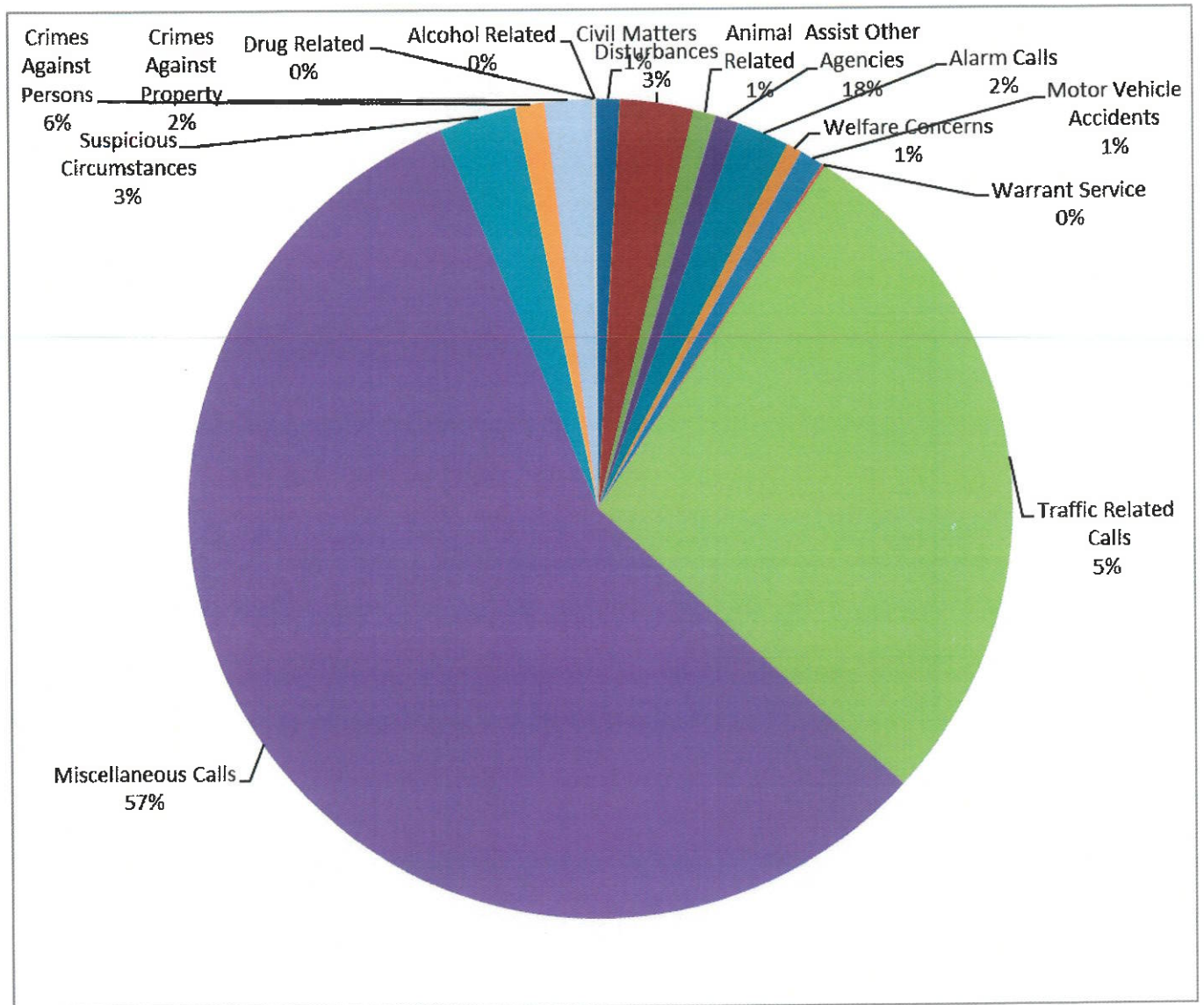
35.7
**Crimes Against
Property**
Every Month

18.3
**Motor Vehicle
Accidents**
Every Month

1.4
Drug Related Crimes
Every Month

1.3
**Alcohol Related
Crimes**
Every Month

Calls for Service 2021



***Elsa Arrest Data
2021***

Summary of Arrest Data 2021

Classification of Offenses	Juvenile	ADULT	TOTAL
Murder and non-negligent manslaughter	0	0	0
Manslaughter by negligence	0	0	0
Forcible Rape	0	0	0
Robbery	0	0	0
Aggravated Assault	0	5	5
Burglary-Breaking & Entering	0	2	2
Larceny-Theft (except auto theft)	1	15	16
Motor Vehicle Theft	0	0	0
Other Assaults	0	42	42
Arson	0	0	0
Forgery and Counterfeiting	0	0	0
Fraud	0	0	0
Embezzlement	0	0	0
Stolen Property; Buying, Receiving, Possessing	0	0	0
Vandalism	0	0	0
Weapons; Carrying, Possessing, etc.	0	0	0
Prostitution and Commercialized Vice	0	0	0
Sex Offenses (except for forcible rape & prostitution)	0	0	0
Drug Abuse Violations GRAND TOTAL	7	79	86
(1) Sale/Manufacturing SUBTOTAL	1	6	7
Opium or Cocaine & their derivatives	1	2	3
Marijuana	0	2	2
Synthetic/Manufactured Drugs	0	0	0
Other-Dangerous non-narcotic drugs	0	2	2
(2) Possession SUBTOTAL	6	73	79
Opium or Cocaine & their derivatives	0	17	17
Marijuana	2	41	43
Synthetic/Manufactured Drugs	2	7	9
Other-Dangerous non-narcotic drugs	2	8	10
Gambling TOTAL	0	0	0
Bookmaking (horse & sport book)	0	0	0
Numbers and Lottery	0	0	0
All Other Gambling	0	0	0
Offenses Against Family & Children	0	1	1
Driving Under the Influence	0	33	33
Liquor Laws	0	1	1
Drunkenness	0	1	1
Disorderly Conduct	0	1	1
Vagrancy	0	0	0
All Other Offenses	1	36	37
Curfew and Loitering	0	0	0
Runaways	0	0	0
TOTAL	16	295	311

Appendices

Uniform Crime Reporting Offenses

Offenses in Uniform Crime Reporting are divided into two groups designated as Part I (index crimes) and Part II (non-index crimes) offenses. Offense and arrest information is reported for Part I offenses, while only arrest information is reported for Part II offenses.

Part I Offenses

Criminal Homicide – (a) Murder and Non-negligent Manslaughter: All willful felonious homicides as distinguished from deaths caused by negligence. Excluded are attempts to kill, assaults, to kill suicides, accidental deaths and justifiable homicides. Justifiable homicides are limited to: the killing of a person by a law enforcement officer in the line of duty; and the killing of a person in the act of committing a felony by a private citizen; (b) Manslaughter by negligence: any death which police investigation established was primarily attributable to gross negligence of some individual other than the victim.

Murder and Non-Negligent Manslaughter- The willful (non-negligent) killing of one human being by another. This includes any death due to injuries received in a fight, argument, quarrel, assault, or commission of a crime. Suicides, accidental deaths, assaults to murder, traffic fatalities and attempted murders are not included.

Justifiable Homicide – The killing of a person by a law enforcement officer in the line of duty; or the killing (during the commission of a felony) of a felon by a private citizen.

Manslaughter by Negligence – The killing of another person through gross negligence.

Forcible Rape – The carnal knowledge of a female forcibly and against her will.

Robbery – The taking or attempting to take anything of value from the care, custody, or control of a person or persons by force or threat of force or violence and/or by putting the victim in fear.

Aggravated Assault – An unlawful attack by one person upon another for the purpose of inflicting severe or aggravated bodily injury. This type of assault is usually accompanied by the use of a weapon or by means likely to produce death or great bodily harm.

Simple Assault - An unlawful attack by one person upon another for the purpose of inflicting bodily injury or an attempt to cause fear or intimidation to gain control over another.

Burglary – The unlawful entry of a structure to commit a felony or theft. This includes breaking and entering with intent to commit a larceny; housebreaking; safe cracking; and all attempts at these offenses.

Larceny/Theft – The unlawful taking, carrying, leading, or riding away of property from the possession or constructive possession of another. This includes pocket-picking, purse-snatching, shoplifting, theft from motor vehicles, theft of motor vehicle parts and accessories, theft from coin-operated machines, theft of bicycles, theft from buildings, and all thefts that don't fit into the above mentioned categories.

Motor Vehicle Theft – The theft or attempted theft of a motor vehicle, which is defined as a self-propelled vehicle that runs on land surface and not on rails.