

Orchidelirium!

Newsletter of The Port St. Lucie Orchid Society
April 2023 Volume XXXIV Issue 8

Co-Editors: Diane Bryant, email: pslosdiane@gmail.com
Anne Menassian, email: amorchidnews@gmail.com

Visit us on the Web at: www.pslos.org — Join our FaceBook group!


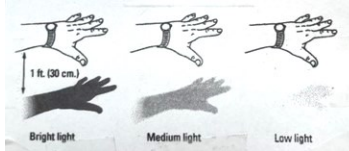


President's Message

John Erickson

With the orchid show coming up, it's a good time to review what one needs to consider when buying an orchid.

- (1) First, determine the light level where you're going to put your new orchid. Remember to keep this in mind when you buy an orchid.
- (2) Compare identical orchids and select the one with a few flowers and a bunch of buds.
- (3) See if any spikes are branching. If so, that plant will produce more flowers.
- (4) Make sure the plant does not wobble. If it wobbles it may mean that the root system has died and the plant will not bloom properly.
- (5) Leaves should be firm, juicy looking and have no strange pigmentation (yellowing, spotting or black tips).
- (6) Ask the vendor how long the flowers should last? What's the orchid's light level? Is the flower fragrant? How big will it grow? How often does it bloom each year?
- (7) The deadly ride home: On sunny days shop early or late and go directly home. Secure your plant in the car and shade it from the sun. It's estimated that 10 percent of orchids bought by novices never make it home alive and another 10 percent suffer significant damage.
- (8) The best time to repot is generally just after the plant has finished blooming and new growth starts appearing.
- (9) Finally, take the time to stock up on orchid supplies.



1st Vice President Message

Andrea Heitfeld

We have boots on the ground; many months of planning and our show is days away. Spread the word to all your friends and neighbors April 1st and 2nd is our PSLOS orchid show. We have an advertisement in the Home Town News with the dollar off of admission. Hours of the show are 9-5 on Saturday and 10-4 on Sunday at the Polish American Club, 343 NW Prima Vista Blvd.

If you have any orchids blooming, please let me know as we really need orchids. We will not have a display, but your orchid will be judged on the 500 table. Orchids on the 500 table must have a tag with the name of the orchid on it. Registration of orchids will begin on Wednesday the 29th and Thursday the 30th. You can call me with the name of your orchid (772-528-1955) or email me at tazzette55@gmail.com. Instructions for delivering your orchids, raffles, niches, and owl art/habitats to the show are on page 2.

In our workshop at the April meeting, we will have Maureen Kerr speaking how she organizes her orchid collection. Jett Tanner is our program speaker, and she will share with us how she grows over a hundred orchids on her lanai.

Please call me with any questions you have about the show or entering your orchids.

April Monthly Thought: Flowers leave some of their fragrance in the hand that bestows them.



Advertisements in this newsletter are available for \$50/year for 10 issues. This is a great way for businesses, large or small, to make their products and services known. For more information, contact PSLOS Newsletter Editor at pslosdiane@gmail.com or PSLOS Treasurer at mrmush@comcast.net.

IT'S SHOW TIME!

Schedule for Show Set-Up at the Polish-American Social Club

Wednesday/Thursday, March 29/30:

Notify Andrea Heitfeld by email of the names of your orchids you will be entering in the show to be judged (772-528-1955 or tazzette55@gmail.com)

Friday, March 31, 9:00–11:00:

Owl Creations/Habitats, Raffle Prizes, Orchid niches, and all orchids you are entering for judging must be delivered to the show no later than 11:00.

Saturday, April 1, 8:00:

All volunteers scheduled for the morning please check in by 8:00 a.m.

Sunday, April 2, 9:00:

All volunteers scheduled for the morning please check in by 9:00 a.m.

Thanks to all our wonderful members for volunteering to help with the show!

Volunteers have stepped up to sponsor trophies, donate raffle prizes, serve as clerks, and enter niches and owl habitats.



Again, thanks to all of you for your help!

Classes at the Show

April 1 Classes:

12:00 Repotting Orchids
1:30 Orchid Basics
3:00 Repotting Orchids

April 2 Classes:

12:30 Orchid Basics
1:30 Repotting Orchids
2:30 Repotting Orchids

Classes will be held outside on the veranda.

Hoot Loves Orchids
PORT ST. LUCIE ORCHID SOCIETY
Annual Orchid Show & Sale
Saturday, April 1, 9am to 5pm
Sunday, April 2, 10am to 4pm

- Spectacular Orchid Displays
- Orchid Growers & Vendors
- Orchid Supplies
- Free Workshops
- Miniature Owl Habitats
- Raffles Galore!

\$4 Admission

Location:
Polish-American Social Club
343 Prima Vista Blvd. Port St. Lucie, FL
For more info, visit us at: <http://www.pslos.org/>
Or <https://www.facebook.com/groups/PSLOS/>

Port St. Lucie Orchid Society
Presents Hoot Loves Orchids
Saturday April 1 9AM to 5PM
Sunday April 2 10AM to 4PM

343 NW Prima Vista Blvd.
Port St. Lucie, Florida
(Polish American Club)

Andrea Heitfeld Show co-chair
tazzette55@gmail.com
John Erickson Show co-chair
erickson_236@bellsouth.net

\$4.00 admission
\$1 off with this card

Remember to invite your friends, neighbors, church members, and community members.

MEETINGS, EVENTS, AND SHOWS

PSLOS April Meeting - April 11, 2023

NOTE: Although not required, masks are encouraged to be worn. Snacks and bottled water will be available.

12:00 Orchid Record Keeping Workshop Speaker: Maureen Kerr

Maureen will be discussing how she organizes her orchid collection so that she has all the information about her plants — the when and where and what — all in one place.



DATE	SOURCE	GENUS	NAME	COLOR	Bloom
04/96	17/19/04	Den.	Pterodillo Aphyllum (4/20 See Blooms. 5 trays of Kekes 5/21 Sold 2 trays of Kekes	Pink/whit	ever
02/04	B&T	Phal.	Anthura Boston	Whit/pur veins	3/2
02/10	B&T	Phal.	Purpledark	Whit/pur veins	3
04/11	B&T	Phal.	Chih Shang's Dyps.	Whit/pur veins	
05/11	1/1/11	Myp.	Schomburgkia spikes are 6 feet long	Purple	05/18 - 3 sp 6/19 - 5 sp 6/20 - 9 sp 4/21 - 9 sp 4/22 - 9 sp

1:00 pm: Tips & Tricks on Growing 100+ Orchids on Your Lanai Speaker: Jet Tanner



Her interest in orchids started years ago when she purchased a few dendrobium and phalaenopsis from Home Depot. Her initial success sparked her interest to learn more. She found “Newbie Florida Orchid Growers” Facebook group eight years ago. Her involvement with the group has taught her a lot, and she’s made many new friends. A few years ago she took on the task of an administrator of the Newbie Facebook group.

She became a serious orchid collector 5 years ago. She estimates that she has about 800 plants. She collects all varieties but currently her favorite is the cattleya alliance - and most favorite myrmecocattleya. She mostly purchases her plants as seedlings

rather than the larger specimens. She’s perfected mounting orchids and has dozens on display.

For more information about our guest speaker, see the GETTING TO KNOW YOU article on page 7.

ORCHID SALE: Since our speaker will be selling orchids, members are not allowed to bring orchids to sell.

REMEMBER THE ORCHID EXCHANGE: The Orchid Exchange is a great opportunity to expand your orchid collection!

IMPORTANT VOTE AT MEETING: BYLAWS AMENDMENT

The following is from our President, John Erickson. Please it read carefully as you will be voting on this to amend our By-laws at the April General Meeting

"With the completion of the fence at the PSLBG the new days and hours of operation are Tue-Sat 9am-5pm and Sun 12-5pm. This means that the Welcome Center will now be open to the general public during our monthly meetings. The Board of Directors has voted to move our meeting to the 3rd Monday of the month to avoid interference with the general public. We will still have our April meeting as scheduled on Tuesday, April 11th at noon. In accordance with the By Laws, we will need to vote on approval of the board's action to move our meeting day. Please come prepared to vote on this important issue."

MEETINGS, EVENTS, AND SHOWS



HATS in The Gardens
Presented By:
PSLBQ and the Orchid Society
Join Us For Lunch with Guest Speaker
Free Classes for the Public
Hat Parade with Prizes for the Best Decorated Hats, and Raffles

May 5, 2023
KENTUCKY DERBY WEEKEND
11 Am—3 PM (Luncheon @ 11:30)
LUNCH TICKETS-\$25

Luncheon Tickets Available at PSLBQ and Through the Orchid Society
Only 65 Luncheon Tickets Available
-All Other Activities Are Free-

PORT ST. LUCIE
Botanical
GARDENS



VERO BEACH ORCHID SOCIETY
PRESENTS
AN ORCHID SHOW AND SALE
GOLDEN AGE OF ORCHIDS

SATURDAY APRIL 22 10AM-5PM AND SUNDAY APRIL 23 10AM-4PM
UNDER THE RIVERSIDE PARK OAKS
IN VERO BEACH
VBOSNEWSLETTER@HOTMAIL.COM
FOR MORE INFORMATION



It's Picnic Time!

RELAXING BY THE BEAUTIFUL ST. LUCIE RIVER AT VETERAN'S MEMORIAL RIVERGATE. JUNE 13. FESTIVITIES WILL BEGIN AT NOON. WE WILL HAVE OUR ANNUAL RETREAT WITH FOOD, FUN AND GOOD COMPANY. BRING A LAWN CHAIR AND SET UP IN THIS LUSH AREA NEAR THE WATER. ENJOY OUR CORN HOLE GAME, BASKET RAFFLES AND OUR ANNUAL SILENT AUCTION WHERE YOU MEMBERS MAY SELL YOUR PLANTS WITH 20% OF THE HIGHEST BID DONATED TO THE SOCIETY. LIMIT OF FIVE PLANTS EACH, PLEASE.

THERE WILL ALSO BE DRINKS, CHIPS AND DESSERTS, AND TWO FREE RAFFLE TICKETS FOR EACH PERSON WHO PAID TO ATTEND. SIGN UP AT THE APRIL MEETING PRICE TO BE ANNOUNCED.

WE ARE LOOKING FORWARD TO SEEING YOU AT THE RETREAT. IF YOU HAVE QUESTIONS, PLEASE CALL OR TEXT DIANA LENARTIENE AT 772-812-7823.



Stay tuned for more information on upcoming events!


PSLOS MEETINGS

- May 9 Rich Ackerman—
Broward Native Orchids
- June 13 PSLOS Annual Picnic
- July/Aug Summer Break

UPCOMING MEETINGS AND EVENTS

- Apr 8 Ft Pierce Orchid Society
Annual Auction
Glidden Park Garden Center
- Apr 8-9 Flamingo Gardens Orchid
Society Show
3750 S Flamingo Rd, Davie
- Apr 22-23 Vero Beach Orchid
Society Show
"Golden Age of Orchids"
3001 Riverside Park Dr

MARCH MEETING



Thanks to Michael and Jennifer for the workshop on creating orchid niche arrangements! Very informative – and as usual Michael showed how easy it is to create a niche!

Looking forward to seeing all the niches created by our members for the show.

The presentation by Bill Nunez, aka 'Rhizome Cowboy', was enjoyed by all. He gave us great advice on how to grow specimen plants in the Cattleya Alliance with the key being to ensure healthy roots. His advice focused on selecting medium, overpotting plants, and thoroughly flushing pots.



The key to growing specimen cattleya's is **root health**

- 1: Nutrients , fertilizers, trace elements, etc
- 2: Pest Control
- 3: Light
- 4: Water
- 5: Air Movement
- 6: Temperature
- 7: Selection Of Medium
- 8: Over potting your plants!!!!!!!
- 9: Thoroughly flushing pots

Mr. Pot head says

Build the roots and the blooms will come



A big thanks to those members who help make our meetings great!



Laurie had a great orchid day at our meeting!



A fantastic Show & Tell thanks to Jamie!

Martin County Orchid Society Show

Congratulations to all the PSLOS ribbon winners!




Andrea Heitfeld
 Bcd. Snowblind "Sweet Spots" -- **Best Oncidium Alliance**
 and 1st Place
 Blc. Empress Worsley "Roman Holiday" 1st Place
 Den. Lover Memory Frizz 2nd Place
 Paph. Shinagawa Sunset 3rd Place



Joan Schiller
 Paph. Super Suk Eureka 1st Place
 Phal. Little Jem Stripes 1st Place
 Phal. Long Pride Pretty Woman 3rd Place
 Phal. Long Pride Snowbird 3rd Place



Susan Spring
 Ctt. Siamese Doll 1st Place
 C. amethystoglossa 1st Place
 Rlc. Pratum Green 'Holly' HCC/AOS 2nd place



Jamie Lawson
 Paph. Charlene "Jxoxo" 1st Place
 Chy. Limminghei" Jxoxo 1st Place
 Paph. Christmas Gold Jxoxo 2nd Place



Dana DeMarco
 Paph. Magic Cherry **Best Cypripedium Alliance**
 and 1st Place
 Zga. "Blue Bird" **Best Cymbidieaetribe Alliance**
 and 1st Place



Anne Mygatt
 Den. Little Atrio **Best Specimen Plant,**
Best Dendrobium Alliance, and 1st Place



Karlen Burey
 Ctt. Gold Digger "Orglades Madarin" 1st Place





Jessica Benford
 Phal. Younghome Gentleman 1st Place



Lynn Forte
 Altra. Marfitch "Howards Dream" Am/AOS 2nd Place



Diane Jenkins
 Phal. Baldan's Kaleidoscope 2nd Place




Susan Spring

Martin County Orchid Society Show



Thanks to all the members who brought their orchids to the show and to all the members who created the 2nd place society display!



GETTING TO KNOW YOU

Each month we will feature one of our members in an effort to get to know you a little better. This month we will feature Jet Tanner




Like most of us, Jet is not a Florida native but transplanted from another part of the United States. In her case it is New York. But she has lived in Florida for almost 25 years.

Her interest in orchids started years ago when she purchased a few dendrobium and phalaenopsis from Home Depot. Her initial success sparked her interest to learn more. She found "Newbie Florida Orchid Growers" Facebook group eight years ago. Her involvement with the group has taught her a lot and she's made many new friends. A few years ago she took on the task of an administrator of the Newbie Facebook group. She became a serious orchid collector 5 years ago. She enjoys helping people learn. She joined PLOS a few years ago and says each of the speakers has provided one of those "aha moments" giving her clues on how to be

even more successful in growing orchids.

It's pretty obvious when you walk into her screened pool enclosure that her passion is orchids. She estimates that she has about 800 plants. She collects all varieties but currently her favorite is the cattleya alliance - and most favorite myrmecocattleya. She mostly purchases her plants as seedlings rather than the larger specimens. She's perfected mounting orchids and has dozens on display. She also prefers the black plastic net pots because they give good drainage and plenty of airflow around the roots. She uses a mixture of potting mediums and lots of charcoal but stays away from sphagnum moss. Each of her plants has an organza bag with a tablespoon of Dynamite Flower and Garden Food dangling over the top for constant fertilization.



Her advice to fellow orchid enthusiasts is:

- Listen to everyone with information on growing orchids.
- Try different orchids and different types of growing.
- Study your growing environment.
- Pick out what works for you and go with it.

Learn more from Jet Tanner at our April meeting with her "Tips and Tricks" for growing on a lanai. Don't miss it!

TAKING CARE OF BUSINESS



Anne Menassian
Membership Chairperson
P O Box 8421
Port St Lucie, FL 34985
pslosmembers@gmail.com
772-497-4371 (texts only)

Happy Spring to all members.

Hopefully your orchids got through the winter. I did some spring cleaning of the PSLOS roster and eliminated those members who have not paid dues this year. As a result we now have a total of 109 members. We can welcome two new members who joined at the March General meeting, Lynn Piscopo and Patty Malstrom.

If you know a member who hasn't paid dues but wants to remain a member, tell them to contact me to reinstate their membership.

Hope to see you at the show.



ORCHID CULTURE & CARE

Tasks for April

April Climate Data

Average high: 83.8

Average low: 67.6

Average mean: 75.7

Average rainfall: 3.36"



- Water heavily when you water; then dry hard.
- Fertilizer becomes more crucially important. Apply:
 - 13-13-13 time release (Dynamite more reliable);
 - 15-15-15 at a rate of 2 tsp per gallon every 2 weeks; and fertilizer high in phosphorus once or twice.
- Treat plants for thrips and mites.
- Catch up with all your repotting this month.

From Dr Martin Motes' monthly newsletter and book, Florida Orchid Growing Month by Month

For further information specific to different orchid genera:

<https://www.aos.org/orchids/seasonal-orchid-care/march-april-checklist.aspx>

ORCHID CULTURE & CARE



Orchid-abulary

Brought to you by
Nan Rothschild
2nd Vice President

PROPAGATING ORCHIDS

There are two ways to propagate (multiply) plants: sexually (by seed) or asexually (vegetative propagation), by which a new plant is produced from another plant.

VEGETATIVE PROPAGATION

Back bulbs- When a sympodial plant (new growth begins at the base of the newest existing pseudobulb and grows sideways) has enough bulbs to support new growth, plus 2 or 3 inactive, but still green, bulbs at the back of the plant, the back bulbs may be encouraged to grow into a new plant.

There are 2 ways to do this:

1. At repotting, after cleaning away the old potting material, count the bulbs and decide where the division is to be made. Cut through the rhizome (hard, woody stem) with a sharp, sterilized knife. Dust with fungicide. Pot the front in the usual manner. The back bulbs probably have no roots, but must have one good eye (a little bump right where the bulb curves upward from the rhizome). Don't pot up! Stand them up in a pot of damp sphagnum moss, set in a shady place, spray with water daily. When an eye begins to swell or roots to form, pot them up as usual. Use a pot clip to secure to the side of the pot and tie securely so that they don't wobble or fall out of the pot.

2. Another method is to put the back bulbs into plastic bags. Put a handful of wet sphagnum moss in the bottom of the bag. Make a couple of holes with a pencil about halfway up the bag to allow for a little air circulation. Tie the bag shut with a twist tie or wire and hang. Check every week, and add water if bag isn't moist enough. Make sure that the bag is large enough so leaves and all are enclosed. Or use a bag that is smaller without air holes. Put an inch of water in the bottom, insert the bulbs, and tie the bag shut around the bulbs. Leaves should protrude from the bag.

Back bulbs may not flower on the first growth, which tends to be smaller and the first blooms may not be as spectacular as usual.

Divisions- A mature sympodial that is making 2 new leads simultaneously and has 3 or 4 bulbs to support each one may be divided into 2 separate plants which may be expected to flower regularly without interruption. Back bulbs may be cut off at the same time.


Offsets or keikis are little plants that grow off some part of a mature plant. Dendrobiums frequently produce these little plants from nodes (joints) on the canes (stems). You can remove the plantlets when the baby has a few roots and is a few inches tall. Numerous offsets may appear on a cane. Pot separately and treat as a seedling.

SEEDS

Seed- Two orchids are carefully selected as parents for their qualities. Hand pollination will result in a pod if successful.

Flask- When the pod is mature (which may take several months), the tiny, dust like seeds are planted in a solution of sterile nutrients in a sterile glass bottle under strict antiseptic conditions. Orchid seeds don't have their own food supply. If all goes well, green fuzz on top of the agar (nutrient solution) can be distinguished as individual plants. Flasks may be transplanted (reflasked) once or twice.

PSL BOTANICAL GARDENS - BLOOMING IN THE ORCHID ROOM



Volunteers are always needed Monday mornings from about 8-9 am to help with routine chores in the Orchid Room. Tasks include watering and general maintenance such as raking leaves and pine needles.

For further information, contact John Erickson at erickson_236@bellsouth.net.


WE LOVE OUR ORCHIDS—FROM OUR MEMBERS' GARDENS!



Jet Tanner



Gilda Gomez



John Erickson



Gilda Gomez



Diane Bryant

We love to see our members' orchids, especially if you can't bring them to "Show and Tell".

Port St Lucie Orchid Society 2023 Officers and Volunteers:

President - John Erickson
1st Vice President - Andrea Heitfield
2nd Vice President - Nan Rothschild
Recording Secretary - Diana Lenartiene
Corresponding Secretary - Dana DeMarco
Treasurer - Laurie Wade
Membership - Anne Menassian
Immediate Past President - Pam Scholey
Trustee - Jessica Benford - 2023
Diane Bryant - 2024
Barbara Lynn—2025
AOS Representative - Laurie Wade
2023 Show Co-Chairs - Andrea Heitfield & John Erickson
Orchid Room - Jessica Benford & John Erickson
Orchid Exchange - Maureen Kerr
Newsletter - Diane Bryant & Anne Menassian
Website - Diane Bryant (Primary)
Diana Lenartiene (Alternate)
Annual Retreat - Diana Lenartiene
Annual Holiday Awards Luncheon - Barbara Lynn Lenartiene

Important Links for the Orchid Lover

Our Society:
<http://pslos.org/>

Our Facebook Page
<http://www.facebook.com/groups/PSLOS>

Florida Orchid Growing
<https://www.facebook.com/groups/fl.orchid>

American Orchid Society
<http://www.aos.org>

Martin Motes FL Orchid Care Website
<https://www.motesorchids.com>

Advertisements in this newsletter are available for \$50/year for 10 issues. This is a great way for businesses to make their products and services known.

For more information, contact PSLOS Newsletter Editor at pslosdiane@gmail.com or PSLOS Treasurer at mrmush@comcast.net.


Join us for Monthly Meetings September—June

General Meeting

2nd Tuesday of the month, 1:00 PM
(Educational Class 12:00 PM)
Port Saint Lucie Botanical Garden
Speakers, Classes, Show and Tell, Raffles,
Orchid Exchange, and more
June and December—Special Meetings
Times to be Announced

Board Meeting

3rd Tuesday of the month, 12:30 PM
Port Saint Lucie Botanical Garden



Orchid Room

Need a New Pad?
Or Just Tired of the Old One!

Pam Scholey
Realtor®

Cellular: (772) 285-4795
Office: (772) 288-1111
pam@remaxofstuart.com
www.pams1.remax.com

RE/MAX
OF STUART

729 S. Federal Hwy, Suite 100 | Stuart, Florida 34994