

Orchidelirium!

Newsletter of the Port St. Lucie Orchid Society
June 2025, Volume XXXV Issue 10

Editor: Diane Bryant, email: pslosdiane@gmail.com

Visit us on the Web at: www.pslos.org — Join our FaceBook group!



President's Message

John Erickson
Your President

Summer Care & Keeping Orchids Cool

Summer is just around the corner, bringing warmer temperatures and longer days. While this is a time of vigorous growth for many orchids, it also requires some adjustments to keep them healthy and thriving. Let's explore the best care practices for June!

June Orchid Care Checklist:

Hydration is Key - Hotter days mean orchids may dry out faster. Water in the morning to keep roots hydrated and allow excess moisture to evaporate. Mist high-humidity-loving orchids like Vandas and Oncidiums as needed.

Temperature Watch - Protect orchids from extreme heat. If growing outdoors, place them in shaded areas or use shade cloth to prevent sunburn. Indoors, keep them away from hot windows and air conditioning vents.

Keep Air Circulating - Good airflow prevents fungal and bacterial issues. Use fans in growing areas and avoid overcrowding plants.

Spotlight Orchid of the Month: Oncidium (Dancing Lady Orchids) With their sprays of golden, butterfly-like flowers, Oncidiums add a cheerful touch to any collection. They enjoy bright, indirect light and appreciate a bit more water during active growth.

Ask the Expert:

My orchid's leaves are turning yellow—what's wrong? A few older yellowing leaves are normal, but widespread yellowing could be due to too much direct sun, overwatering, or a nutrient imbalance. Adjust care accordingly and check roots for health.

Enjoy the vibrant growth of your orchids this month! Share your photos and tips in our newsletter, and stay cool as we head into summer. Happy Growing!



1st Vice President Message

Andrea Heitfield
1st Vice President

June already! Summer is here -- long days of heat and humidity. This is the last PSLOS meeting as we break for the months of July and August.

Our June speakers are the dynamic duo of the two Jamies (Jamie Lawson and Jett Tanner). Jamie will do the noon workshop assisted by Jett, and his topic is on unusual genera. Jett will do the 1:15 class assisted by Jamie on several topics about her techniques for repotting.

After the summer break, our speaker for September is the Florida Orchid House (Ti and Henry); the topic will be Vandaceous Species/Hybrids.

October will be a busy month for us as we have the field trip to the Redland Orchid Show on the 18th and our annual orchid auction on the 20th (so start getting your divisions ready for the auction).

Pam Waters from Orchids in Bloom will be our November speaker. Topic to be determined.

To end the year, we have our Annual Recognition/Holiday Luncheon in December.

Hope you all have a wonderful summer, and fingers crossed we get no stinking hurricanes!

June orchid quote is: An orchid in full bloom is a thing of beauty; its delicate petals a reminder of the fleeting nature of life.

KEEP GROWING

HAVE A WONDERFUL SUMMER!

MEETINGS, EVENTS, & SHOWS

PSLOS MEETING -- JUNE 16

12:00 PM: The Unusual Genera
Presenter: Jamie Lawson



Be sure to join us for Jamie's presentation on three unusual genera and how they can add variety and beauty to your collection. See page 8 for the story of The Black Orchid.

Jamie will cover:

- Where to get them
- How to grow them, and
- His experiences with them.



1:15 PM: Repotting Demonstration
Presenter: Jett Tanner



Jet will demonstrate a number of techniques she uses that may be helpful to many. Topics demonstrated:

- How to decide to unpot or repot
- Necessary tools
- Easy methods to unpot and remove from wood baskets, clay pots, and plastic
- Cleaning the plant and preparing
- How to decide whether to pot or mount
- Details on proper mounting and how to choose the right mount
- Details on potting - choosing size, drilling holes, substrate, proper stabilization in the pot, etc.
- Watering/fertilizing practices based on your growing area and what you use to pot or mount
- Other misc. things I do to grow scraps, mount on trees, fertilization, etc.

REMEMBER THE ORCHID EXCHANGE! The Orchid Exchange is a great opportunity to expand your orchid collection. For further information, talk to Maureen Kerr.

REMEMBER SHOW & TELL! We love to see how your orchids grow!

PSLOS MEETINGS

July/August Summer Break

September 15
1:00 Florida Orchid House
Vandaceous Species/Hybrids

October 20
PSLOS Annual Orchid Auction

November 15
Orchids in Bloom

December
Annual Recognition Luncheon

UPCOMING EVENTS

Central Florida Orchid Society's
"Bewitched by Orchids"
June 6 -8, 2025, Orlando



GET READY!!



PSLOS ORCHID AUCTION
October 20, 2025

Our annual auction is only four months away.
Start getting your divisions ready for the auction!

MEETINGS, EVENTS, & SHOWS

FIELD TRIP TO REDLAND ORCHID SHOW

Reminding everyone that the Redland bus trip is Saturday October 18, leaving from the south grass and dirt parking lot (before you get to the main building, just past the roundabout) at 7:30 am sharp. We will return around 5:30 or so, depending on traffic.

\$40 for members, \$45 for non-members. This price includes your admission and a \$5 voucher to be used at any vendor participating in the show. Most of you have paid, and I thank you! For those who haven't, please pay at the June meeting or text me for my address at 772-342-3306 to mail a check.



We do make a potty stop on both legs of the trip, but there is a toilet on the bus.

I am encouraging everyone bring their lunch. I know there will be food vendors there, but I don't know how many and what food is offered.

As always feel free to email, text or call if you have questions.

Fort Pierce Orchid Society ANNUAL ORCHID SHOW AND SALE

"How The Grinch
Stole
Orchids"

DECEMBER
13 & 14, 2025

Saturday 9 am to 5 pm
Sunday 9 am to 4 pm

Admission \$4

At the River Walk Center
600 N. Indian River Drive, Fort Pierce, FL

Text Rita at 772-418-7426 or
email at rita2zfpos@gmail.com



CORRECTION

A sincere apology to Pamela Segal for not correctly identifying her in the May newsletter as the winner of the Best Fairy Garden at the PSLOS Annual Orchid Show & Sale.



HAVE A WONDERFUL SUMMER!

MAY 19 GENERAL MEETING



Great meeting! Another great attendance to include a number of new members!



Nan started the meeting off with a fascinating presentation on "The Vanilla Story." Not only did she cover the history of the vanilla orchid, but she also demonstrated how to make vanilla paste. Members lined up to purchase her vanilla paste and enjoy the taste of the cookie samples! See page 6 for her vanilla paste story.



Our good friends Jim and Melana Davison from Jim-N-I Orchids were our guest speakers. Jim gave a well-received presentation on Catasetinae orchids. He showed numerous photos of both species and hybrids, all of which were gorgeous. Members learned not only about the more familiar Catasetums but also about Clowesias, Cynoches, and Mormodes. Members learned about floral dimorphism and the role of the "blue bees" in pollination. Not only did Jim cover the growth cycle of these unique orchids, but he also showed how to save a bulb that starts to die. They also had a wonderful collection of orchids for members to purchase!



Do you like the hat? If interested, reach out to Jessica Benford at jessica10chb@gmail.com.



A number of our members had orchids to show for Show & Tell.

Mrs. Robinson introduced the members to her very large Cymbidium which turns out had quite a history, starting with our Orchid Exchange many years ago -- so it pays to participate in the ORCHID EXCHANGE!

Jessica Benford introduced members of our College Scholarship Committee: Laurie Wade, Eileen Storck, and Tammy Walkoff. To fulfill the requirements of our Articles of Incorporation, the Committee is working with the UF/4H program to donate \$500 to the scholarship fund set up specifically for local St. Lucie County students who are attending UF in a horticulture or agriculture program. The Committee is also reaching out to IRSC to explore donation opportunities with them. The Committee is planning to award a total of two \$500 scholarships -- one to 4H and one to IRSC.



A big thanks to Jackie & Gracita for organizing once again a wonderful lunch.

TAKING CARE OF BUSINESS



Laurie Wade
Treasurer



Hi all!


Our current balance is \$16,641.57.

We profited \$115 at the May meeting raffle (PSLOS members are the best!) and paid our speaker \$200 fee. We also took in \$50 in luncheon donations.

As always, our storage fee is \$123. We also made a \$500 scholarship donation to be awarded to 4H/UF for a St. Lucie county student studying at UF in an agriculture or horticulture program.

I really don't have much else to report as there was quite a bit to report last month.

See you in June!



Eileen Storck
Membership Chairperson
pslosmemberships@gmail.com



May's PSLOS meeting was attended by 63 of our current registered 139 members. These numbers are phenomenal, and we intend to keep the membership momentum going throughout the summer. Although there will be no meetings in July and August, my goal for our society is to retain as many current members as possible in anticipation of record attendance at our September meeting! June is our last meeting for this season, so encourage your friends and family interested in orchids to get their feet wet and ["Join in June"](#) so we can stay in touch with them over the hot summer months!

There were 5 new members joining this month.

Chriss Fortune

Brenda Gustafson

Debbie Malloy (who has an extensive Orchid background!)

Pat Massey

Peggy Pollice (and her beautiful support dog, Blue)

Join me in welcoming these orchid lovers to our PSL Orchid Society! With these new folks, our updated membership for May is now at 144. This includes all individual, family, and honorary memberships. What a great group of orchid enthusiasts!

There are still a few Directory Authorization forms needed from some members. Special thanks to those who have already submitted theirs. If you're not sure if you've turned yours in yet, you will be receiving an email from pslosmemberships@gmail.com with the form attached. You can print it out and bring it with you to the June meeting or mail it to the PSLOS PO Box. This form will assist us in accurately sharing in our Membership Directory only the personal information you desire. Much appreciated and we'll look forward to seeing you at the June meeting!

ORCHID CULTURE & CARE



Orchid-abulary

Brought to you by
Nan Rothschild
2nd Vice President

THE VANILLA STORY

Look what just bloomed
in the Orchid Room!



At our May meeting, Nan gave a fascinating presentation about the vanilla orchid!

The vanilla orchid originally grew in Mexico in the rainforest. It grows beautiful vines although the flowers, which are also beautiful, last only one day -- and must be pollinated by hand in order to produce vanilla beans. We have Thomas Jefferson to thank for bringing the plant to Philadelphia after he tasted the vanilla flavoring in England. Here is Nan's recipe for paste for those who were not able to attend the meeting. She uses the vanilla flavoring in almost everything from coffee to desserts to main course meals.

VANILLA BEAN PASTE

6 whole vanilla beans'

½ cup agave nectar (you can substitute simple syrup)

2-3 tablespoons bourbon (you can substitute vanilla extract)

1. Cut vanilla beans into one inch pieces.
2. Place the vanilla beans, agave syrup and bourbon into a food processor and puree.
3. Strain the mixture through a sieve, pressing to extract all of the liquid out- it will be goeey. You can adjust the consistency by adding a bit more bourbon. Vanilla bean paste is usable immediately or you can store it at room temperature.
4. Hints- don't waste the leftover solids from the vanilla. Make your own vanilla extract. Place them in a jar with vodka and store in a cool, dark place for at least 2 months (enthusiasts prefer a year). I add them to my "Mother Jar." Shake occasionally (make sure that you have a tight lid.)

Two websites that Nan uses in purchasing vanilla beans are: www.vanillabeankings.com and www.vanillabeanmarket.com.

ORCHID CULTURE & CARE

Tasks for June

June Climate Data

Average high 90

Average low: 75.2

Average mean: 82.4

Average rainfall: 8.54"



- With Florida's tropical climate, outdoor plants can get plenty of water from Mother Nature. Careful watering is especially important throughout the rainy season.
- Space plants amply. Good air circulation is essential across the coming months.
- Re-pot Phals and reset Vandas. Make sure that plants are firmly set in their new abodes.
- Begin or continue a disease prevention program with the prophylactic application of Thiophanate Methyl (Cleary's 3336) and Alliette or with Banrot.
- Clean up growing area and plants.
- Remove dead leaves from plants and the ground. Pull weeds.
- Prune trees and shrubs to increase light and air circulation.
- Apply snail bait lightly every two weeks.
- Set air conditioning thermostat at 80 and fan on high.

From Dr Martin Motes' monthly newsletter and book, Florida Orchid Growing Month by Month.

ORCHID CULTURE & CARE

Tasks for JULY

July Climate Data

Average high: 90.9

Average low: 76.5

Average mean: 83.7

Average rainfall: 5.79"



- Enjoy the break in rainfall and let your plants dry "hard."
- After hard drying, saturate the pots, roots, and media by watering twice two minutes apart.
- Substitute fertilizer for water with a weekly application of a balanced fertilizer (20-20-20 or 18-18-18) at two tsp. per gallon. Alternate weekly with potassium nitrate and Epsom salts.
- Never water before fertilizing. Roots saturated with water cannot absorb fertilizer, but the prolonged wetness can rot your plants.
- Finish up the repotting of sympodials and the top working of vandas — this is the 11th hour for both!

(From Dr Martin Motes' monthly newsletter and book, Florida Orchid Growing Month by Month)

Tasks for AUGUST

August Climate Data

Average high: 90.6

Average low: 76.5

Average mean: 83.6


Average rainfall: 8.63"



- Water as early in the morning as possible due to shorter days. If a vanda looks like it needs water, water it. If a cattleya or oncidium looks like it needs water, water tomorrow. If a paph or phal looks like it needs water, you should have watered it yesterday.
- Finish cutting teretes and reed stem epidendrums early in month.
- Reset strap leaf vandas early or not at all.
- Dry hard once or twice.
- Continue anti-fungal spray program.
- Apply snail bait lightly twice ten days apart.

(From Dr Martin Motes' monthly newsletter and book, Florida Orchid Growing Month by Month)


ORCHID TIPS



I divided a plant and one division had its growth facing downward so I couldn't put into a pot. The only way I know was to place it in the bottom of a deep black pot to encourage it to grow up toward the light.




The pot I placed it in had some drain holes that allowed light to enter near the growth so I placed this pot inside another larger deep pot so the only light available to this growth was up high. Then I left it alone, spritzing it occasionally for the new few weeks.



Finally it had grown sufficiently to repot it. See how the growth is headed upward instead of downward.

-- A big thanks to Eunice Walker, Florida Orchid Growing.



The Story of the Black Orchid By Jamie Lawson

One day a few years ago, I was looking for some new orchids to buy. I came across an ad for a place in San Diego called Sunset Valley Orchids. He had some new crosses of orchids in the *Catasetinae* family. Now I liked *Catasetum* type orchids as they are so unusual. *Catasetums* themselves are one of the few orchids which are sexually dimorphic. This means they have male and female flowers as opposed to all the rest of the orchids having their reproductive parts fused on the column.

Anyway, I ordered a bunch at \$13 each. A couple of years later, one of them was ready to bloom. When it opened up, I looked at it hanging there and thought to myself, 'Wow that is really something!' Not only did it have a fantastic arrangement with the large fan shaped leaves spread over the top like Cleopatra's fan but the blooms were black!

At the time, I was vice president of the Central Florida Orchid Society. I took the plant (which hadn't been named yet) to the meeting to show it off in the show and tell. It did have it's cross name which was (Mo. Painted Desert x Ctsm. Donna Wise). See the family tree on the bottom of this page.

Now, the Central Florida Society is very large and has a lot of orchid judges and other people who are recognized worldwide for their orchid knowledge. One of these was Frank Smith of the Krull Smith Nursery fame. Frank had over 673 awards for quality given to the orchids he had grown which was the most of anyone in the world! I saw him studying my orchid on the display table so walked over to see what he had to say. He turned to me and said "Jamie is that your orchid?" When I said yes, he replied "Jamie, that is the most fantastic orchid I have ever seen. I will give you anything in my greenhouse for that one back bulb there!"

I was very excited as Frank's collection of orchids is unmatched. I asked him if he meant including his private greenhouses next to his mansion which hardly anyone was allowed to enter. You have to realize that I was pretty much a beginner in orchids at the time and Frank was a World Class Orchidist with a huge nursery across the street from his home and about 8 private greenhouses where he kept his private collection, including one with 8 air conditioners for the very rare cool growing orchids. Of course, I said "Sure!"

As the meeting went on, I was introducing the featured speaker as that is what VPs of orchid societies do. I was going to make a joke about Frank and the speaker as they always teased each other about their ages which actually didn't make much sense as the speaker was in his 80s and Frank, I thought, was in his early fifties. But I couldn't see Frank in the crowd so I said nothing and turned out the lights so the speaker could present his slide program. I stood up against the wall during the talks so I could be by the light switch, so I was able to look over the crowd. I noticed some lights and that there were people out in the hallway with the lights. I thought to myself that those guys were missing the program and what were they doing out there anyway. I noticed that they were all the judges in the society and it slowly dawned on me as I looked across the room to where my orchid had been that it wasn't there anymore!

I remembered then that the central Florida group had always bragged that they had so many judges as members that they could hold official AOS judgments at the meeting. And they were judging my orchid! After the speaker's presentation, Frank came up to me and announced that my orchid had received an award of FCC/AOS. This is a First Class Certificate and very few orchids receive this award. Then Frank asked me how much I thought that orchid was worth and I facetiously said "\$10,000?" in a modest manner. Frank looked at me and nodded "Yes." Well, I was really excited and took the plant home and put it in my greenhouse in a special spot as opposed to leaving it outside where it had grown up. Oh, by the way, this turned out to be a seminal cross by Fred Clarke of Sunset Valley Orchids in San Diego, and it made him famous. Not only was it black but the blooms were also very long-lived - up to a month, as opposed to most of the *Catasetinae* tribe in which flowers typically lasted only 7 to 10 days. It was such a new combination of genera that Fred got to name a whole new genus to include it, which made him even more famous and now he is a world-renowned speaker traveling all over the world giving lectures.

And he always credits me with getting the first FCC on one of his black orchids. When an orchid is awarded, the owner gives it a special name as it has to be registered with the AOS, the American Orchid Society, and it needs a special clonal name to differentiate it from all the other in this case Fdk After Darks. Since it was dark and mysterious and sultry looking, I named it after my daughter Juliana Marie. Thus, it is named Fredclarkeara After Dark 'Juliana Marie' FCC/AOS.

Port St Lucie Orchid Society 2025 Officers and Volunteers:

President - John Erickson
1st Vice President - Andrea Heitfeld
2nd Vice President - Nan Rothschild
Recording Secretary - Diana Lenartiene
Corresponding Secretary - Dana DeMarco
Treasurer - Laurie Wade
Membership - Eileen Storck
Immediate Past President - Pam Scholey
Trustee - Diane Bryant - 2027
Barbara Lynn - 2025
Jessica Benford - 2026
AOS Representative - Laurie Wade
2025 Show Co-Chairs - Andrea Heitfeld & John Erickson
Orchid Room - John Erickson
Orchid Exchange - Maureen Kerr
Meeting Lunch Organizer - Jackie Young
Newsletter - Diane Bryant
Website - Diane Bryant (Primary)
Diana Lenartiene (Alternate)
Annual Retreat - Barbara Lynn
Annual Holiday Awards Luncheon - Barbara Lynn

Join us for Monthly Meetings September—June

General Meeting

3rd Monday of the month, 1:00 PM
(Educational Class 12:00 PM)
Port Saint Lucie Botanical Garden
Speakers, Classes, Show and Tell, Raffles,
Orchid Exchange, and more
April, October, and December
Special Meetings
Times & Locations to be Announced

Board Meeting

2nd Monday of the month, 12:30 PM
Port Saint Lucie Botanical Garden



GROW YOUR BUSINESS!

Advertisements in this newsletter are available for \$50/year for 10 issues.


This is a great way for businesses to make their products and services known.

For more information, contact:

PSLOS Newsletter Editor at
pslosdiane@gmail.com
or
PSLOS Treasurer at
mrmush@comcast.net

Important Links for the Orchid Lover

Our Society:
<http://pslos.org/>
Our Facebook Page
<http://www.facebook.com/groups/PSLOS>
Florida Orchid Growing
<https://www.facebook.com/groups/fl.orchid>
American Orchid Society
<http://www.aos.org>
Martin Motes FL Orchid Care Website
<https://www.motesorchids.com>



**Providing Peace of Mind to
Absentee Home Owners**
info@completecarehomewatch.com
772-208-3216
completecarehomewatch.com