

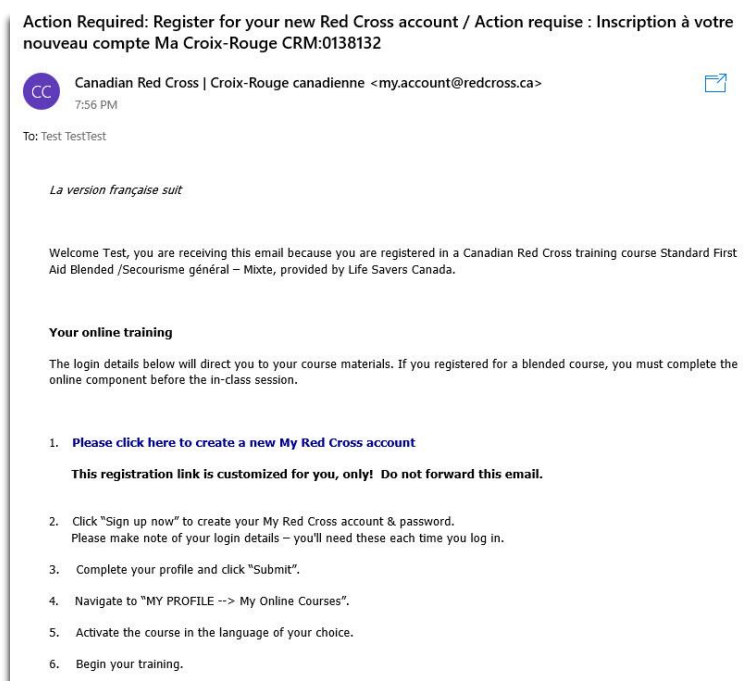


How to Access the Red Cross Online Learning

Online Learning + In-Classroom Training (Blended Courses are considered full course). This course is divided into module section. As soon as you complete the module then you can pause/stop. But **ONLINE LEARNING PORTION MUST COMPLETE THE ONLINE BEFORE YOUR IN-CLASSROOM TRAINING.**

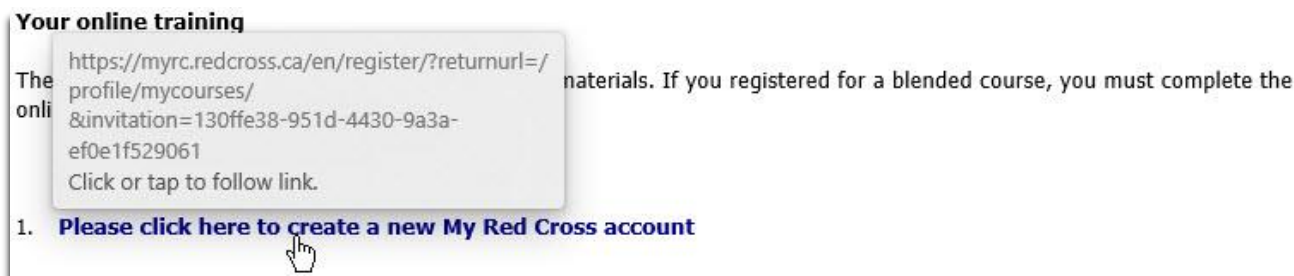
Step one:

After we receive your payment or your information from the company/college that sent you, you should receive an email from Canadian Red Cross within 24 hours to access your Online Learning portion. You might need to check your Junk email folder in case it's sent there. (see below)



Step Two:

1. From the email you received from the Red Cross, select the **"Please click here to create a new My Red Cross account"** link to take you to the Red Cross web site.





How to Access the Red Cross Online Learning

2. Click **"Sign up now"** link to create your My Red Cross account & password. Please make note of your login details – you'll need these each time you log in.

EXISTING ACCOUNT.

EMAIL ADDRESS
12345@gmail.com

PASSWORD [Forgot your password?](#)

SIGN IN

The username or password provided in the request are invalid.

Don't have an account? [Sign up now](#)

OR

IF YOUR EMAIL ENDS IN @REDCROSS.CA OR @CROIXROUGE.CA, CLICK THE CRC BUTTON BELOW.

CRC

3. Enter your email address. Make sure that you are using the email that you sent to Life Savers Canada or by your company/college). Make sure to create a new password.

Then, click on the **"Send verification code"** button. The Red Cross will then send you by email a verification code to make sure your email is valid.

Canadian Red Cross Croix-Rouge canadienne

If your email ends in @redcross.ca or @croixrouge.ca, please do not use the form below. Please click Cancel and use the CRC button on the previous page to sign up.

Verification is necessary. Please click Send button.

Email Address
12345@gmail.com

Send verification code

New Password

Confirm New Password

Create Cancel

Your verification code should be similar to the image below:

Verify your email address

Thanks for verifying your 12345@gmail.com account!

Your code is: 442335

Sincerely,
Canadian Red Cross | Croix-Rouge canadienne

This message was sent from an unmonitored email address. Please do not reply to this message.

Canadian Red Cross Croix-Rouge canadienne



How to Access the Red Cross Online Learning

4. Enter the verification code that you received in your email from Red Cross, as well as a new password. Then, press the **“Verification code”** button.

Canadian Red Cross / Croix-Rouge canadienne

If your email ends in @redcross.ca or @croixrouge.ca, please do not use the form below. Please click Cancel and use the CRC button on the previous page to sign up.

Verification code has been sent to your inbox. Please copy it to the input box below.

Email Address
12345@gmail.com

Verification code
885547

Verify code Send new code

New Password

Confirm New Password

Create Cancel

5. After the code is verified click on the **“Create”** button.

Canadian Red Cross / Croix-Rouge canadienne

If your email ends in @redcross.ca or @croixrouge.ca, please do not use the form below. Please click Cancel and use the CRC button on the previous page to sign up.

E-mail address verified. You can now continue.

Email Address
12345@gmail.com

New Password

Confirm New Password

Create Cancel



How to Access the Red Cross Online Learning

6. Complete your profile and click “**SUBMIT**” button.

My Profile

Your Info

First Name *
Test

Last Name *
TestTest

Date of Birth
YYYY-MM-DD

Language *
English

Phone Number
Provide a telephone number

Email
12345@gmail.com

Address

Street 1
Street 2

City
Province

Postal Code

Share my Information?

In order to ensure you are workplace certified in certain provinces (currently NL and BC), we will share your name, contact information, and year of birth with the applicable provincial workplace safety regulator. If you do not want to be workplace certified and do not want us to share this information, you may opt out.

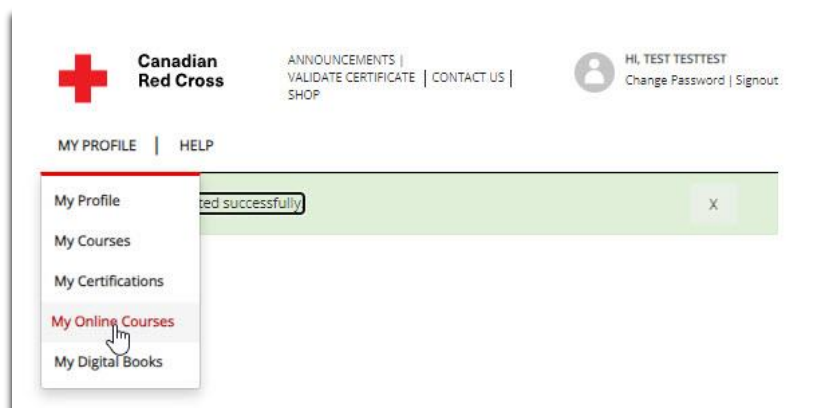
☒ Share My Certificate Information with Legislative Body
☒ I allow Red Cross to share my contact information with Training Partners looking for Instructors in my area
☒ I would like to receive future updates and information from the Red Cross via email, including program updates and Red Cross tips for keeping you and your loved ones safe

SUBMIT

7. Your next web page should look like the image below.



Click on the “**MY PROFILE**” tab and select “**My Online Courses**” link.





How to Access the Red Cross Online Learning

8. Select the course language you want to use by clicking on the “**activate**” button beside it.

The screenshot shows the Canadian Red Cross online learning interface. At the top, there is a red cross logo and the text "Canadian Red Cross". Below this is a banner image of a stethoscope on a keyboard with the text "Welcome, Test TestTest" and "Monday, October 16, 2023 - 23:21 ADT". The main section is titled "Course Language Selection". It contains a table with two rows of course information. The first row is for "Standard First Aid & CPR - Online (english)" and the second row is for "Secourisme général et RCR - En ligne (french)". Both rows have an "activate" button next to them. Below the table is a section titled "My Online Course Menu" which is currently empty, showing "nocourses".

enrolled	course	options
17 Oct 2023	Standard First Aid & CPR - Online (english)	activate
17 Oct 2023	Secourisme général et RCR - En ligne (french)	activate

My Online Course Menu

enrolled	course	status	options
nocourses			

9. You will then receive a warning for the language you chose. Click the “Yes” button to confirm your selection.

The screenshot shows the Canadian Red Cross online learning interface. At the top, there is a red cross logo and the text "Canadian Red Cross". Below this is a banner image of a stethoscope on a keyboard with the text "Welcome, Test TestTest" and "Monday, October 16, 2023 - 23:22 ADT". The main section is titled "Standard First Aid & CPR - Online (english)". Below this title is a question: "Are you happy with your course language selection?". Below the question is a yellow warning box that says "Warning: Your selection is irreversible.". At the bottom of the warning box are two buttons: "Yes" and "No". A mouse cursor is pointing at the "Yes" button.

Standard First Aid & CPR - Online (english)

Are you happy with your course language selection?

Warning: Your selection is irreversible.

[Yes](#) [No](#)

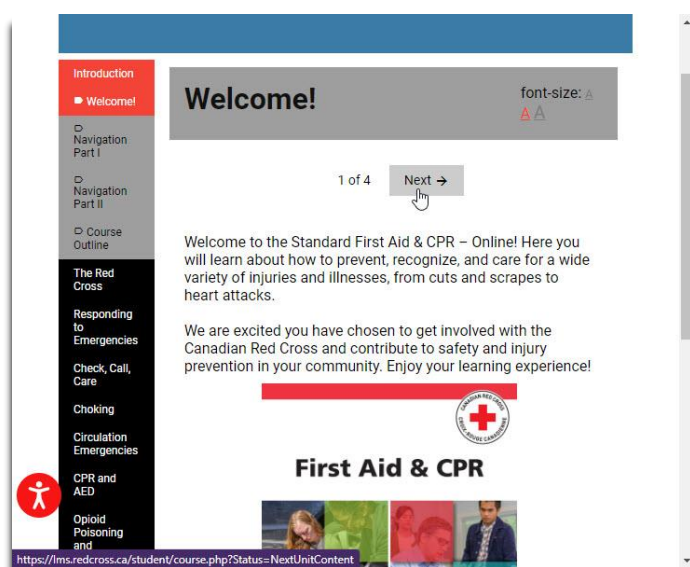


How to Access the Red Cross Online Learning

10. In your next window select the “enter course” button to begin your Online Learning portion.



11. To navigate to the next page click the “Next” button.



SPECIAL NOTES:

- If you do not receive an email from Red Cross, please check your Junk folder.
- Your Online Learning portion **MUST** be completed before your In-Classroom Training so as soon as you receive an email from them, please log in to your account to make sure you have access.
- If you are having problem accessing your Online Learning portion, please contact:
 - Canadian Red Cross: **1-877-356-3226**