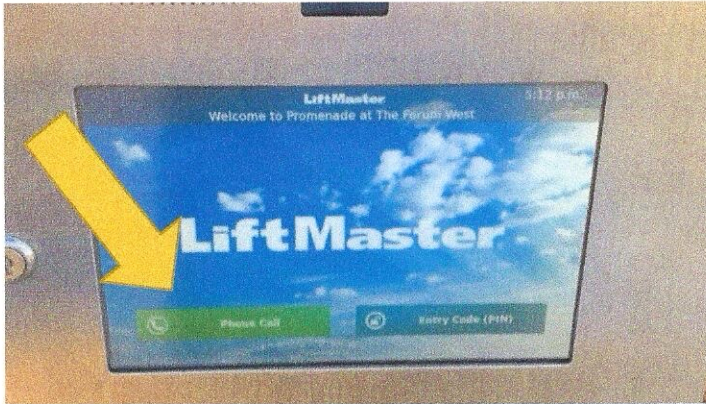


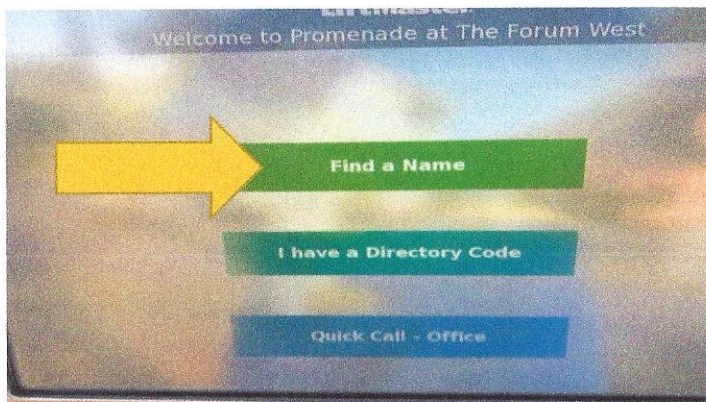
CAPXL CALL BOX INSTRUCTIONS

TO SEARCH FOR A RESIDENT NAME AND DIRECTORY CODE

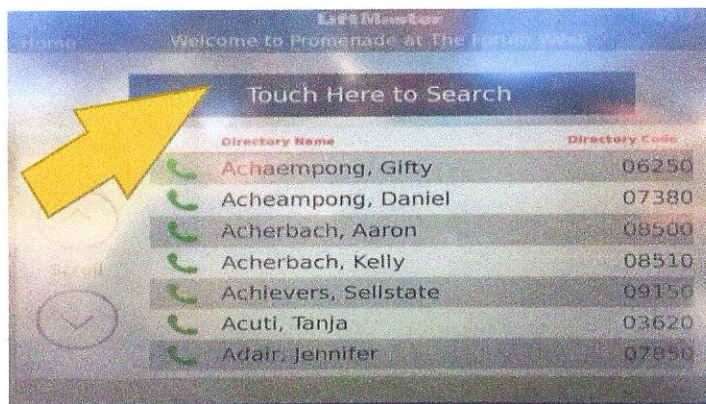
For Guests to look up a resident name, tap on the “PHONE CALL” Tab.



The next screen displays “Find a Name”, “I have a Directory Code” or “Quick Call-Office”. Tap on the “Find a Name” tab.



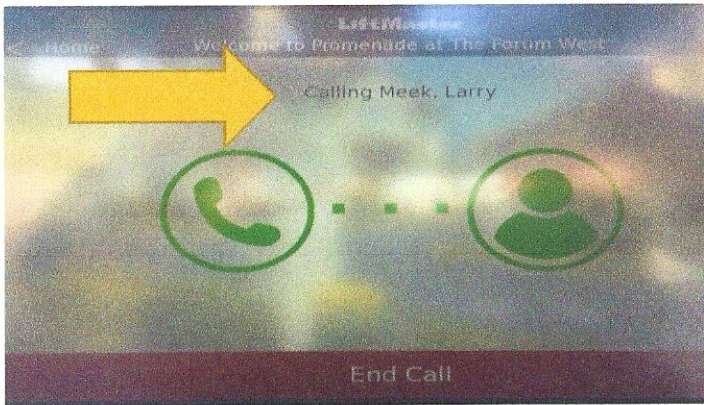
Search for the resident by entering first or last name. Tap, “TOUCH HERE TO SEARCH”.



Enter the first three letters of first or last name



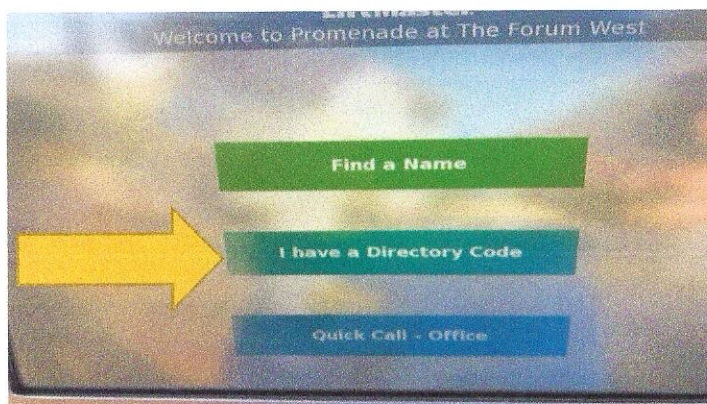
The search will bring up any name with those first three letters and the Directory Code for that resident name.



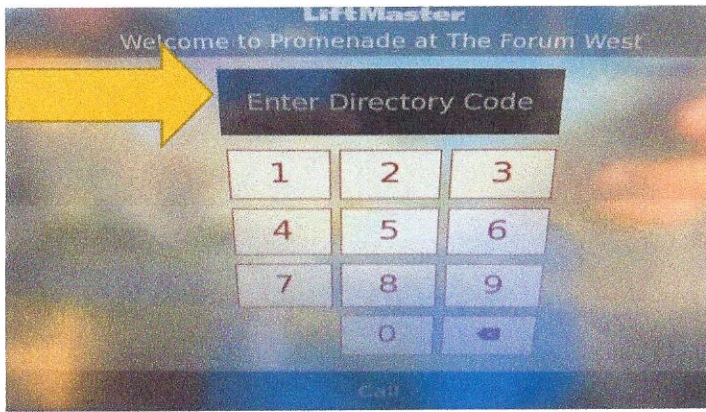
The resident phone should ring and when the resident presses 9 on their phone keypad the gate will go up allowing access.

USE A DIRECTORY CODE FOR ENTRY

If you have an directory code press the “I have a Directory Code” tab



Enter the Directory Code by pushing the numbers corresponding to the number on the keypad.



The resident phone should ring and when the resident presses 9 on their phone keypad the gate will go up allowing access.