






## Kitten Care Information


Congratulations on your new bundle of joy!


This care guide is to help you get started on your journey with your kitten.

 **Journey home:** Your kitten is not use to travelling too far, so do not worry if your kitten is a little sick on the journey home or toileting in the carrier, or even if they are highly vocal, this is normal.

 **Hiding or nervous:** Your kitten may be feeling a little nervous about going into a new enviroment, but that is completely normal. There are new smells and new humans to get use to, so if you find your kitten is hiding away, do not worry, give little one time to come out, you might find that some toys and a little play may help.

 **Little lump:** Sometimes after they have their microchips done, it can leave a little swelling on the back of the neck, so if you notice a little lump on your kitten's neck, please do not worry, it will go down over next few days.

 **Diet:** It's important to maintain a high quality diet for Maine Coons, they are are a large pedigree breed and have years of growing to reach full size. During kitten-hood they need constant access to food, the first 18 months of their life is the most important time period of their growth. Please feed your kitten with the food provided in your kitten pack and continue to provide this food, it is high quality, packed full of meat content and protein.

 **Litter:** Provide your kitten with the same litter as used to toilet train, any changes could provoke your kitten into going elsewhere in the home. It also helps to place the litter tray away from food and sleeping area, also consider providing two litter trays for your kitten aswell.