

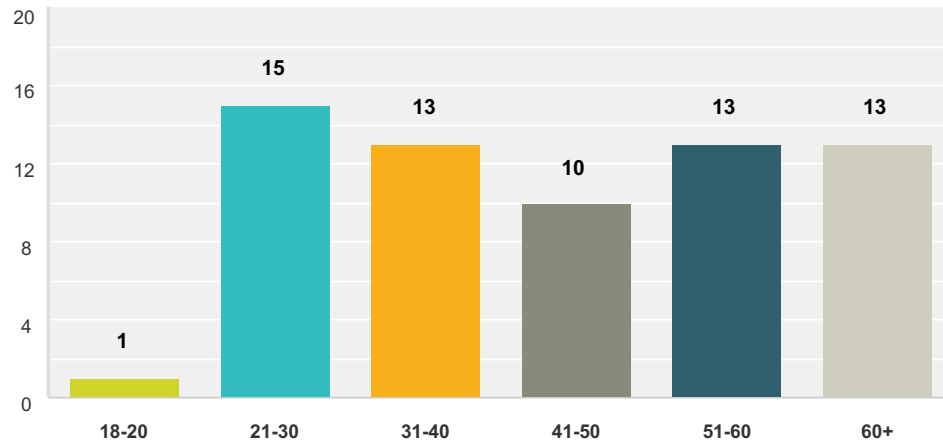
## Q1 What is your gender?

Answered: 65 Skipped: 0

Answer Choices	Responses	
Male	46.15%	30
Female	53.85%	35
<b>Total</b>		<b>65</b>

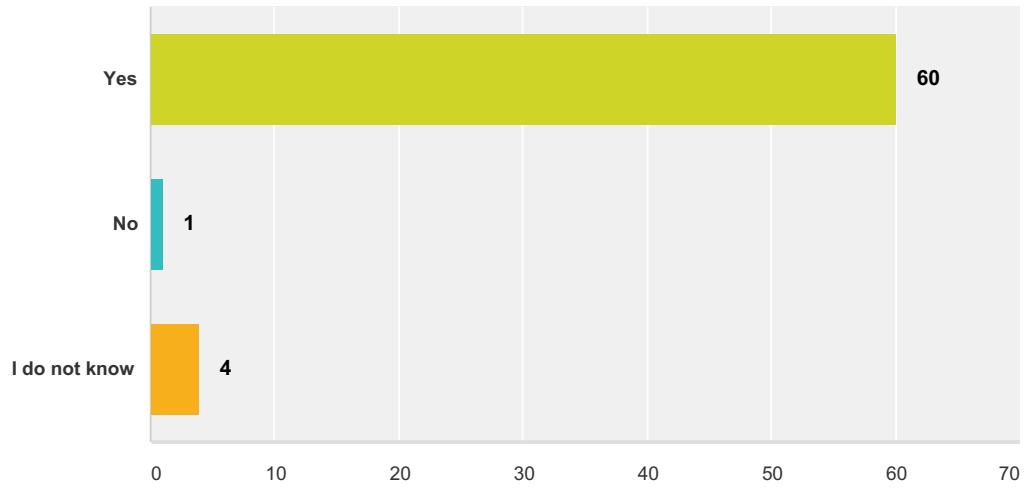
## Q2 What is your age?

Answered: 65 Skipped: 0



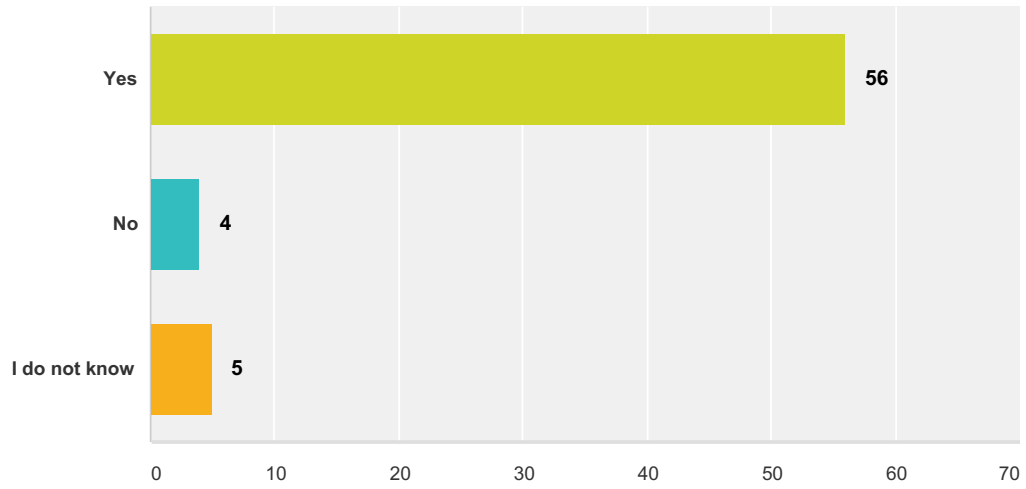
### Q3 Are you eligible to be a PIA member?

Answered: 65 Skipped: 0



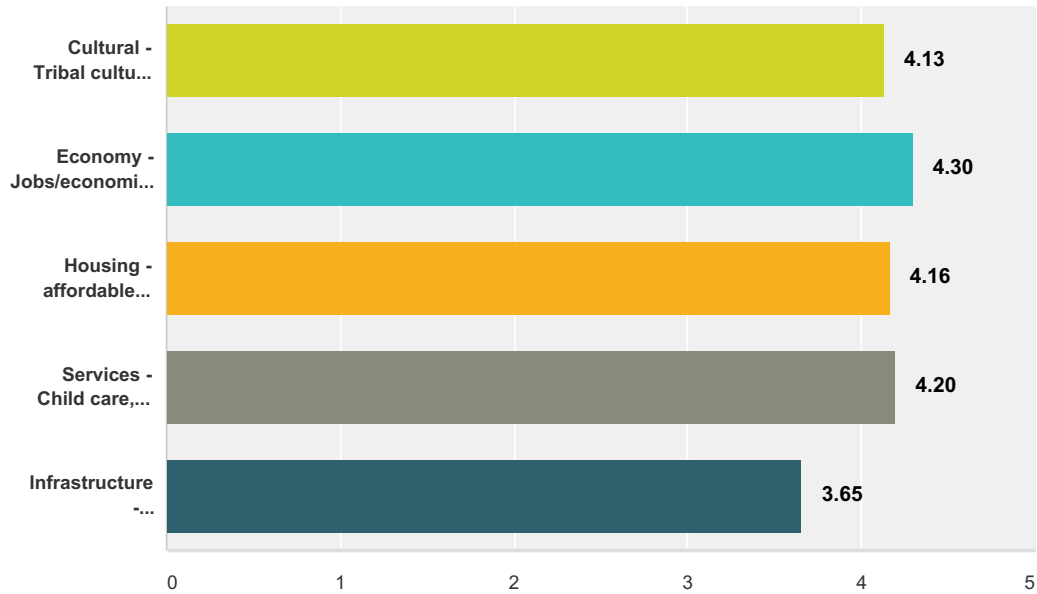
### Q4 Are you a PIA member?

Answered: 65 Skipped: 0



**Q5 How do you rank the need for PIA to develop programs to address the following issues facing our Tribal citizens and community (scale of 1-5, with 1 being no need and 5 being critical)**

Answered: 65 Skipped: 0



PIA Community Survey Questions

**Q6 Please rank the importance of developing a language program to teach Tribal language to kids in school (1 to 5), 1 = no need, existing programs are adequate to 5 = absolutely critical**

Answered: 65 Skipped: 0

	1	2	3	4	5	Total	Weighted Average
(no label)	6.15% 4	4.62% 3	18.46% 12	27.69% 18	43.08% 28	65	3.97

PIA Community Survey Questions

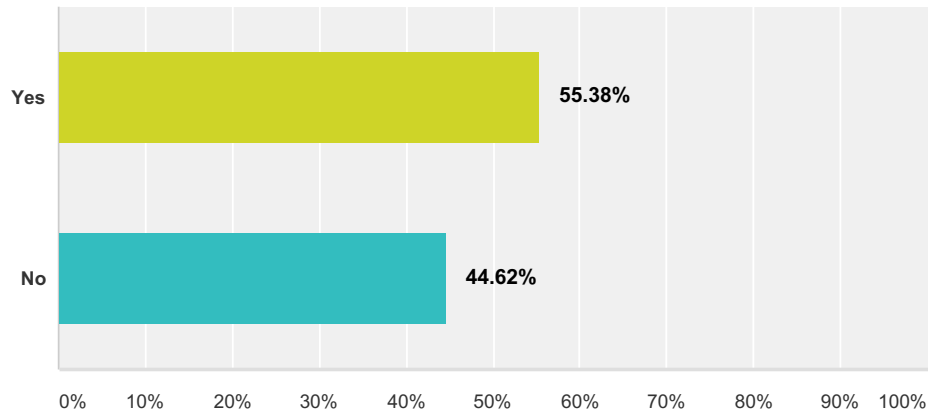
**Q7 Please rank the importance of improving existing efforts for ensuring preservation of the Tribal culture (1 to 5) 1 = no need, existing programs are adequate to 5 = absolutely critical**

Answered: 63 Skipped: 2

	1	2	3	4	5	Total	Weighted Average
(no label)	3.17% 2	1.59% 1	14.29% 9	28.57% 18	52.38% 33	63	4.25

### Q8 Are you currently employed?

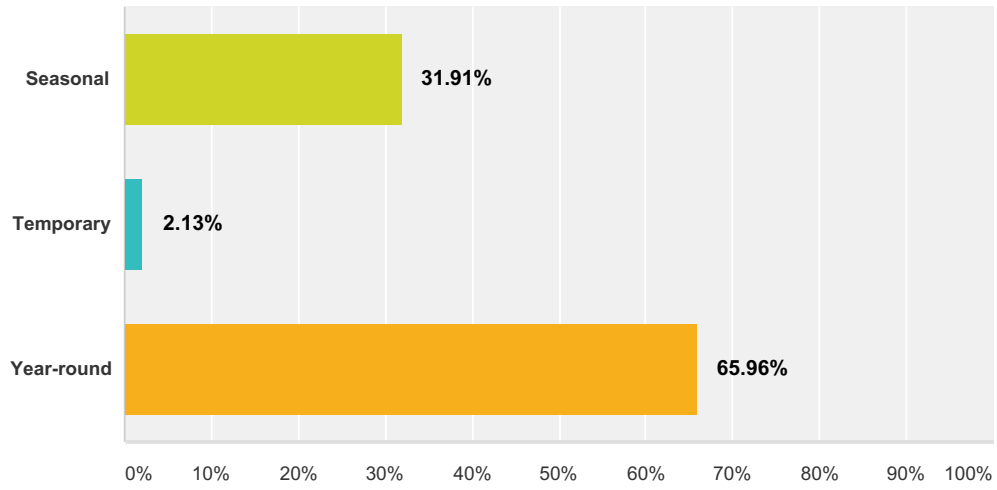
Answered: 65 Skipped: 0





### Q9 Is your job seasonal, temporary or year-round?

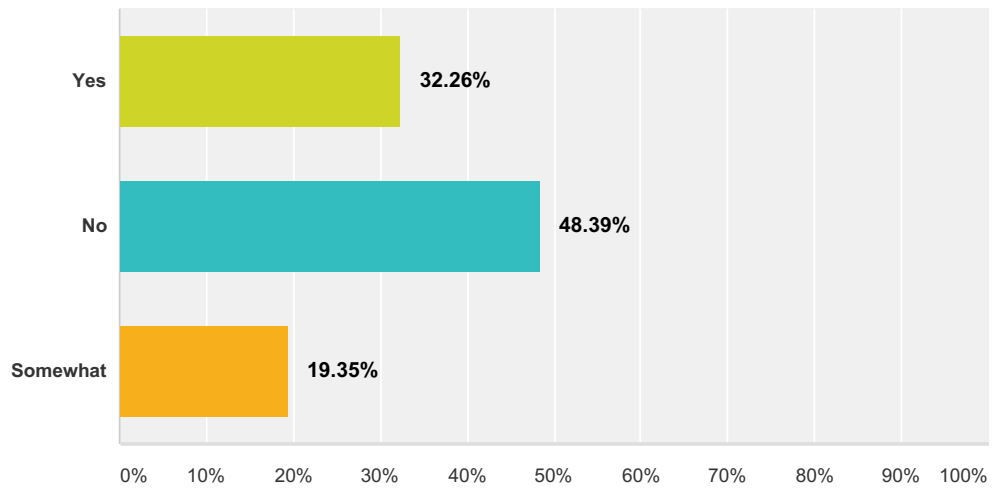
Answered: 47 Skipped: 18



Answer Choices	Responses
Seasonal	31.91% 15
Temporary	2.13% 1
Year-round	65.96% 31
<b>Total</b>	<b>47</b>

### Q10 If you are unemployed, have you had difficulty finding a job?

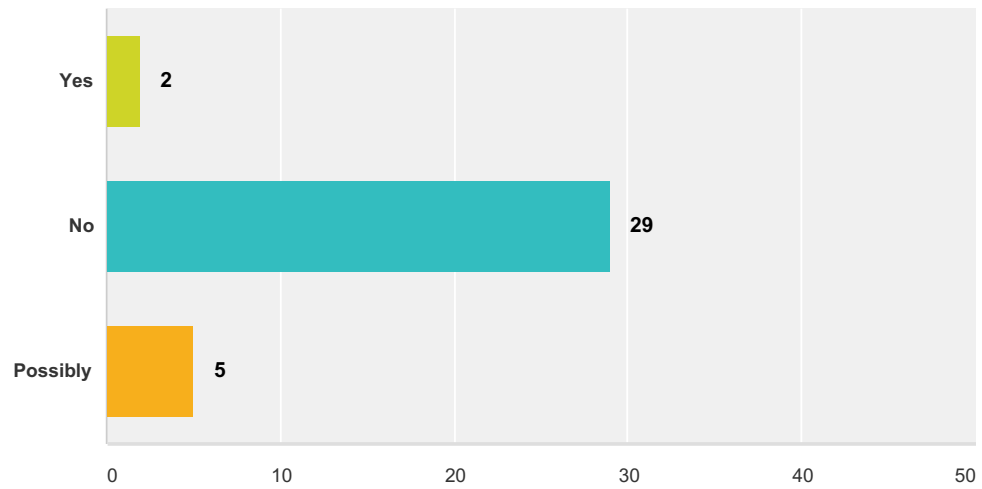
Answered: 31 Skipped: 34



Answer Choices	Responses
Yes	32.26% 10
No	48.39% 15
Somewhat	19.35% 6
<b>Total</b>	<b>31</b>

### Q11 If you are unemployed, are you considering moving to find a job?

Answered: 36 Skipped: 29



Answer Choices	Responses
Yes	5.56% 2
No	80.56% 29
Possibly	13.89% 5
<b>Total</b>	<b>36</b>

PIA Community Survey Questions

**Q12 How many people are living in your household?**

Answered: 61 Skipped: 4

Answer Choices	Average Number	Total Number	Responses
	3	174	61
<b>Total Respondents: 61</b>			

Basic Statistics					
	Minimum	Maximum	Median	Mean	Standard Deviation
	1.00	6.00	3.00	2.85	1.34

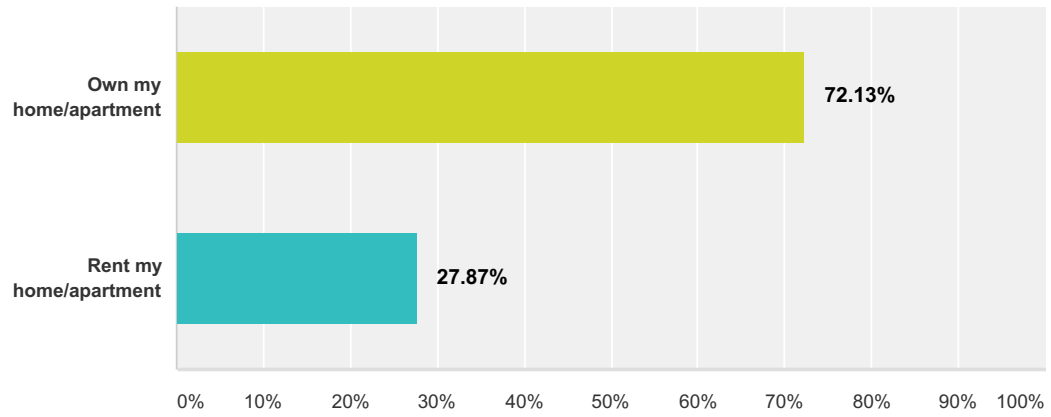
#		Date
1	2	1/12/2017 11:27 AM
2	3	1/12/2017 11:27 AM
3	2	1/12/2017 11:23 AM
4	5	1/12/2017 11:23 AM
5	4	1/12/2017 11:23 AM
6	3	1/12/2017 11:22 AM
7	1	1/12/2017 10:57 AM
8	4	1/12/2017 10:56 AM
9	1	1/12/2017 10:55 AM
10	1	1/12/2017 10:53 AM
11	3	1/12/2017 10:52 AM
12	2	1/12/2017 10:50 AM
13	4	1/12/2017 10:48 AM
14	3	1/12/2017 10:47 AM
15	1	1/12/2017 10:45 AM
16	2	1/12/2017 10:43 AM
17	3	1/12/2017 10:39 AM
18	2	1/12/2017 10:38 AM
19	2	1/12/2017 10:36 AM
20	6	1/12/2017 10:28 AM
21	2	1/12/2017 10:26 AM
22	2	1/12/2017 10:24 AM
23	1	1/12/2017 10:22 AM
24	6	1/12/2017 10:18 AM
25	2	1/12/2017 10:17 AM
26	3	1/12/2017 10:16 AM
27	3	1/12/2017 10:14 AM
28	4	1/12/2017 10:13 AM

## PIA Community Survey Questions

29	4	1/12/2017 10:11 AM
30	2	1/12/2017 10:09 AM
31	2	1/12/2017 10:08 AM
32	5	1/12/2017 10:04 AM
33	2	1/12/2017 10:02 AM
34	3	1/12/2017 10:01 AM
35	3	1/12/2017 9:59 AM
36	3	1/12/2017 9:56 AM
37	4	1/12/2017 9:55 AM
38	3	1/12/2017 9:54 AM
39	3	1/12/2017 9:51 AM
40	2	1/12/2017 9:50 AM
41	6	1/12/2017 9:48 AM
42	3	1/12/2017 9:47 AM
43	3	1/12/2017 9:45 AM
44	6	1/12/2017 9:44 AM
45	1	1/12/2017 9:40 AM
46	3	1/12/2017 9:38 AM
47	6	1/12/2017 9:37 AM
48	3	1/12/2017 9:35 AM
49	2	1/12/2017 9:33 AM
50	3	1/12/2017 9:29 AM
51	3	1/12/2017 9:27 AM
52	2	1/12/2017 9:23 AM
53	1	1/12/2017 9:21 AM
54	2	1/12/2017 9:19 AM
55	2	1/12/2017 9:17 AM
56	1	1/12/2017 9:16 AM
57	4	1/12/2017 9:12 AM
58	3	1/12/2017 9:10 AM
59	3	1/12/2017 9:08 AM
60	2	1/12/2017 9:07 AM
61	2	1/12/2017 9:04 AM

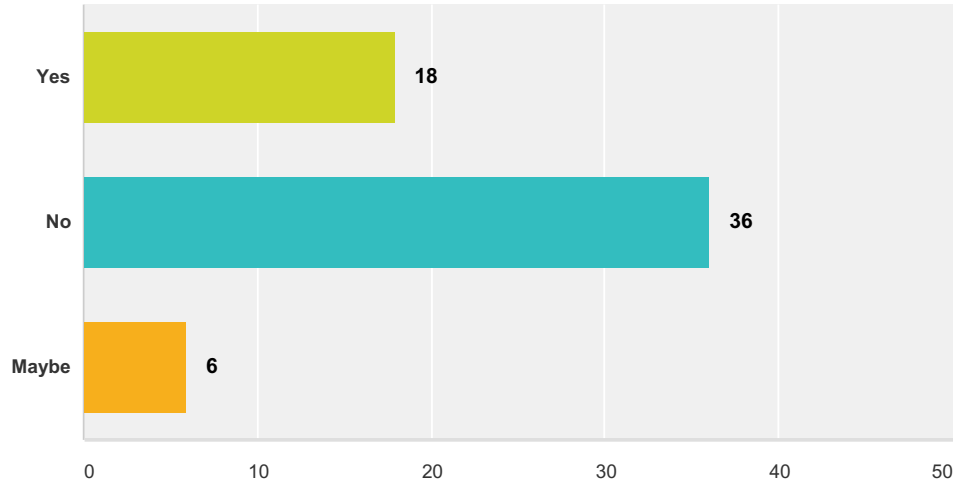
### Q13 Do you...

Answered: 61 Skipped: 4



**Q14 Are there people living in your home that would like to be able to afford their own home/apartment?**

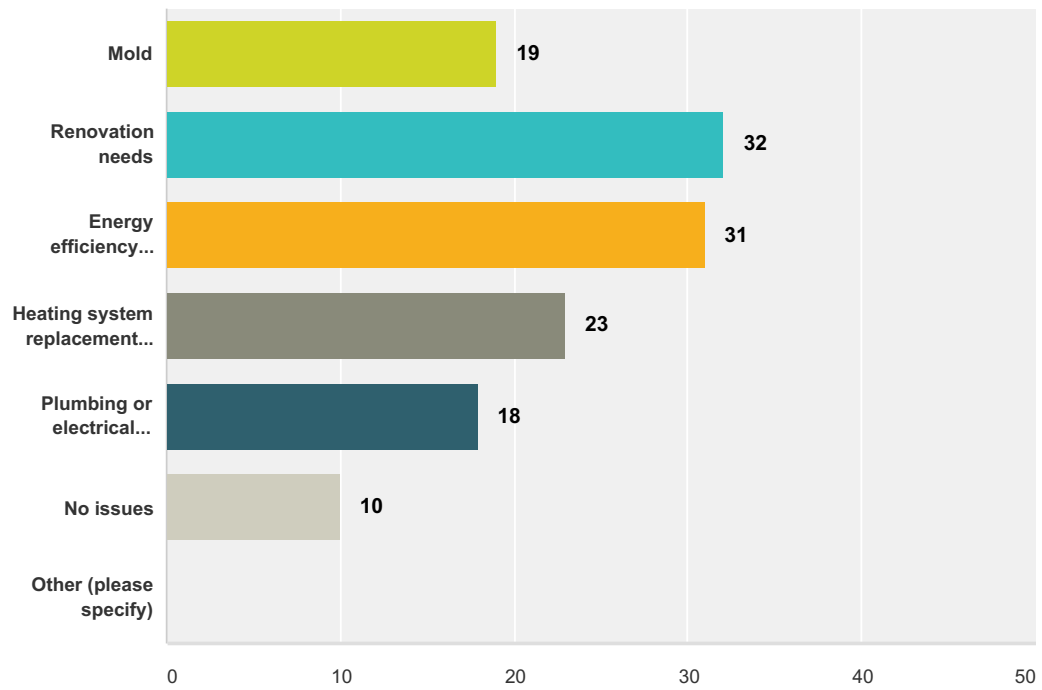
Answered: 60 Skipped: 5



Answer Choices	Responses
Yes	30.00% 18
No	60.00% 36
Maybe	10.00% 6
<b>Total</b>	<b>60</b>

**Q15 Does your residence have any of the following issues? Check all that apply**

Answered: 62 Skipped: 3

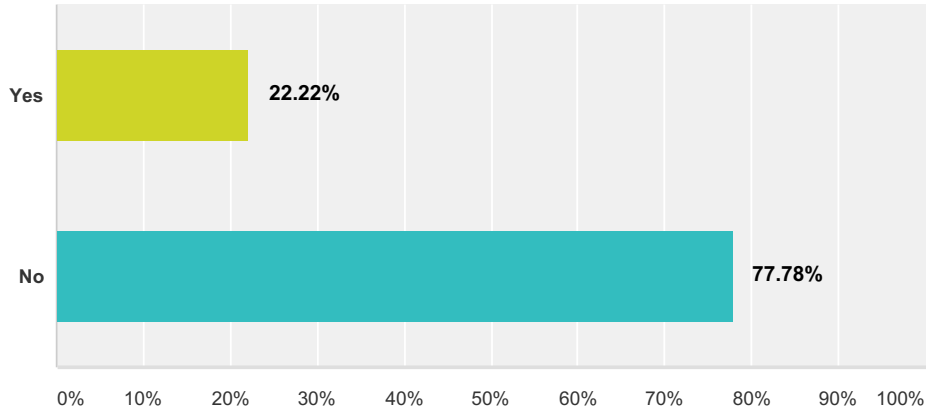


#	Other (please specify)	Date
	There are no responses.	



**Q16 Are you aware of any housing assistance programs that you are able to leverage?**

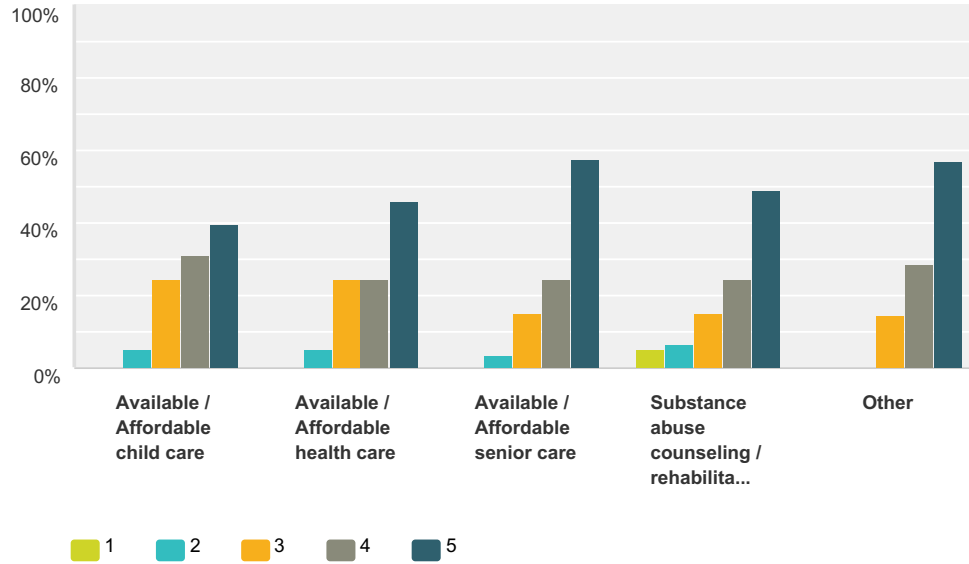
Answered: 63 Skipped: 2



Answer Choices	Responses	
Yes	22.22%	14
No	77.78%	49
<b>Total</b>		<b>63</b>

**Q17 How do you rate the need for new or modified programs to address the following? (scale of 1 to 5, with 1 being no need and 5 being critical)**

Answered: 63 Skipped: 2



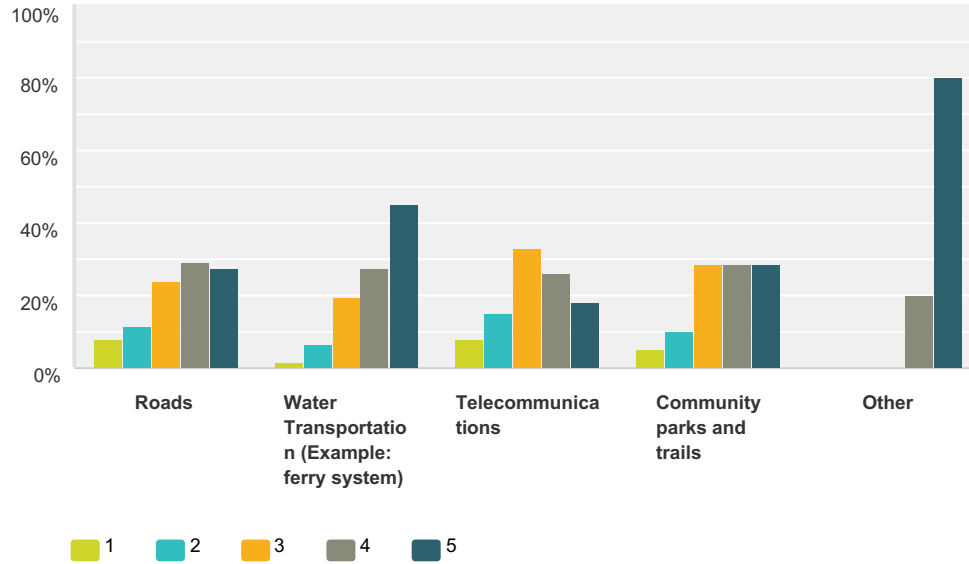
	1	2	3	4	5	Total	Weighted Average
Available / Affordable child care	0.00% 0	4.92% 3	24.59% 15	31.15% 19	39.34% 24	61	4.05
Available / Affordable health care	0.00% 0	4.92% 3	24.59% 15	24.59% 15	45.90% 28	61	4.11
Available / Affordable senior care	0.00% 0	3.28% 2	14.75% 9	24.59% 15	57.38% 35	61	4.36
Substance abuse counseling / rehabilitation	4.92% 3	6.56% 4	14.75% 9	24.59% 15	49.18% 30	61	4.07
Other	0.00% 0	0.00% 0	14.29% 1	28.57% 2	57.14% 4	7	4.43

#	Other (please specify)	Date
1	house or apartment	1/12/2017 10:50 AM
2	wood available to tribe members to purchase	1/12/2017 10:38 AM
3	Schooling training	1/12/2017 10:26 AM
4	housing repair	1/12/2017 9:59 AM
5	More cultural events with the youth	1/12/2017 9:51 AM
6	Housing	1/12/2017 9:35 AM
7	Higher education (college) grants for native students	1/12/2017 9:23 AM
8	The need for housing homeless and better housing for people in sub-standard rental units	1/12/2017 9:02 AM

PIA Community Survey Questions

**Q18 How do you rate the need for new or modified programs to address the following? (scale of 1 to 5, with 1 being no need and 5 being critical)**

Answered: 62 Skipped: 3



	1	2	3	4	5	Total	Weighted Average
Roads	8.06% 5	11.29% 7	24.19% 15	29.03% 18	27.42% 17	62	3.56
Water Transportation (Example: ferry system)	1.61% 1	6.45% 4	19.35% 12	27.42% 17	45.16% 28	62	4.08
Telecommunications	8.20% 5	14.75% 9	32.79% 20	26.23% 16	18.03% 11	61	3.31
Community parks and trails	5.00% 3	10.00% 6	28.33% 17	28.33% 17	28.33% 17	60	3.65
Other	0.00% 0	0.00% 0	0.00% 0	20.00% 1	80.00% 4	5	4.80

#	Other (please specify)	Date
1	electronic recycling program	1/12/2017 10:38 AM
2	Stuff for teenagers to do	1/12/2017 10:26 AM
3	economic need, new industry/business to employ towns people or bring in new families	1/12/2017 10:24 AM
4	snow removal	1/12/2017 10:06 AM
5	Raven Eagle apts. swingset and playground. Green Energy (solar-wind-hydro power)	1/12/2017 9:02 AM