

Look at the number "1". Use your finger to trace the number.
Say what are the things you can find on this page.




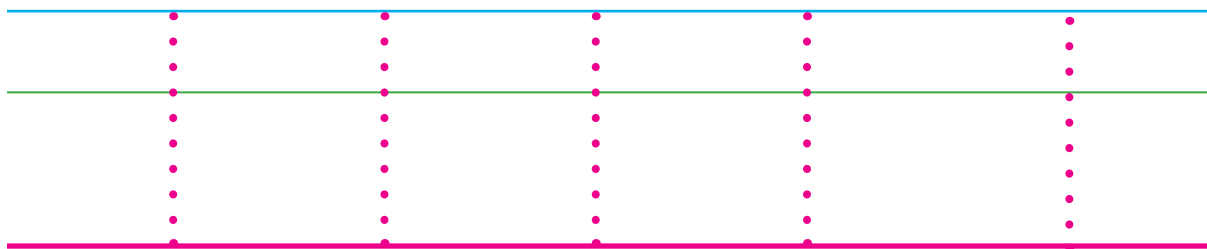
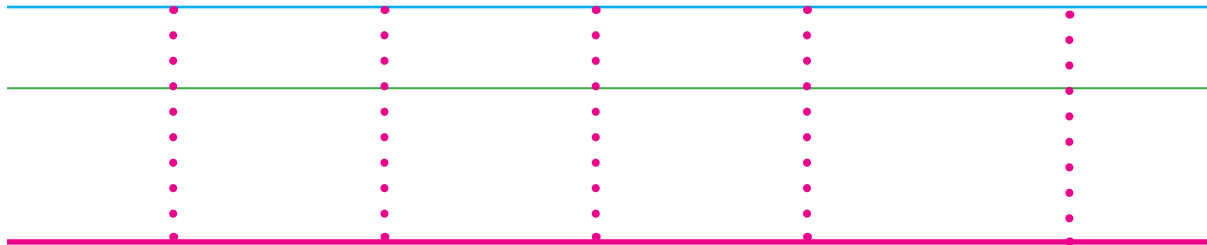


one

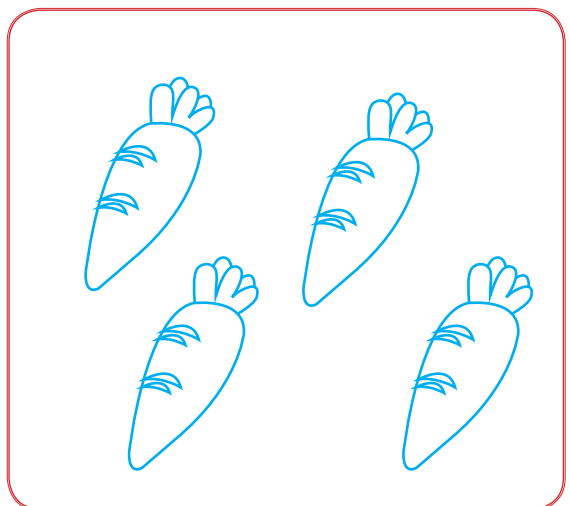










Trace the dotted lines and write the number "1" .




Count and colour 1 object.




Look at the number "2". Use your finger to trace the number.
Say what are the things you can find on this page.

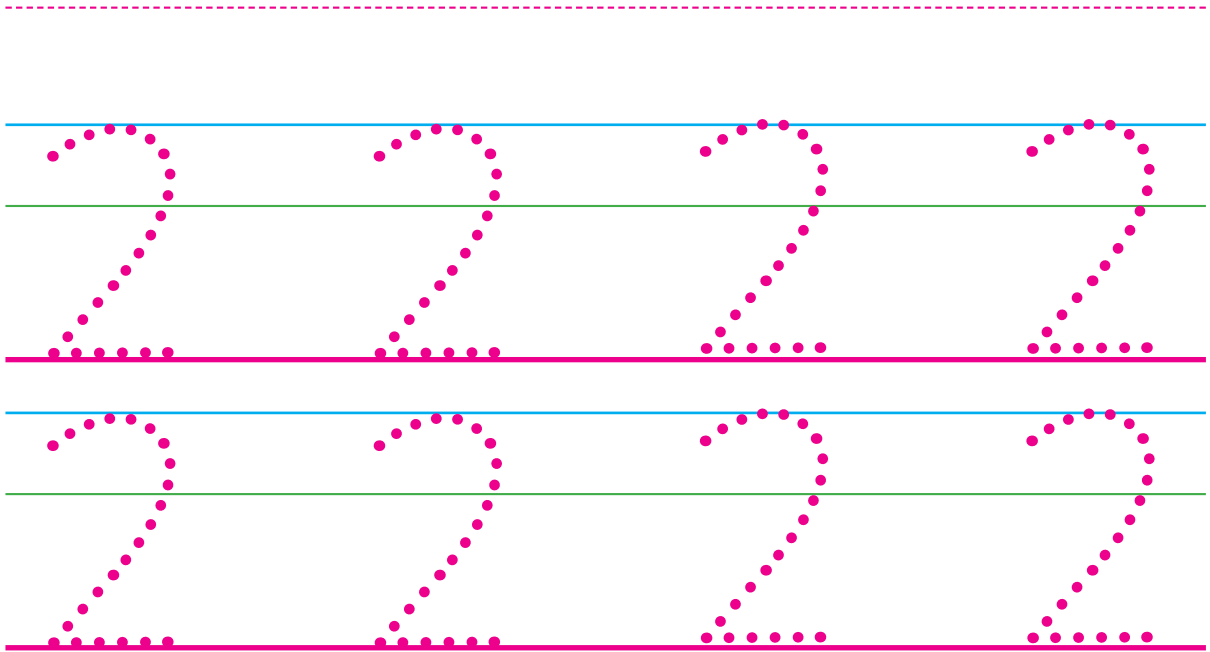


two





Trace the dotted lines and write the number "2" .



★ Read and follow the instructions.

Draw 2  on the shirt.



Draw 1 











Draw 1 












Draw 2 






★ Count and fill in the blanks with the correct numbers.

	<input data-bbox="550 510 790 741" type="text"/>
	<input data-bbox="1166 510 1406 741" type="text"/>
	<input data-bbox="550 920 790 1151" type="text"/>
	<input data-bbox="1166 920 1406 1151" type="text"/>
	<input data-bbox="550 1323 790 1554" type="text"/>
	<input data-bbox="1166 1323 1406 1554" type="text"/>
	<input data-bbox="550 1727 790 1957" type="text"/>
	<input data-bbox="1166 1727 1406 1957" type="text"/>





Draw lines to match the same number of fruits.




★ Count the objects and write the correct number.





★ Circle the two groups with the same number of objects.






★ Look at the numbers given in the centre. Draw a line from the number to the group with the correct quantity.




2



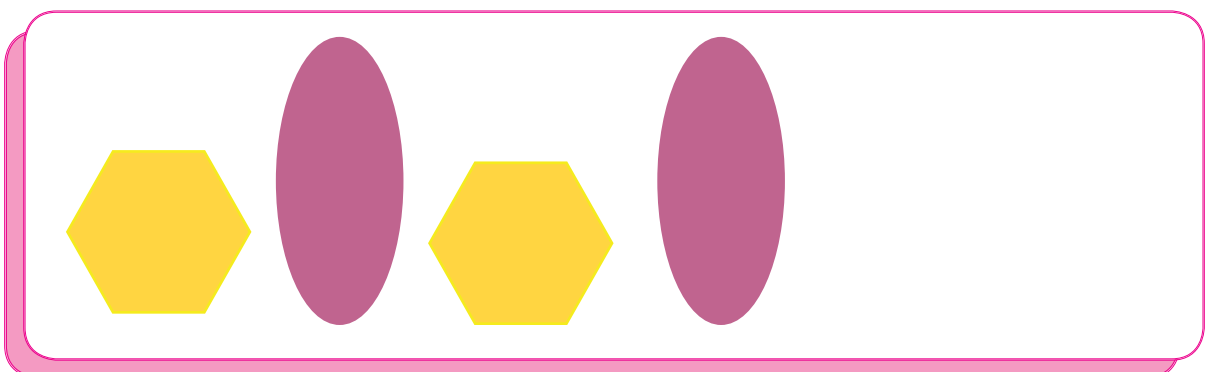

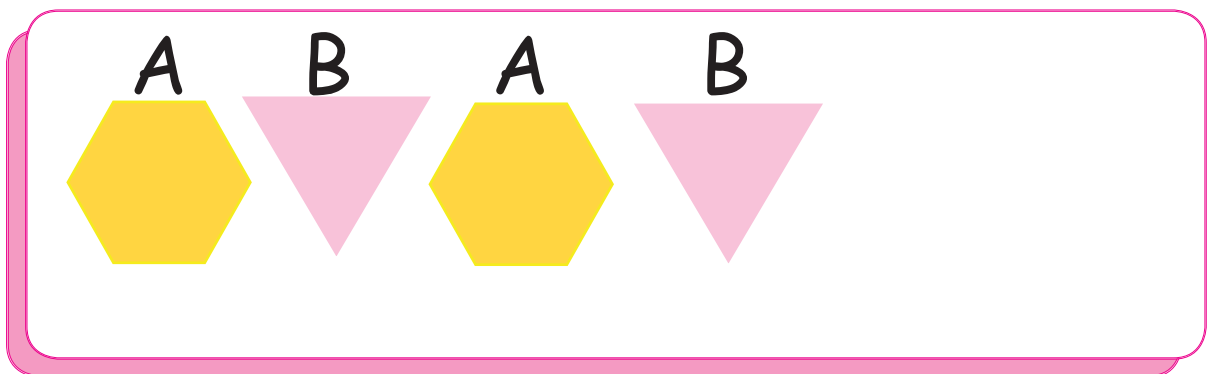
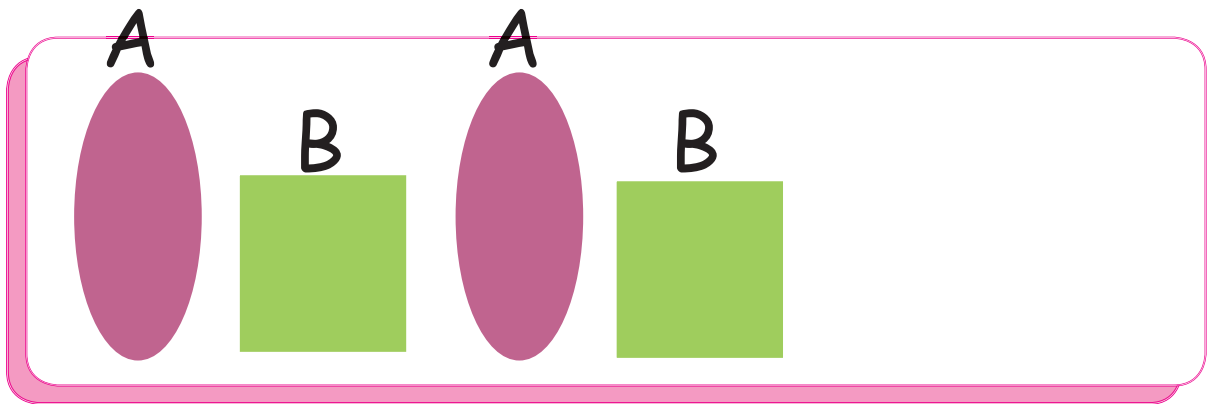
3




1



★ What comes next? Draw the shape that comes next (one only) and colour it in the correct colours.



MIGHTY MATH KINDERGARTEN COURSE SERIES



MATHEMATICS LEARNING OBJECTIVES

- Numbers, Number Systems and Number Relationships
- Computation and Estimation - Measurement and Estimation
- Statistics and Data Analysis - Probability and Predictions
- Algebra and Functions - Trigonometry - Calculus