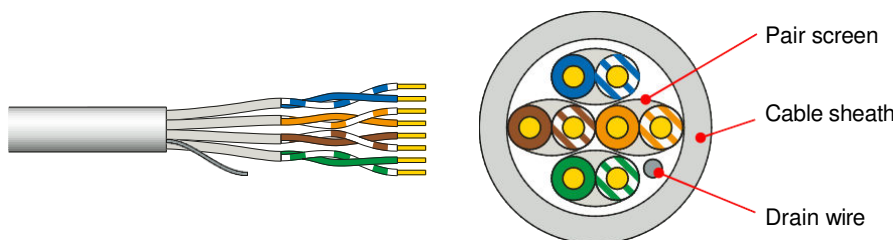


R&Mfreenet U/FTP Cat.6_A 650MHz 4PxAWG23 LSZH Dca NVP=76% ISO/IEC 11801 ANSI/TIA-568.2 U <batch no.> <dd/mm/yy> <meter> m

Cable reference	Part number	R308247
	Source code	U
	R&M positioning	Cat.6 _A , Level 1

Cable construction	Conductor	Bare solid copper wire AWG23 (≥ Ø 0.56 mm)
	Insulation	Polyethylene ≤ Ø 1.35 mm
	Twisting	2 wires to the pair
	Cable lay up	4 pairs to the core
	Pair screen	Alu / polyester tape
	Overall screen	Non, tin plated copper drain wire
	Sheath	LSZH, gray RAL 7035



Application

Primary (Campus), Secondary (Riser), Tertiary (Horizontal)
 IEEE 802.3an: 10Base-T; 100Base-TX; 1000Base-T; 10GBase-T
 IEEE 802.5 16 MB; ISDN; TPDDI; ATM
 IEEE 802.3af (PoE) / IEEE 802.3at (PoE+) / IEEE 802.3bt (4PPoE)
 Universal PoE (UPoE / UPoE+) / Power Over HDBASE-T (POH)
 Confirming to European regulation "CPR" EN 50575

Standards

ISO/IEC 11801 2nd ed.; EN 50173-1; ANSI/TIA-568.2
 IEC 61156-5 2nd ed.; EN 50288-10 ; Power over Ethernet (PoE) / Type 1-4

Fire rating

LSZH
 IEC 60332-1; IEC 60754-2; IEC 61034
 EN50575; Dca s2-d1-a1; DOP D6576

Technical Data	Cable designation	U/FTP Cat.6 _A 650MHz 4PxAWG23
	Packaging	Drum 500 m
	Outer diameter	Nominal 7.25 mm
	Weight	51 kg / km
	Thermal load	1496MJ / km
	Segregation class	C
	Tensile force	100 N

Mechanical Properties	Bending radius	≥ 40 mm during operation (without load)
		≥ 65 mm during installation (with load)
	Temperature range	During operation
	During installation	0°C...+ 50°C

Electrical Properties (at 20°C ± 5°C)





DC loop resistance		≤ 18.0 Ω / 100 m
Resistance unbalance		≤ 2 %
Test voltage	DC, 1 min, core/core	1000 V
Insulation resistance	500 V	≥ 5000 MΩ * km
Capacitance		43 pF / m max.
Capacitance unbalance		≤ 1200 pF / km
Mean characteristic impedance		100 ± 5 Ω
Nominal velocity of propagation		Approx. 76 %
Propagation delay	At 1 MHz	≤ 420 ns / 100 m
Delay skew		≤ 20 ns / 100 m
Coupling attenuation		≥ 70 dB
Balance TCL	At 1 MHz	≥ 40 dB
	At 10 MHz	≥ 40 dB
	At 100 MHz	≥ 20 dB
PS-Alien NEXT	At 100 MHz	Min. 75dB
		Typ. 80dB

Typical transmission characteristics (at 20°C)

f (MHz)	Attenuation (dB/100m)		NEXT (dB)		PS-NEXT (dB)		ACR-F ¹⁾ (dB/100m)		PS-ACR-F ¹⁾ (dB/100m)		Return loss (dB)	
	Max	Typ	Min	Typ	Min	Typ	Min	Typ	Min	Typ	Min	Typ
4	3.8	3.5	66.3	100	63.3	97	56	84	53	81	23	30
10	5.9	5.6	60.3	100	57.3	97	48	83	45	80	25	30
20	8.4	7.9	55.8	100	52.8	97	42	81	39	78	25	30
62.5	15	14.2	48.4	100	45.4	97	32.1	67	29.1	64	21.5	30
100	19.1	18.5	45.3	100	42.3	97	28	63	25	60	20.1	30
250	31.1	29.1	39.3	90	36.3	87	20	55	17	52	17.3	25
500	45.3	44.4	34.8	83	31.8	80	14	52	11	49	17.3	21
600	-	48.5	-	82	-	79	-	47	-	44	-	20
650	-	51.4	-	82	-	79	-	45	-	42	-	20

¹⁾ ACR-F was formerly known as ELFEXT.

Recommended connection technique

Module		Perm. Link Class D	Perm. Link Class E	Channel Class E _A	Perm. Link Class E _A	Short Link Class E _A
	Cat.5e/s	✓	-	-	-	-
	Cat.6/s	✓	✓	✓	-	-
	Cat.6 _A ISO/s	✓	✓	✓	✓	✓
	Cat.6 _A EL/s	✓	✓	✓	✓	✓

Third party certificate 3P Third Party Testing