

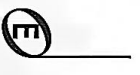




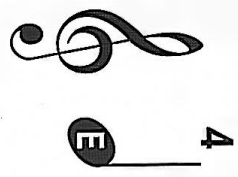


R.H.



Mar - y	had	a	lit - tle	lamb,	it	was	white	as	snow - flakes.
Car - los	had	a	lit - tle	horse,	it	was	brown	as	choc - 'late.
Ka - tie	had	a	lit - tle	dog,	it	was	black	as	mid - night.
Dal - las	had	a	lit - tle	chick,	it	was	bright	as	sun - shine.



NEW! GRAND STAFF GAMES

Turn to p. 86 and learn about the grand staff.

Teacher Note: These games will prepare students to read on the grand staff.

E C D D C E

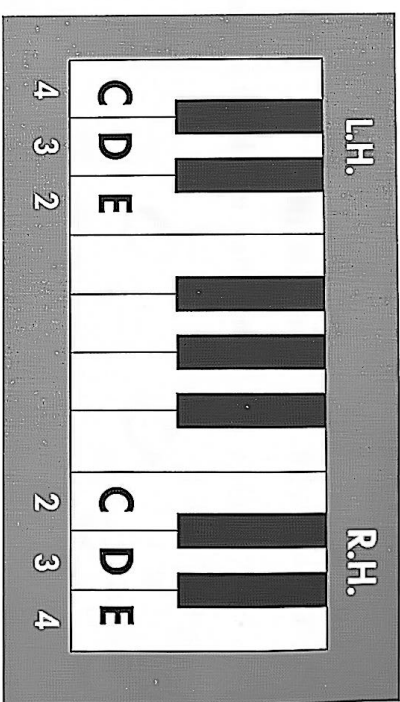
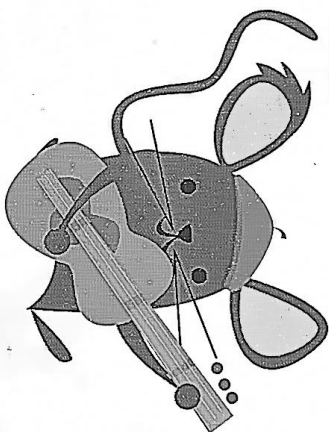


Monsieur Mouse

C-D-E Melody with Half Notes

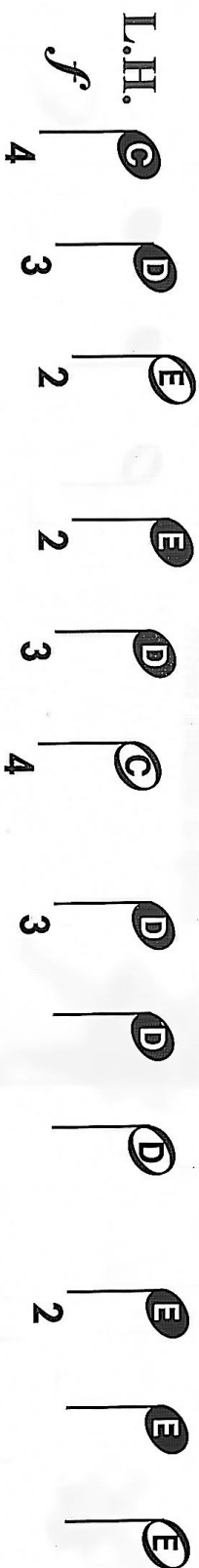
Tips from Monsieur Mouse:

1. Point to the notes, counting, "1, 1, 1-2."
Use **L.H.** for downstems and **R.H.** for upstems.
2. Your teacher will help you circle every group of ♩ ♩ ♩ notes.
3. Play on the piano and sing the finger numbers or words.




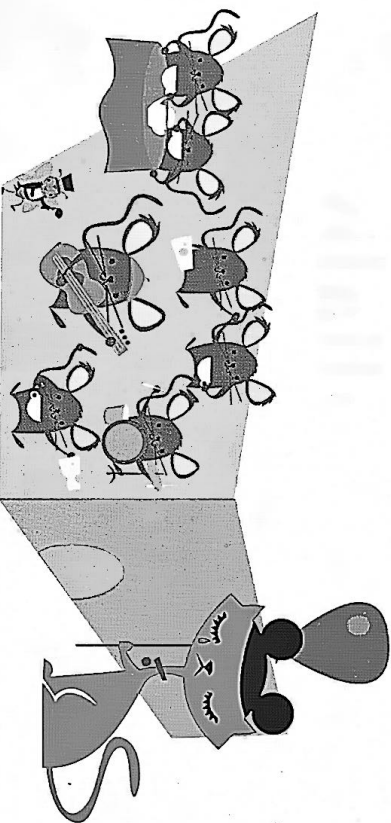
Words by Crystal Bowman

Mon - sieur Mouse, Mon - sieur Mouse wel - comes friends to his house.
Plays gui - tar, sings a song. His guests dance all night long.



Teacher Duett: (Student plays in the MIDDLE of the keyboard.)





R.H. 2 3 4 4 3 2 3 2

He serves tea, cheese and toast. Mon - sieur Mouse eats the most.

Mon - sieur Mouse loves a crowd, but no cats are al - lowed.

4. Have fun squeaking the sounds to Mouse Rhythms in your Writing Book, pp. 32-33.



Can you find Tap?

5

8va

1 1 2 3


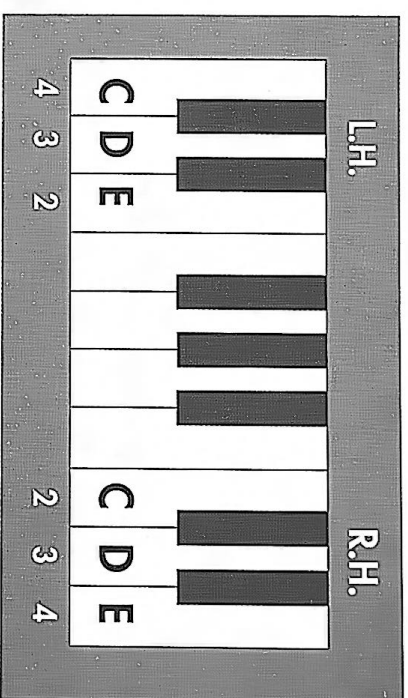
8va

Little Lost Kitty




Quarter-Note Song on C-D-E

Tips from Millie and Marta:

1. Point to each note, counting "1, 1, 1, 1, 1." Use **L.H.** for *down*-stems and **R.H.** for *up*-stems.
2. Guide your teacher! Point to each note and say the **finger number** as your teacher plays.
3. Circle all the **repeated notes**.
4. Play on the piano, singing the finger numbers. Can you see your "stone"? (See p. 12)








Words by Crystal Bowman

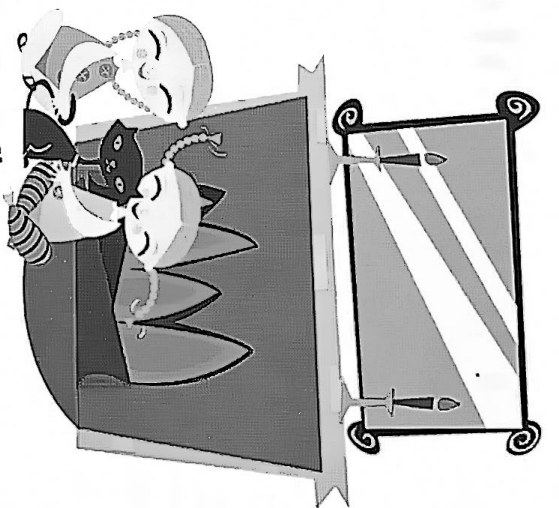

Kit - ty cat,
f Here's some milk,
 L.H.  2 *same finger*  3 

where
are
you
go - ing?

what's
your
de -
sire? _____

4
3



2
R.H. 

It's



ty's

3


dark, sleep



ing

4


wind by

3


is the

2


blow -




ing.

What do
these dots
mean?




Teacher Duett: (Student plays in the MIDDLE of the piano.)

1 2 3 5

R.H. 

1 2 3 5

L.H. 

3

1 2 3

1 2 3

2 1

rit. on repeat