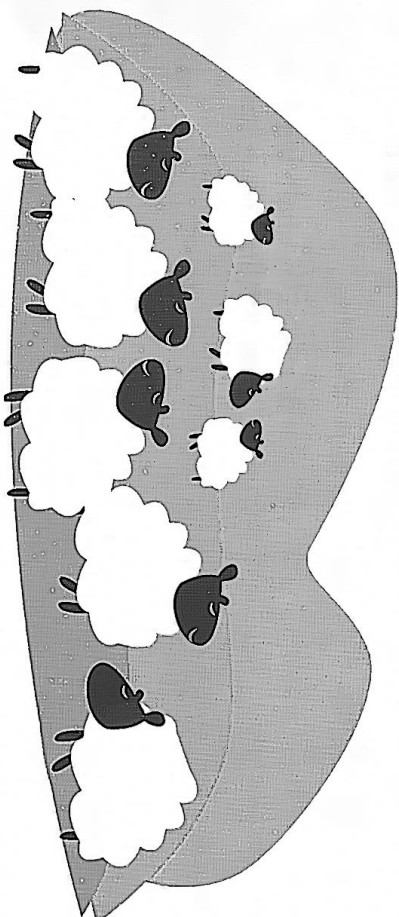
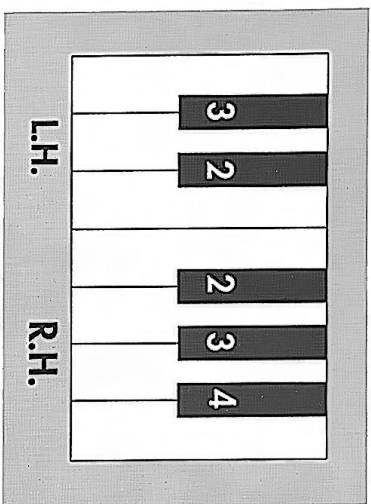


# Shepherd, Count Your Sheep

Black-Key Song with Whole Notes



Shepherd, count your sheep (2 - 3 - 4) as they fall a - sleep. (2 - 3 - 4)

**R.H.** 2 3 4 4 2 3 4

**L.H.** 3 2 3 2 3 2 3

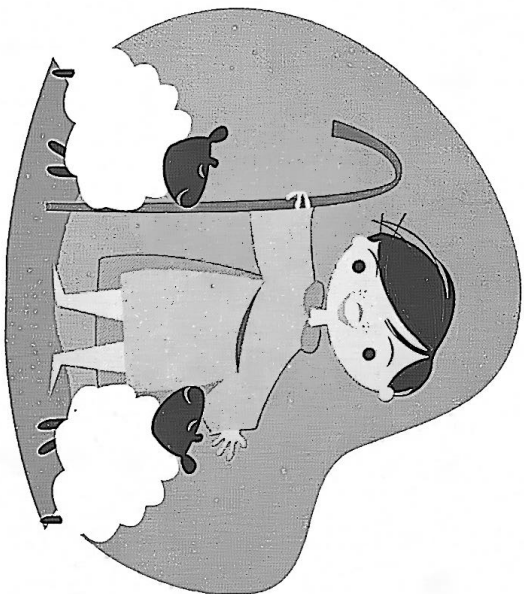
**f** **p**

Teacher Duet: (Student plays HIGHER on the keyboard.)



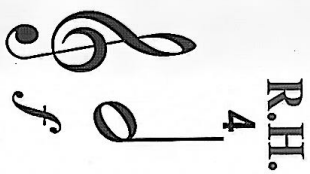
**R.H.** **L.H.** **mf** **pp**

5 2 1 2 4 3 1 2 3 4



### Tips from Carlos: (pp. 60-61)

1. Point to the notes as your teacher plays.  
Your teacher may ask you to count aloud.
2. Play on the piano and sing the finger numbers or words.  
Your teacher may press the pedal as you play.
3. Make up your own peaceful shepherd music. Play any black keys with the teacher duet. End softly on the highest black key.



Gen - tle



shep -



herd,



sing - ing



songs

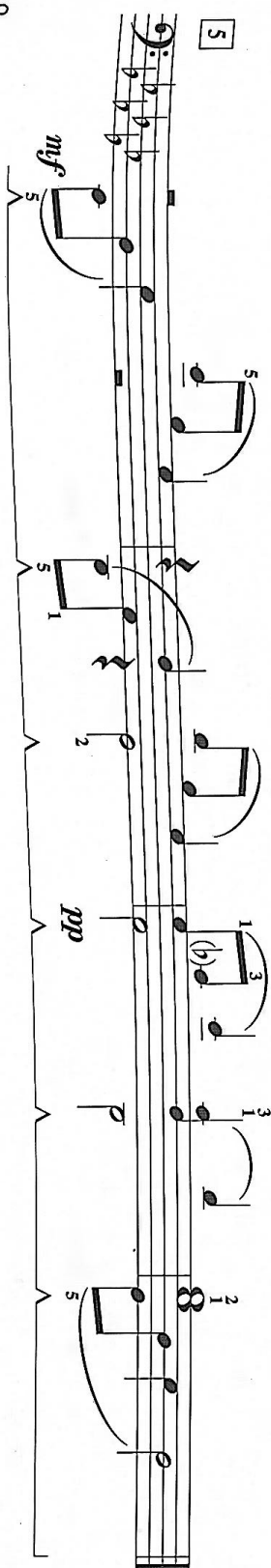


so



sweet. (2 - 3 - 4)

L.H.



# Tips from Carlos:

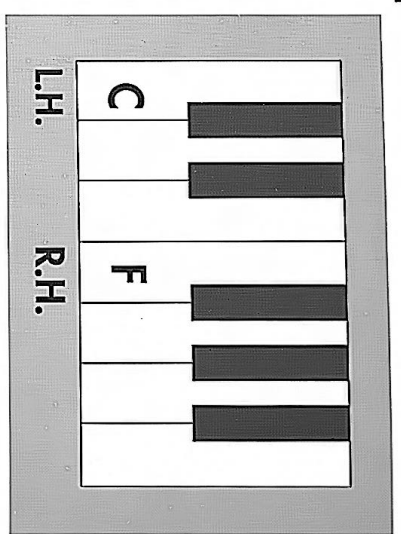
1. The *Here Comes the Bride* music must play 7 times for the baboon bride to reach the groom.
2. After playing this song, try *Rockin' on C and F* with the CD. You and your teacher make up rockin' rhythms on any C and F keys with the music. Use **finger 3's** as in this song.



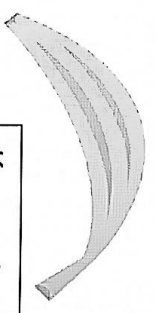
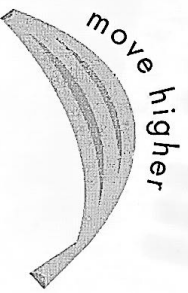
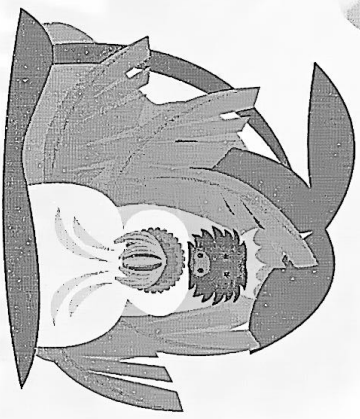
# Jungle Wedding

Technique: C and F across the Keyboard

The 2-black keys help you find C.



The 3-black keys help you find F.



R.H. 3

F

F

comes the bride,

F

*f* Here

L.H. 3

Start on the LOWEST C and F.

hap - py in - side!

R.H. 3

F

F

L.H. 3

Move UP the keyboard to the next HIGHER C and F.

Keep going up to the  
HIGHEST C and F with  
the ENDING LYRICS.



R.H. 3

F

F

F

That

big

ba

-

boon!



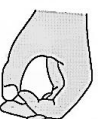
F

groom?

C

L.H.

3



**ENDING LYRICS:**  
High in the trees  
Ten chim-pan-zes  
Swing hap-pi-ly.

Who

is

the

F

F



R.H. 3

C

L.H.

3



## GRAND STAFF GAMES

Turn to p. 86 and do Tap's Game #1.

