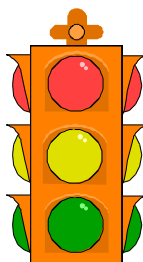


## Shape activity

At home, or when you are out, look at the surface of shapes.

- ◆ Ask your child – what shape is this plate, this mirror, the bath mat, the tea towel, the window, the door, the red traffic light, and so on.
- ◆ Choose a shape for the week, e.g. a square. How many of these shapes can your child spot during the week, at home and when you are out?

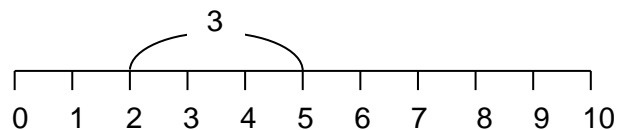


## Dice game

You need a 1–6 dice, paper and pencil.

- ◆ Take turns.
- ◆ Choose a number between 1 and 10 and write it down.
- ◆ Throw the dice and say the dice number.
- ◆ Work out the difference between the chosen number and the dice number, e.g. if you wrote down a 2 and the dice shows 5, the difference is 3.

You could also draw a number line to help your child to see the difference between the two numbers.



## How old?

Start with your child's age. Ask your child:

How old will you be when you are 1 year older?




How old were you last year?

How old will you be 10 years from now?

and so on.

# Broomlands Primary School

## Helping with Maths



**A Booklet for Parents**  
**First Level**  
**(1)**

## First Level (1)

### Children will learn to :

- Put the numbers 0 to 20 in order.
- Read and write numbers to at least 20.
- Locate an object by giving instructions using left and right.
- Make simple picture graphs to record favourite things, eg. pets, colour, drink etc.
- Sort every day objects into sets eg. by shape, colour, texture, etc.
- Recognise o'clock times.
- Give change from 10p.
- Use the words *add, sum, plus, total, take away, subtract, difference between...* in practical situations.
- Begin to know by heart all pairs of numbers that make 10, e.g.  $3 + 7$ ,  $8 + 2$ .
- Add and subtract two numbers under 10.
- Compare two objects or containers, and say which is longer or shorter, or heavier or lighter, or which holds more.
- Name and describe simple flat and solid shapes, e.g. *It's got 3 corners.*
- Place events in time sequence, e.g. days of week, seasons etc.

### About the activities

These activities show some of the things your child should be able to do at the beginning of first level.

Some activities are harder than they seem, e.g. children who can count up to 20 may still have trouble saying which number comes after 12. They may have to start at 1 and count from there.

### Fun activities to do at home

#### Secret numbers

0123456789

- ◆ Write the numbers 0 to 20 on a sheet of paper.
- ◆ Ask your child secretly to choose a number on the paper. Then ask him / her some questions to find out what the secret number is, e.g.
  - Is it less than 10?
  - Is it between 10 and 20?
  - Does it have a 5 in it?He / she may answer only yes or no.
- ◆ Once you have guessed the number, it is your turn to choose a number. Your child asks the questions.

For an easier game, use numbers up to 10. For a harder game, use only 5 questions, or use bigger numbers.