



One of the most important gifts you can give to your child is to show them the joy of reading.

You cannot force children to read for enjoyment.

You can only encourage them by setting a good example, providing ways of getting books, giving lots of time and opportunities to read and really celebrating the happiness and experiences books and text can give us all.



Broomlands Primary School

As a parent, you are your child's first teacher. Your role in developing the love of reading and providing opportunities to experience the many skills related to reading is a hugely important one.

This booklet will give you some useful and helpful ideas about how to have fun with your child as he/she learns to read.

The ideas that follow can be enjoyed at any time and in any order. We hope you will use them as often as possible.

Alphabet Activities

Say, Sing and Read
the alphabet




Play "I spy with my little eye
something beginning with...."

Play "I'm going to
Glasgow and I am
taking my gloves,
some glue, a goat my
Grandad ..."

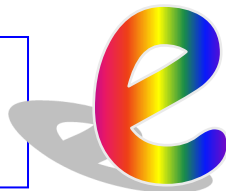


Pronounce 'A' as 'ah' and
not 'ay' etc. It's important
to make sure the sounds
are said rather than the
letter names.



Play "I went shopping and I bought Apples,
Bananas, Crayons, or Apples for Andrew,
Bananas for Beth"

Look for as many words as you can in the
home, at the shops, out for walks that
start with letters of the alphabet.



CONTINUING TO SUPPORT YOUR CHILD'S READING

- Provide lots of opportunities with magazines, comics, atlases, recipes or messages.
- Use local bookshops or charity shops, helping your child to choose.
- Discuss the books your child is reading.
- Give presents of books.
- Have lots of books and reading material around the house.
- Let the school know if your child is struggling with their reading.
- *If your child has research work for school, they may need help.*

It may be useful to :

Narrow the search by finding the relevant book, chapter or website section.

Help with looking up the index.

Ensure your child has specific questions in mind to answer before they start researching.

Encourage your child to write notes in their own words rather than copying straight from the text.

Suggestions for reluctant readers :

- Use whatever reading matter will interest your child i.e. instructions for making a model, a motorbike magazine.
- Computer generated information counts—encourage children to read the text on the screen.
- Don't impose books on reluctant readers if reading aloud is a struggle then read with your child. This makes the task easier and can really improve their confidence

Most importantly.....

Reading with your child should give you both great pleasure whilst at the same time helping to promote in your child a lifelong love of books.

QUESTIONS YOU COULD ASK

- Ask your child if they know what a word means if you think they may not know it.
- Ask if they can tell you what the story is about.
- Check if they understand a complex idea.
- Ask them what they think might happen next in the story.
- Ask what they know from their own experience about a topic eg do you remember when we went to the zoo?
- Ask them to think what a character might be feeling or thinking.
- Ask their opinions about the events that might be happening.
- Ask whether they enjoyed the story and why.

Remember !

Please speak to your child's teacher if you have any questions regarding how their reading is progressing or how best you can support and encourage at home.



Nursery Rhyme Activities

Say, sing and read Nursery Rhymes with your child. Praise your child as they join in with familiar phrases and rhymes.



Some suggestions....

Little Jack Horner
Baa Baa Black Sheep
Jack and Jill
Hey Diddle Diddle
Wee Willy Winky
Three Blind Mice
Little Boo Peep

Odd one out game: say three words that rhyme and one that doesn't. Ask your child "Which is the odd one out?"

E.g bat, cat, dog fat

Ways to encourage reading

Point out print that is all around us. Look at home, look at street signs, buses, shop signs, supermarket labels, posters. Find the letters in your child's name.

Ask your child to help you find things you want to buy when you're at the shops together.

Let your child see you enjoying a good book or magazine.


Use magnetic, wooden or plastic letters to have fun making and reading names and short messages together.

Share books together - 5 minutes a day is better than half-an-hour once a week.

Let your child see what you use reading for in daily life.

Use both story and information books.

Join the library - they have a large selection of books of all sorts to keep your child stimulated.



Remember to give lots of praise and encouragement when your child picks up a book. Encourage them to act like a reader, turning the pages and following the text.

PAIRED READING BOOKS :- WHEN YOU ARE SHARING A BOOK:

Make sure you and your child are both in the mood for reading.

If possible find a quiet, comfortable place to sit.

Encourage your child to look at the cover and guess what the book is about.

Turn the pages talking about the pictures looking for interesting details.

Follow the words as you read then with your fingers.

Encourage your child to join in with any words they can read.

Let your child take over parts of the reading when they are familiar with the story.



Please note - you are not expected to teach your child to read. Paired reading does not involve any sounding out of words. If the child cannot read a word, please read it for them.