



Broomlands Primary School

Helping with Maths



Three in a row

For this game you need a calculator.


Draw a line like this:



- ◆ Take it in turns to choose a fraction, say $\frac{2}{5}$. Use the calculator to convert it to a decimal (i.e. $2 \div 5 = 0.4$) and mark your initials at this point on the line.
- ◆ The aim of the game is to get 3 crosses in a row without any of the other player's marks in between.
- ◆ Some fractions are harder to place than others, e.g. ninths.

Flowers

- ◆ Take turns to think of a flower.



- ◆ Use an alphabet code, A = 1, B = 2, C = 3... up to Z = 26.
- ◆ Find the numbers for the first and last letters of your flower, e.g. for a ROSE, R = 18, and E = 5.
- ◆ Multiply the two numbers together, e.g. $18 \times 5 = 90$.
- ◆ The person with the biggest answer scores a point.
- ◆ The winner is the first to get 5 points.

When you play again you could think of animals, or countries.

A Booklet for Parents
Second Level
(8)

Second Level (8)

Children will learn to :

- Work with fractions and equivalences and link to decimals, e.g. $3/5 = 6/10 = 0.6$
- Multiply and divide decimals by 10 or 100 in their heads, e.g. 2.61×10 , $53.2 \div 100$.
- Use pencil and paper to multiply and divide, e.g. 387×46 , 21.5×7 , $539 \div 13$, $307.6 \div 4$.
- Link fractions to percentages, e.g. $1/4 = 25\%$, $1/5 = 20\%$
- Find ratios between quantities
- Identify prime numbers
- Use a stopwatch to time activities involving seconds, tenths and hundredths
- Identify and measure reflex angles (greater than 180°)
- Know that the sum of the angles of a triangle is two right angles = 180°
- Calculate volume of containers using formula (length x breadth x height)
- Determine shapes that have rotational symmetry.
- Understand and use information in graphs, charts and tables.

About the activities

These activities show some of the things your child should be able to do as they become secure at second level.

Some activities may be more complex than they seem, e.g. children may know how to work out sums on paper but need to see when it is quicker to work them out in their heads.

Fun activities to do at home

Recipes

Find a recipe for 4 people and rewrite it for 8 people, e.g.

4 people	8 people
125g flour	250g flour
50g butter	100g butter
75g sugar	150g sugar
30ml treacle	60ml treacle
1 teaspoon ginger	2 teaspoons ginger

Can you rewrite it for 3 people? Or 5 people?

Fours

- ◆ Use exactly four 4s each time.
- ◆ You can add, subtract, multiply or divide them.
- ◆ Can you make each number from 1 to 100?
- ◆ Here are some ways of making the first two numbers.

$$1 = (4 + 4)/(4 + 4)$$

$$2 = 4/4 + 4/4$$