





Certificate ID: **66190**
 Received: **10/1/19**
 Client Sample ID: **hemp license # 1283**
 Lot Number: **09252019MY-13+14**
 Matrix: **Flowers/Bud - Undried Flower**

Scan QR Code for authenticity



Maine Department of Agriculture, Conservation
17 Elkins Ln
Augusta, ME 04330
Attn: Gary Fish

Authorization: Scott Eaton, Lab Manager	Signature: 	Date: 10/6/2019
---	--	---------------------------



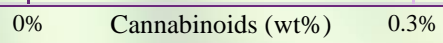


The data contained within this report was collected in accordance with the requirements of ISO/IEC17025:2017. I attest that the information contained within the report has been reviewed for accuracy and checked against the quality control requirements for each method. These results relate only to the test article listed in this report. Reports may not be reproduced except in their entirety.

CN: Cannabinoid Profile & Potency [WI-10-17 & WI-10-17-01] Analyst: *LCH* Test Date: *10/4/2019*

The client sample was analyzed for plant-based cannabinoids by Liquid Chromatography (LC). The collected data was compared to data collected for certified reference standards at known concentrations.

66190-CN

ID	Weight %	Concentration (mg/g)	
D9-THC	0.01	0.11	
THCA	0.28	2.78	
Max THC	0.25	2.54	

Limit of Quantitation (LOQ) = 0.007 wt%

Max THC (and Max CBD) are calculated values for total cannabinoids after heating, assuming complete decarboxylation of the acid to the neutral form. It is calculated based on the weight loss of the acid group during decarboxylation: $Max\ THC = (0.877 \times THCA) + THC$. This calculation does not include other cannabinoid isomers (eg. D8-THC and exo-THC). ND = None detected above the limits of detection (LOD), which is half of LOQ.