



August 2, 2016 Primary Election

Registered Voters: 934,893
 Ballots Cast: 186,618
 Voter Turnout: 19.96 %

Precincts Partially Reported: 0 of 520
 Precincts Completely Reported: 520 of 520
 Precincts Percent Reported: 100.00 %

Last updated 9/6/2016 4:23:05 PM EDT

OFFICIAL RESULTS

USE YOUR BROWSER'S REFRESH BUTTON TO UPDATE RESULTS. DURING PEAK TIMES THE REFRESH MAY TAKE UP TO 2 MINUTES

▼ [Download Reports](#)

Type	Description
Summary CSV	Comma separated values showing total votes received.
Detail XLS	Precinct level details for election results. Contains votes received by each choice in each contest in each precinct, by vote type.
Detail TXT	Precinct level details for election results. Contains votes received by each choice in each contest in each precinct, by vote type.
Detail XML	Precinct level details for election results. Contains votes received by each choice in each contest in each precinct, by vote type.



▼ [Custom Filter by Contest, Vote Type and Jurisdiction](#)

Contest: All
 Vote Type: All
 Jurisdiction: Pontiac City

Refresh

BALLOTS CAST - REPUBLICAN PARTY (Vote For 0)		Percent	Votes
BALLOTS CAST - REPUBLICAN PARTY (REP)		100.00%	498
			498
BALLOTS CAST - DEMOCRATIC PARTY (Vote For 0)		Percent	Votes
BALLOTS CAST - DEMOCRATIC PARTY (DEM)		100.00%	3,215
			3,215
BALLOTS CAST - NONPARTISAN (Vote For 0)		Percent	Votes
BALLOTS CAST - NONPARTISAN		100.00%	265
			265
BALLOTS CAST - CROSSOVER (Vote For 0)		Percent	Votes
BALLOTS CAST - CROSSOVER (CRS)		100.00%	218
			218
REPRESENTATIVE IN CONGRESS 14TH DISTRICT (Vote For 1)		Percent	Votes
Howard Klausner (REP)		98.30%	404
WRITE-IN (REP)		1.70%	7
			411
REPRESENTATIVE IN CONGRESS 14TH DISTRICT (Vote For 1)		Percent	Votes
Brenda L. Lawrence (DEM)		87.98%	2,782
Terrance Morrison (DEM)		5.82%	184
Vanessa Moss (DEM)		5.95%	188
WRITE-IN (DEM)		0.25%	8
			3,162
REPRESENTATIVE IN STATE LEGISLATURE 29TH DISTRICT (Vote For 1)		Percent	Votes
Garren W. Griffith (REP)		53.35%	223
Peter Trzos (REP)		45.69%	191
WRITE-IN (REP)		0.96%	4
			418
REPRESENTATIVE IN STATE LEGISLATURE 29TH DISTRICT (Vote For 1)			

PROSECUTING ATTORNEY 29TH DISTRICT (Vote For 1)

		Percent	Votes
Tim Greimel (DEM)		99.26%	3,075
WRITE-IN (DEM)		0.74%	23
			3,098



COUNTY EXECUTIVE (Vote For 1)

		Percent	Votes
L. Brooks Patterson (REP)		98.48%	455
WRITE-IN (REP)		1.52%	7
			462



COUNTY EXECUTIVE (Vote For 1)

		Percent	Votes
Vicki Barnett (DEM)		75.17%	2,162
Mark Danowski (DEM)		24.20%	696
WRITE-IN (DEM)		0.63%	18
			2,876



PROSECUTING ATTORNEY (Vote For 1)

		Percent	Votes
Mike Goetz (REP)		99.27%	406
WRITE-IN (REP)		0.73%	3
			409



PROSECUTING ATTORNEY (Vote For 1)

		Percent	Votes
Jessica R. Cooper (DEM)		98.54%	2,842
WRITE-IN (DEM)		1.46%	42
			2,884




SHERIFF (Vote For 1)

		Percent	Votes
Michael J. Bouchard (REP)		99.35%	459
WRITE-IN (REP)		0.65%	3
			462

SHERIFF (Vote For 1)

		Percent	Votes
Craig S. Covey (DEM)		98.21%	2,634
WRITE-IN (DEM)		1.79%	48
			2,682

CLERK/REGISTER OF DEEDS (Vote For 1)

		Percent	Votes
Tina Barton (REP)		48.87%	216
Bill Bullard, Jr. (REP)		50.45%	223
WRITE-IN (REP)		0.68%	3
			442

CLERK/REGISTER OF DEEDS (Vote For 1)



		Percent	Votes
Lisa Brown (DEM)		83.03%	2,476
Michael D. Smith (DEM)		16.60%	495
WRITE-IN (DEM)		0.37%	11
			2,982

TREASURER (Vote For 1)



		Percent	Votes
John P. McCulloch (REP)		99.28%	415
WRITE-IN (REP)		0.72%	3
			418




TREASURER (Vote For 1)

		Percent	Votes
--	--	----------------	--------------



CITY OF PONTIAC (Vote For 1)		Percent	Votes
Andy Meisner (DEM)		98.90%	2,890
WRITE-IN (DEM)		1.10%	32
			2,922



WATER RESOURCES COMMISSIONER (Vote For 1)		Percent	Votes
Robert E. Buxbaum (REP)		98.77%	403
WRITE-IN (REP)		1.23%	5
			408



WATER RESOURCES COMMISSIONER (Vote For 1)		Percent	Votes
Jim Nash (DEM)		98.73%	2,801
WRITE-IN (DEM)		1.27%	36
			2,837



COUNTY COMMISSIONER 10TH DISTRICT (Vote For 1)		Percent	Votes
David B. Foster (REP)		53.77%	221
Terry Haines (REP)		45.74%	188
WRITE-IN (REP)		0.49%	2
			411



COUNTY COMMISSIONER 10TH DISTRICT (Vote For 1)		Percent	Votes
David Bowman (DEM)		99.21%	3,005
WRITE-IN (DEM)		0.79%	24
			3,029

OAKLAND COUNTY ZOOLOGICAL AUTHORITY RENEWAL MILLAGE (Vote For 1)		Percent	Votes
YES		73.23%	2,785
NO		26.77%	1,018
			3,803

MILLAGE PROPOSITION TO PROVIDE SERVICES FOR SENIOR CITIZENS - CITY OF PONTIAC (Vote For 1)		Percent	Votes
YES		85.45%	3,311
NO		14.55%	564
			3,875

LIBRARY RENEWAL MILLAGE PROPOSAL - CITY OF PONTIAC (Vote For 1)		Percent	Votes
YES		80.97%	3,123
NO		19.03%	734
			3,857

PROPOSED CHARTER REVISION #1 - CITY OF PONTIAC (Vote For 1)		Percent	Votes
YES		71.36%	2,688
NO		28.64%	1,079
			3,767

PROPOSED CHARTER REVISION #2 - CITY OF PONTIAC (Vote For 1)		Percent	Votes
YES		69.65%	2,350
NO		30.35%	1,024
			3,374

Custom Filter by Vote Type and Precinct
 Vote Type: -- Select -- Precinct: -- Select -- Refresh