



Registered Voters: 942,340
Ballots Cast: 323,891
Voter Turnout: 34.37 %

Precincts Partially Reported: 0 of 516
Precincts Completely Reported: 516 of 516
Precincts Percent Reported: 100.00 %

Last updated 8/22/2018 2:35:34 PM EDT

OFFICIAL RESULTS

USE YOUR BROWSER'S REFRESH BUTTON TO UPDATE RESULTS. DURING PEAK TIMES THE REFRESH MAY TAKE UP TO 2 MINUTES

▼ [Download Reports](#)

Type	Description
Summary CSV	Comma separated values showing total votes received.
Detail XLS	Precinct level details for election results. Contains votes received by each choice in each contest in each precinct, by vote type.
Detail TXT	Precinct level details for election results. Contains votes received by each choice in each contest in each precinct, by vote type.
Detail XML	Precinct level details for election results. Contains votes received by each choice in each contest in each precinct, by vote type.

▼ [Custom Filter by Contest, Vote Type and Jurisdiction](#)

Contest:

Vote Type:

Jurisdiction:

Governor - REP (Vote For 1)

	Percent	Votes
Brian Calley	18.84%	179
Patrick Colbeck	15.26%	145
Jim Hines	13.79%	131
Bill Schuette	51.89%	493
Evan Space	0.00%	0
Rejected write-ins	0.21%	2
		950






United States Senator - REP (Vote For 1)

	Percent	Votes
John James	60.65%	558
Sandy Pensler	39.02%	359
William F. White	0.00%	0
Rejected write-ins	0.33%	3
		920



Representative in Congress 14th District - REP (Vote For 1)

	Percent	Votes
Marc S. Herschfus	98.51%	726
Rejected write-ins	1.49%	11
		737




State Senator 12th District - REP (Vote For 1)

		Percent	Votes
Michael D. McCreedy		45.33%	374
Vernon Molnar		5.94%	49
Jim Tedder		33.82%	279
Terry Whitney		14.18%	117
Rejected write-ins		0.73%	6
		<hr/>	825






Representative in State Legislature 29th District - REP (Vote For 1)

		Percent	Votes
Timothy D. Carrier		99.18%	724
Rejected write-ins		0.82%	6
		<hr/>	730



County Commissioner 10th District - REP (Vote For 1)

		Percent	Votes
David B. Foster		60.18%	473
Kristina Karamo		39.06%	307
Rejected write-ins		0.76%	6
		<hr/>	786

Governor - DEM (Vote For 1)

		Percent	Votes
Abdul El-Sayed		23.65%	1,660
Shri Thanedar		37.57%	2,637
Gretchen Whitmer		38.49%	2,701
William Cobbs		0.00%	0
Rejected write-ins		0.28%	20
		<hr/>	7,018


United States Senator - DEM (Vote For 1)

		Percent	Votes
Debbie Stabenow		98.89%	6,501
Rejected write-ins		1.11%	73
		<hr/>	6,574

Representative in Congress 14th District - DEM (Vote For 1)








		Percent	Votes
Brenda Lawrence		99.35%	6,572
Rejected write-ins		0.65%	43
		<hr/>	6,615

State Senator 12th District - DEM (Vote For 1)




		Percent	Votes
Rosemary Bayer		98.61%	5,799
Rejected write-ins		1.39%	82
		<hr/>	5,881

Representative in State Legislature 29th District - DEM (Vote For 1)




Representative in State Legislature 29th District - DEM (Vote For 1)

		Percent	Votes
Kone Bowman		18.39%	1,268
Brenda Carter		24.74%	1,706
Mike Demand		1.65%	114
Chris Jackson		13.72%	946
Keyon Payton		10.18%	702
Kermit Williams		31.18%	2,150
Rejected write-ins		0.15%	10
			6,896



County Commissioner 10th District - DEM (Vote For 1)

		Percent	Votes
David E. S. Bowman		44.84%	3,078
Angela Powell		54.87%	3,767
Rejected write-ins		0.29%	20
			6,865


Governor - LIB (Vote For 1)

		Percent	Votes
Bill Gelineau		47.06%	8
John J. Tatar		52.94%	9
Rejected write-ins		0.00%	0
			17

United States Senator - LIB (Vote For 1)

		Percent	Votes
Tim Yow		0.00%	0
Rejected write-ins		100.00%	2
			2


Representative in Congress 14th District - LIB (Vote For 1)

		Percent	Votes
Rejected write-ins		100.00%	1
			1

State Senator 12th District - LIB (Vote For 1)

		Percent	Votes
Jeff Pittel		100.00%	14
Rejected write-ins		0.00%	0
			14


Representative in State Legislature 29th District - LIB (Vote For 1)

		Percent	Votes
Rejected write-ins		100.00%	3
			3



County Commissioner 10th District - LIB (Vote For 1)

		Percent	Votes



County Commissioner 10th District - LIB (Vote For 1)

		Percent	Votes
Rejected write-ins		100.00%	3
		100.00%	3



Oakland County Public Transportation Millage Renewal (Vote For 1)

		Percent	Votes
Yes		79.37%	6,092
No		20.63%	1,583
		79.37%	7,675



Proposal 1 City of Pontiac-Medical Marihuana Facilities Licensing Ordinance - Pontiac (Vote For 1)

		Percent	Votes
Yes		50.04%	3,900
No		49.96%	3,894
		50.04%	7,794

Proposal 2 City of Pontiac-Medical Marihuana Facilities Licensing Ordinance - Pontiac (Vote For 1)

		Percent	Votes
Yes		50.33%	3,611
No		49.67%	3,563
		50.33%	7,174

Proposal 3 City of Pontiac-Medical Marihuana Facilities Licensing Ordinance - Pontiac (Vote For 1)

		Percent	Votes
Yes		49.78%	3,495
No		50.22%	3,526
		49.78%	7,021

▼ [Custom Filter by Vote Type and Precinct](#)

Vote Type: Precinct: