

Oakland County Elections Division
Lisa Brown
 Clerk/Register of Deeds



November 6, 2018 General Election

Registered Voters: 948,863
 Ballots Cast: 609,099
 Voter Turnout: 64.19 %

Precincts Partially Reported: 0 of 516
 Precincts Completely Reported: 516 of 516
 Precincts Percent Reported: 100.00 %

Last updated 11/7/2018 11:03:50 PM EST

UNOFFICIAL RESULTS

USE YOUR BROWSER'S REFRESH BUTTON TO UPDATE RESULTS. DURING PEAK TIMES THE REFRESH MAY TAKE UP TO 2 MINUTES

▼ [Download Reports](#)

Type	Description
Summary CSV	Comma separated values showing total votes received.
Detail XLS	Precinct level details for election results. Contains votes received by each choice in each contest in each precinct, by vote type.
Detail TXT	Precinct level details for election results. Contains votes received by each choice in each contest in each precinct, by vote type.
Detail XML	Precinct level details for election results. Contains votes received by each choice in each contest in each precinct, by vote type.

▼ [Custom Filter by Contest, Vote Type and Jurisdiction](#)

Contest: All ▼
 Vote Type: All ▼
 Jurisdiction: Pontiac City ▼








Refresh

Governor and Lieutenant Governor (Vote For 1)			Percent	Votes
Bill Schuette/Lisa Posthumus Lyons (REP)			13.93%	2,247
Gretchen Whitmer/Garlin D. Gilchrist II (DEM)			83.35%	13,449
Bill Gelineau/Angelique Chaiser Thomas (LIB)			1.12%	180
Todd Schleiger/Earl P. Lackie (UST)			0.52%	84
Jennifer V. Kurland/Charin H. Davenport (GRN)			0.76%	122
Keith Butkovich/Raymond Warner (NLP)			0.19%	31
Rejected write-ins			0.00%	0
Unassigned write-ins			0.14%	23
				16,136








Secretary of State (Vote For 1)			Percent	Votes
Mary Treder Lang (REP)			13.48%	2,159
Jocelyn Benson (DEM)			83.85%	13,430
Gregory Scott Stempfle (LIB)			1.54%	247
Robert Gale (UST)			0.99%	158
Rejected write-ins			0.00%	0
Unassigned write-ins			0.14%	22
				16,016

Attorney General (Vote For 1)		






Attorney General (Vote For 1)

		Percent	Votes
Tom Leonard (REP)		14.38%	2,269
Dana Nessel (DEM)		81.48%	12,854
Lisa Lane Gioia (LIB)		1.85%	292
Gerald T. Van Sickle (UST)		0.90%	142
Chris Graveline (NPA)		1.21%	191
Rejected write-ins		0.00%	0
Unassigned write-ins		0.17%	27
			15,775






United States Senator (Vote For 1)

		Percent	Votes
John James (REP)		15.63%	2,520
Debbie Stabenow (DEM)		81.84%	13,199
George E. Huffman III (UST)		0.91%	147
Marcia Squier (GRN)		1.00%	162
John Howard Wilhelm (NLP)		0.49%	79
Rejected write-ins		0.00%	0
Unassigned write-ins		0.13%	21
			16,128





Representative in Congress 14th District (Vote For 1)

		Percent	Votes
Marc S. Herschfus (REP)		12.69%	2,003
Brenda Lawrence (DEM)		84.25%	13,301
Philip Kolody (WC)		2.92%	461
Rejected write-ins		0.00%	0
Unassigned write-ins		0.14%	22
			15,787

State Senator 12th District (Vote For 1)

		Percent	Votes
Michael D. McCreedy (REP)		14.42%	2,288
Rosemary Bayer (DEM)		83.46%	13,246
Jeff Pittel (LIB)		1.92%	304
Rejected write-ins		0.00%	0
Unassigned write-ins		0.21%	33
			15,871














Representative in State Legislature 29th District (Vote For 1)

		Percent	Votes
Timothy D. Carrier (REP)		13.55%	2,098
Brenda Carter (DEM)		86.20%	13,345
Rejected write-ins		0.00%	0
Unassigned write-ins		0.25%	39
			15,482













Member of the State Board of Education (Vote For 2)

		Percent	Votes













Member of the State Board of Education (Vote For 2)

		Percent	Votes
Tami Carlone (REP)		6.83%	1,880
Richard Zeile (REP)		5.95%	1,640
Judith P. Pritchett (DEM)		39.67%	10,924
Tiffany Tilley (DEM)		40.04%	11,026
Scotty Boman (LIB)		1.55%	426
John J. Tatar (LIB)		0.65%	180
Karen Adams (UST)		1.07%	294
Douglas Levesque (UST)		0.41%	114
Sherry A. Wells (GRN)		0.74%	203
Mary Anne Hering (WC)		1.76%	485
Logan R. Smith (WC)		1.16%	320
Rejected write-ins		0.00%	0
Unassigned write-ins		0.17%	48
			27,540

Regent of the University of Michigan (Vote For 2)

		Percent	Votes
Andrea Fischer Newman (REP)		7.33%	1,973
Andrew Richner (REP)		6.33%	1,705
Jordan Acker (DEM)		40.86%	11,006
Paul Brown (DEM)		39.87%	10,737
James Lewis Hudler (LIB)		0.79%	212
John Jascob (LIB)		0.85%	229
Joe Sanger (UST)		0.76%	205
Crystal Van Sickle (UST)		1.38%	372
Kevin A. Graves (GRN)		0.99%	267
Marge Katchmark Sallows (NLP)		0.58%	157
Rejected write-ins		0.00%	0
Unassigned write-ins		0.26%	70
			26,933











Trustee of Michigan State University (Vote For 2)

		Percent	Votes
Dave Dutch (REP)		6.16%	1,666
Mike Miller (REP)		7.01%	1,895
Brianna T. Scott (DEM)		43.70%	11,812
Kelly Charron Tebay (DEM)		37.64%	10,172
Bruce Campbell (LIB)		1.25%	339
Tim Orzechowski (LIB)		0.67%	180
Janet M. Sanger (UST)		1.21%	328
John Paul Sanger (UST)		0.75%	204
Aaron Mariasy (GRN)		0.54%	145
Bridgette R. Abraham-Guzman (NLP)		0.82%	221
Rejected write-ins		0.00%	0
Unassigned write-ins		0.24%	66
			27,028



Governor of Wayne State University (Vote For 2)

		Percent	Votes









Governor of Wayne State University (Vote For 2)

		Percent	Votes
Diane Dunaskiss (REP)		7.43%	1,940
David Nicholson (REP)		6.52%	1,703
Bryan C. Barnhill (DEM)		41.77%	10,906
Anil Kumar (DEM)		39.60%	10,339
Jon Elgas (LIB)		0.98%	257
John T. Hargenrader (LIB)		0.82%	214
Christine C. Schwartz (UST)		1.95%	508
Marc Joseph Sosnowski (UST)		0.68%	177
Rejected write-ins		0.00%	0
Unassigned write-ins		0.25%	66
			26,110






County Commissioner 10th District (Vote For 1)

		Percent	Votes
David B. Foster (REP)		13.99%	2,168
Angela Powell (DEM)		85.74%	13,288
Rejected write-ins		0.00%	0
Unassigned write-ins		0.27%	42
			15,498

Justice of Supreme Court (Vote For 2)

		Percent	Votes
Samuel Bagenstos		15.12%	3,447
Megan Kathleen Cavanagh		31.28%	7,129
Elizabeth T. Clement		23.16%	5,279
Doug Dern		3.34%	761
Kerry Lee Morgan		8.14%	1,855
Kurtis T. Wilder		18.14%	4,135
Rejected write-ins		0.00%	0
Unassigned write-ins		0.82%	186
			22,792

Judge of Court of Appeals 2nd District Incumbent Position (Vote For 3)

		Percent	Votes
Elizabeth Gleicher		32.00%	7,768
Kathleen Jansen		36.28%	8,807
Deborah A. Servitto		30.22%	7,337
Rejected write-ins		0.00%	0
Unassigned write-ins		1.50%	365
			24,277








Judge of Court of Appeals 2nd District Incumbent Position Term Ending 01/01/2021 (Vote For 1)

		Percent	Votes
Jonathan Tukel		96.66%	10,507
Unassigned write-ins		3.34%	363
Rejected write-ins		0.00%	0
			10,870





Judge of Circuit Court 6th Circuit Incumbent Position (Vote For 5)

		Percent	Votes


Judge of Circuit Court 6th Circuit Incumbent Position (Vote For 5)

		Percent	Votes
Leo Bowman		27.36%	10,192
Karen D. McDonald		18.85%	7,023
Phyllis McMillen		17.34%	6,462
Denise Langford Morris		20.25%	7,543
Michael Warren		15.10%	5,627
Rejected write-ins		0.00%	0
Unassigned write-ins		1.10%	411
			37,258

Judge of Circuit Court 6th Circuit Non-Incumbent Position (Vote For 1)

		Percent	Votes
Dan Christ		37.57%	4,907
Jake Cunningham		60.65%	7,921
Rejected write-ins		0.00%	0
Unassigned write-ins		1.78%	232
			13,060

Judge of Circuit Court 6th Circuit New Judgeship (Vote For 1)

		Percent	Votes
Julie McDonald		96.89%	10,874
Unassigned write-ins		3.11%	349
Rejected write-ins		0.00%	0
			11,223








Judge of Probate Court Incumbent Position (Vote For 1)

		Percent	Votes
Linda Susan Hallmark		97.38%	11,207
Unassigned write-ins		2.62%	301
Rejected write-ins		0.00%	0
			11,508

Judge of District Court 50th District Incumbent Position (Vote For 1)

		Percent	Votes
Ronda Fowlkes Gross		98.05%	12,779
Unassigned write-ins		1.95%	254
Rejected write-ins		0.00%	0
			13,033

Board of Trustees Member Oakland Community College (Oakland County Portion Only) (Vote For 2)

		Percent	Votes
Paul Curtis		15.07%	3,109
Pamala M. Davis		30.99%	6,395
Danarius Monroe Hemphill		12.89%	2,659
Christine Marie O'Sullivan		16.42%	3,389
Margaret E. Perry		17.48%	3,608
Bob Storc		6.03%	1,244
Rejected write-ins		0.00%	0
Unassigned write-ins		1.12%	232
			20,636

Board Member School Dist. of the City of Pontiac (Vote For 4)

		Percent	Votes

Board Member School Dist. of the City of Pontiac (Vote For 4)

		Percent	Votes
Bethany Blackburn		6.60%	2,570
Kenyada Bowman		12.85%	5,006
Eisha Branner		10.47%	4,079
William A. Carrington		11.09%	4,321
ShaQuana Davis-Smith		15.56%	6,061
Peter Durham		5.67%	2,209
Albert Hodge		5.19%	2,022
Suave LaVallis		6.88%	2,681
Dubrae L. Newman		4.13%	1,609
George Rogers		6.64%	2,587
Caroll Y. Turpin		14.15%	5,515
Rejected write-ins		0.00%	0
Unassigned write-ins		0.78%	302
		38,962	

Proposal 18-1 - State of Michigan (Vote For 1)

		Percent	Votes
Yes		67.79%	10,644
No		32.21%	5,058
		15,702	

Proposal 18-2 - State of Michigan (Vote For 1)

		Percent	Votes
Yes		75.05%	11,665
No		24.95%	3,877
		15,542	

Proposal 18-3 - State of Michigan (Vote For 1)

		Percent	Votes
Yes		85.24%	13,482
No		14.76%	2,334
		15,816	

▼ [Custom Filter by Vote Type and Precinct](#)

Vote Type: Precinct: