

Oakland County Elections Division

Lisa Brown

Clerk/Register of Deeds

**November 7, 2017 Election****Registered Voters:** 577,628**Ballots Cast:** 114,640**Voter Turnout:** 19.85 %**Precincts Partially Reported:** 0 of 267**Precincts Completely Reported:** 267 of 267**Precincts Percent Reported:** 100.00 %**Last updated** 11/16/2017 12:40:08 PM EST**OFFICIAL RESULTS****USE YOUR BROWSER'S REFRESH BUTTON TO UPDATE RESULTS. DURING PEAK TIMES THE REFRESH MAY TAKE UP TO 2 MINUTES**▼ **Download Reports**

Type	Description
Summary CSV	Comma separated values showing total votes received.
Detail XLS	Precinct level details for election results. Contains votes received by each choice in each contest in each precinct, by vote type.
Detail TXT	Precinct level details for election results. Contains votes received by each choice in each contest in each precinct, by vote type.
Detail XML	Precinct level details for election results. Contains votes received by each choice in each contest in each precinct, by vote type.

▼ **Custom Filter by Contest, Vote Type and Jurisdiction****Contest:** All ▼**Vote Type:** All ▼**Jurisdiction:** Pontiac City ▼

Refresh

Mayor - City of Pontiac (Vote For 1)

		Percent	Votes
Mark E. Holland	<div><div></div></div>	37.19%	2,300
Deirdre Waterman	<div><div></div></div>	57.01%	3,526
Linda Kay Hasson (write-in)	<div><div></div></div>	0.02%	1
Alfred Patrick (write-in)	<div><div></div></div>	5.46%	338
Rejected write-ins	<div><div></div></div>	0.32%	20
Unassigned write-ins	<div><div></div></div>	0.00%	0
			6,185

Council Member 1st District - City of Pontiac (Vote For 1)

		Percent	Votes
Chris Jackson	<div><div></div></div>	48.05%	653
Patrice Waterman	<div><div></div></div>	51.36%	698
Rejected write-ins	<div><div></div></div>	0.59%	8
Unassigned write-ins	<div><div></div></div>	0.00%	0
			1,359

Council Member 2nd District - City of Pontiac (Vote For 1)





Council Member 2nd District - City of Pontiac (Vote For 1)

		Percent	Votes
Donald Woodward		51.94%	456
Coleman Yoakum		46.92%	412
Maureen Dunwoodie (write-in)		0.34%	3
Rejected write-ins		0.80%	7
Unassigned write-ins		0.00%	0
			878

Council Member 3rd District - City of Pontiac (Vote For 1)

		Percent	Votes
Nic Gryglewski		29.08%	123
Mary Pietila		70.21%	297
Carol Johnson Ehambe (write-in)		0.00%	0
Rejected write-ins		0.71%	3
Unassigned write-ins		0.00%	0
			423





Council Member 4th District - City of Pontiac (Vote For 1)

		Percent	Votes
Randy Carter		55.23%	322
Sherman Williams II		44.77%	261
Rejected write-ins		0.00%	0
Unassigned write-ins		0.00%	0
			583

Council Member 5th District - City of Pontiac (Vote For 1)

		Percent	Votes
Gloria Miller		67.02%	577
Joseph C. Sinclair		32.98%	284
Linda Kay Hasson (write-in)		0.00%	0
Rejected write-ins		0.00%	0
Unassigned write-ins		0.00%	0
			861

Council Member 6th District - City of Pontiac (Vote For 1)

		Percent	Votes
Doris Taylor Burks		50.22%	344
William A. Carrington		49.34%	338
Rejected write-ins		0.44%	3
Unassigned write-ins		0.00%	0
			685

Council Member 7th District - City of Pontiac (Vote For 1)

Council Member 7th District - City of Pontiac (Vote For 1)

		Percent	Votes
Troy F. Craft	<div><div></div></div>	25.82%	300
Kermit Williams	<div><div></div></div>	73.49%	854
Rejected write-ins	<div><div></div></div>	0.69%	8
Unassigned write-ins	<div><div></div></div>	0.00%	0
			1,162

Library Board Member - City of Pontiac (Vote For 6)

		Percent	Votes
Aleda J. Brisbon	<div><div></div></div>	4.60%	1,080
Vernita L. Duvall	<div><div></div></div>	9.85%	2,313
Perry Earl, Jr.	<div><div></div></div>	11.75%	2,759
Janiece Gage	<div><div></div></div>	7.64%	1,793
Mattie McKinney Hatchett	<div><div></div></div>	17.92%	4,207
Kiesha Jones	<div><div></div></div>	8.74%	2,052
Rosie Lance-Richardson	<div><div></div></div>	12.42%	2,915
Holbert Maxey	<div><div></div></div>	8.95%	2,101
Malkia M. Newman	<div><div></div></div>	7.71%	1,809
Melanie Sharee Rutherford	<div><div></div></div>	10.15%	2,383
Rejected write-ins	<div><div></div></div>	0.27%	63
Unassigned write-ins	<div><div></div></div>	0.00%	0
			23,475

Custom Filter by Vote Type and Precinct

Vote Type: -- Select -- Precinct: -- Select -- Refresh

Copyright © 2017 Powered by - Scylla