







Mobility Options

Mobility an important factor in living an independent life. Whether or not you are ambulatory or not, our mobility products are designed to assist you in meeting your activities of daily living. These are examples of some of our more popular product lines. There are many more options available.

	<p>The Invacare Pronto M41 is a sleek and versatile power wheelchair. It features the latest technology in electronics and in-line motors for smooth turning, starting, stopping and acceleration. It also has the simple SureStep® suspension, which keeps six wheels on the ground at all times. This provides an incredible amount of stability without sacrificing speed or maneuverability.</p> <p>This comfortable power wheelchair is available with the compact fold-down seat, or a plush van-style seat with semi-recline. Plus, it also has a 300 lb. weight capacity so it's suitable for slightly larger individuals.</p> <ul style="list-style-type: none"> • Comes with an industry leading Invacare 5 Star warranty
	<p>The three-wheeled Lynx L-3 scooter takes portability to a new level. The L-3 model conveniently disassembles into four compact pieces for easy transport. Pick the destination, stow it in the trunk and go...the L-3 model will do the rest! With an estimated seven-mile range, a plug-in battery charger and flat-free tires, consumers can plan their schedule around what they want to do, not around the limitations of their scooter.</p> <ul style="list-style-type: none"> • Comes with an industry leading Invacare 5 Star warranty
	<p>The Tracer SX5 lightweight frame weighing less the 36 pounds which, makes this chair perfect for rental and long or short-term use. The Tracer SX5 now combines the design and technology of the 9000 series wheelchairs making it possible to interchange components.</p> <p>The Tracer SX5 offers multiple seat widths, depths, arm styles, sectional back and seat-to-floor heights by utilizing the dual axle position frame base. The 20" and 22" widths include a semi-pneumatic caster and chrome hand rim to accommodate additional weight.</p>
	<p>The Invacare 4 Wheel Value-Line Rollator offers the perfect blend of style, comfort and affordability. This rollator comes with easy-to-operate hand brakes, seat, padded straight back, and easy folding for easy transport. It provides great maneuverability and stability. A basket is standard. This model has a 300lbs weight capacity.</p>
	<p>Golden Technologies is on a continual quest to break the boundaries of comfort, convenience, performance and durability. Every Golden lift and recline chair</p> <ul style="list-style-type: none"> • Is hand crafted in a state-of-the-art facility in Pennsylvania. • Is backed by the industry's best warranty. • Provides the smoothest, quietest and securest lifting system.
	<p>An Invacare® Full Electric Hospital Bed offers the greatest convenience for the patient and ease to the caregiver. The easy-to-use hand pendant control provides automatic adjustable bed positioning of the upper body and/or knees, and can be placed anywhere for maximum patient comfort. The pendant control also adjusts electric hospital bed-frame height for efficient use of accessories and for safe and easy transfer</p>