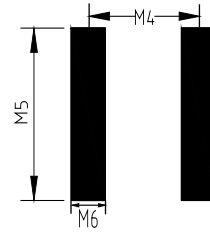
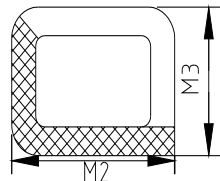
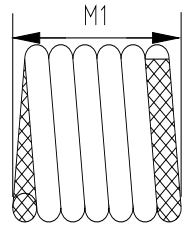
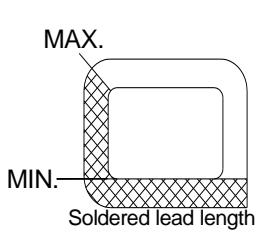


## SHAPE AND DIMENSIONS(UNIT:mm):



## RECOMMENDED PATTERNS:

Part Number	M1	M2	M3	M4	M5	M6	Weight (mg)	Tape pocket Depth (mm)
AW0806-5N5J	1,346±0,102	1,829±0,254	1,397±0,102	0,962	2,6	0,51	9,9	1,42
AW0806-6N0J	1,295±0,102	1,829±0,254	1,397±0,102	1,02	2,6	0,51	8,5	1,42
AW0806-8N9J	1,626±0,152	1,829±0,254	1,397±0,102	1,32	2,6	0,51	10,8	1,55
AW0806-12NJ	1,930±0,152	1,829±0,254	1,397±0,102	1,63	2,6	0,51	13,6	1,52
AW0806-16NJ	2,286±0,152	1,829±0,254	1,397±0,102	1,96	2,6	0,51	16,1	1,50
AW0806-19NJ	2,591±0,152	1,829±0,254	1,397±0,102	2,29	2,6	0,51	18,7	1,55
AW0807-6N9J	1,295±0,102	1,829±0,254	1,524±0,254	1,02	2,6	0,51	9,1	1,60
AW0807-10NJ	1,626±0,152	1,829±0,254	1,524±0,254	1,32	2,6	0,51	11,5	1,57
AW0807-11NJ	1,549±0,152	1,829±0,254	1,524±0,254	1,24	2,6	0,51	11,5	1,55
AW0807-14NJ	1,930±0,152	1,829±0,254	1,524±0,254	1,63	2,6	0,51	14,0	1,60
AW0807-17NJ	2,286±0,152	1,829±0,254	1,524±0,254	1,96	2,6	0,51	16,8	1,68
AW0807-22NJ	2,591±0,152	1,829±0,254	1,524±0,254	2,29	2,6	0,51	19,4	1,68
AW0908-8N1J	1,473±0,152	2,134±0,152	1,829±0,203	1,12	2,8	0,64	12,8	2,01
AW0908-12NJ	1,854±0,152	2,134±0,152	1,829±0,203	1,45	2,8	0,64	16,9	1,96
AW0908-14NJ	1,549±0,152	2,134±0,152	1,829±0,203	1,24	2,8	0,64	13,5	1,52
AW0908-17NJ	2,210±0,152	2,134±0,152	1,829±0,203	1,83	2,8	0,64	21,1	2,01
AW0908-22NJ	2,565±0,152	2,134±0,152	1,829±0,203	2,18	2,8	0,64	24,7	1,98
AW0908-23NJ	2,235±0,152	2,134±0,152	1,829±0,203	1,90	2,8	0,64	19,2	1,98
AW0908-25NJ	2,972±0,152	2,134±0,155	1,829±0,206	2,57	2,8	0,64	27,6	2,01
AW0908-27NJ	2,972±0,152	2,134±0,152	1,829±0,203	2,57	2,8	0,64	28,7	2,01

## Electrical Characteristics @25°C :

AW COIL P/N	Inductance (nH)	tol	Q typ	SRF typ (GHz)	DCR max (mOhm)	Irms (A)	MPQ
AW0806-5N5J	5.5	±5%	60	4.9	3.4	2.9	2000
AW0806-6N0J	6.0	±5%	64	5.2	6.0	2.9	2000
AW0806-8N9J	8.9	±5%	90	4.3	7.0	2.9	2000
AW0806-12NJ	12.3	±5%	90	4.8	8.0	2.9	2000
AW0806-16NJ	15.7	±5%	90	4.4	9.0	2.9	2000
AW0806-19NJ	19.4	±5%	90	4.0	10.0	2.9	2000
AW0807-6N9J	6.9	±5%	100	4.6	6.0	2.7	2000
AW0807-10NJ	10.2	±5%	100	4.0	7.0	2.7	2000
AW0807-11NJ	11.2	±5%	90	3.6	6.3	2.7	2000
AW0807-14NJ	13.7	±5%	100	4.3	8.0	2.7	2000
AW0807-17NJ	17.0	±5%	100	4.0	9.0	2.7	2000
AW0807-22NJ	22.0	±5%	100	3.5	10.0	2.7	2000
AW0908-8N1J	8.1	±5%	130	5.2	6.0	4.4	2000
AW0908-12NJ	12.1	±5%	130	4.3	7.0	4.4	2000
AW0908-14NJ	14.7	±5%	90	3.0	7.2	4.4	2000
AW0908-17NJ	16.6	±5%	130	3.4	8.0	4.4	2000
AW0908-22NJ	21.5	±5%	130	3.7	9.0	4.4	2000
AW0908-23NJ	23.0	±5%	120	2.6	10.0	4.4	2000
AW0908-25NJ	25.0	±5%	130	2.5	10.0	4.4	2000
AW0908-27NJ	27.3	±5%	130	3.2	10.0	4.4	2000

※ Inductance measured at 400 MHz, 0.1 Vrms, Q measured at 400 MHz;