

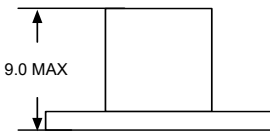
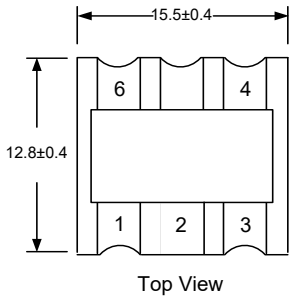
RF Directional Coupler

AWJ2001-C058619

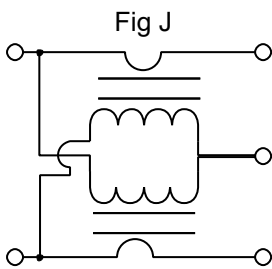


50Ω 20dB Directional Coupler 1.5-200MHz

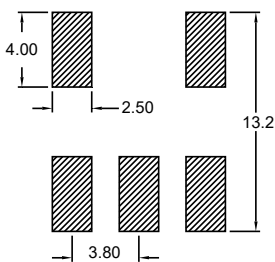
Outline Drawing(mm)



Electrical structure



Recommended layout(mm)




Pin Connections

Input	1
Coupling	3
Output	6
Ground	2
External 50 Ω	4

Features

- Operating temperature range: -40°C to +65°C
- Storage temperature range: -55°C to +100°C
- 260°C Reflow Compatible
- RoHS compliant and lead free
- high power, 60W max. with output load VSWR 2.0 max
- high power, 20W max. with output open or short
- low mainline loss, 0.3 dB typ.
- good VSWR, 1.05 typ.

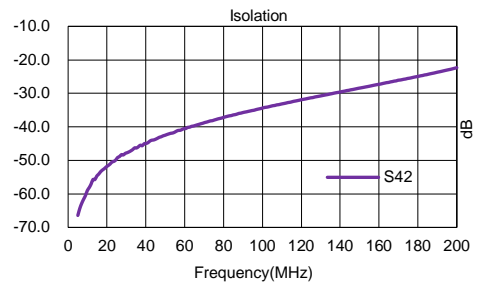
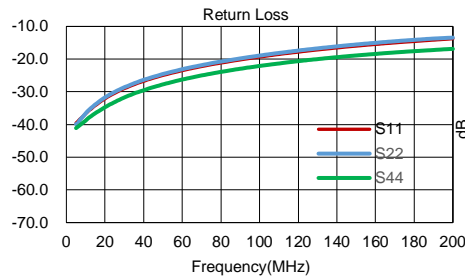
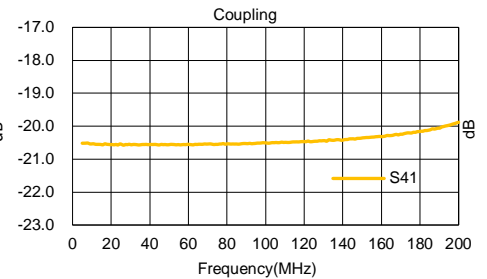
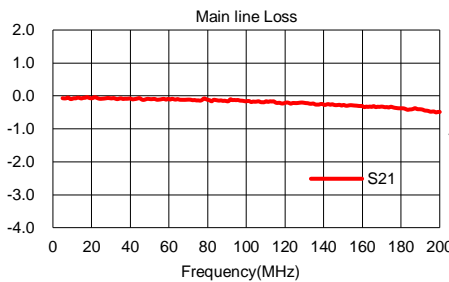


Applications

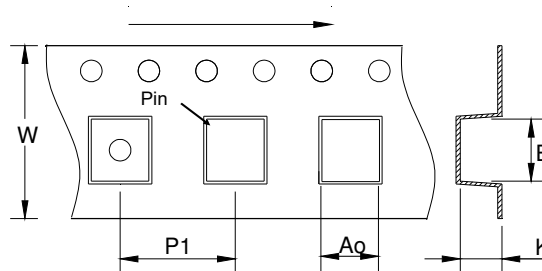
- For Motorola Walkie-talkie.
- For Car Streaming Media Rearview Mirror.
- For Broadband and Wireless Communications.
- For Wireless Microphone & Marine Communications.
- For Ideally Suited LTE, Cellular, UMTS, WiFi, WiMAX.
- For Differential Modulator/demodulator and Active Mixers

Electrical Specifications:TA=25°C, 0dBm, Z0=50Ω

Parameter	Test Conditions	Units	Min	Typ	Max
Coupling(S41)	1.5-200MHz	dB	19.0	20.0	21.0
Main line Loss(S21)	1.5-200MHz	dB	—	0.8	1.5
Input Return Loss(S11)	1.5-200MHz	dB	20.0	16.0	—
Coupling Return Loss(S44)	1.5-200MHz	dB	18.0	16.0	—
Output Return Loss(S22)	1.5-200MHz	dB	20.0	16.0	—
Isolation(S42)	1.5-200MHz	dB	18.0	35.0	—



Carrier Tape Orientation



Tape & Reel Information

Parameter	Units	Value
Qty per reel	PCS	
Reel Size	mm	
Tape Width	mm	
Pitch	mm	
Ao	mm	
Bo	mm	
Ko	mm	

