

RF Directional Coupler

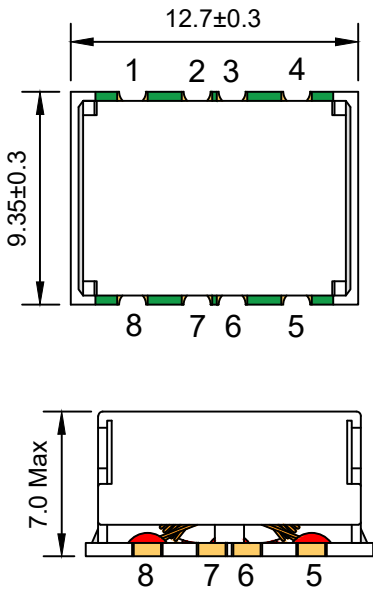
AWJ2601-C092853



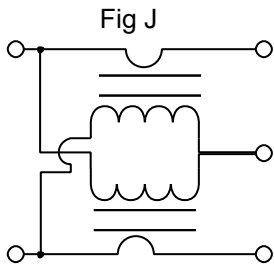
50Ω 26dB Directional Coupler

30-540MHz

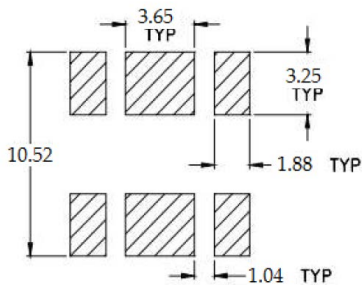
Outline Drawing(mm)



Electrical structure



Recommended layout(mm)



Pin Connections

INPUT	8
OUTPUT	1
COUPLED(forward)	5
COUPLED(reverse)	4
GROUND	2,3,6,7

Features

- Input Power:50W Max
- 260°C Reflow Compatible
- RoHS compliant and lead free
- Operating temperature range:-40 C to +85 C
- Storage temperature range: -55 C to +100 C

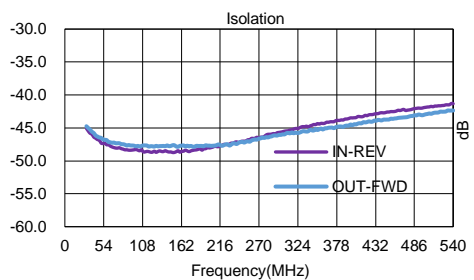
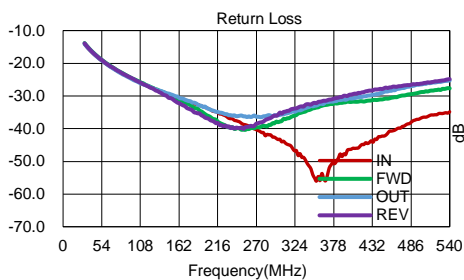
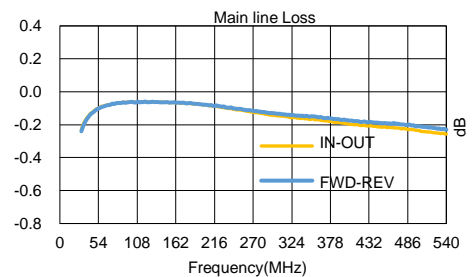
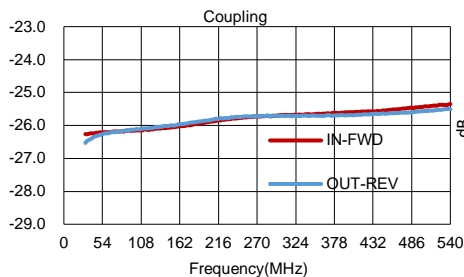
Applications

- For Motorola Walkie-talkie.
- For Car Streaming Media Rearview Mirror.
- For Broadband and Wireless Communications.
- For Wireless Microphone & Marine Communications.
- For Ideally Suited LTE, Cellular, UMTS, WiFi, WiMAX.
- For Differential Modulator/demodulator and Active Mixers.

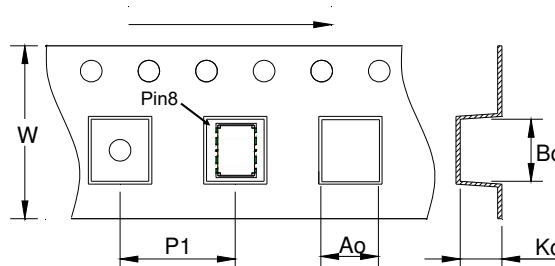


Electrical Specifications:TA=25°C, 0dBm, Z0=50Ω

Parameter	Test Conditions	Units	Min	Typ	Max
Coupling(pin8-5)	30-540MHz	dB	25.0	26.0	27.0
Main line Loss(pin8-1)	30-540MHz	dB	—	0.20	0.25
Input Return Loss(pin 8)	30-540MHz	dB	20.0	38.0	—
Coupling Return Loss(pin5)	30-540MHz	dB	18.0	26.0	—
Output Return Loss(pin1)	30-540MHz	dB	18.0	26.0	—
Isolation(pin5-1)	30-540MHz	dB	44.0	46.0	—



Carrier Tape Orientation



Tape & Reel Information

Parameter	Units	Value
Qty per reel	PCS	250
Reel Size	mm	330
Tape Width	mm	24.00
Pitch	mm	16.00
Ao	mm	12.30
Bo	mm	15.50
Ko	mm	7.40



Advanced Wire Coil Technology LLC

Web: www.awcoil.com E-mail: Sales@awcoil.com Phone: (321)-321-6168 Florida, USA