




Tunez by Tj7.co - Bluetooth Speaker Operating Instructions


1. Be sure Bluetooth is turned ON, on your mobile device.
2. Press and hold the POWER button  on your speaker until you hear "Power On – Bluetooth Mode – Pairing." Once you hear this message release the POWER button.
3. **NY05** will appear under the pairing options on your device. Select **NY05** on your device and you will hear "Pairing Successful."
4. You are now ready to play your music, podcasts, or anything you wish to listen to from your device.

Speaker Operation:

Press and hold the 'less than symbol'  to lower the volume.

Press and hold the 'greater than symbol'  to increase the volume.

Press the 'greater than symbol'  once to advance to the next song.

Press the 'less than symbol'  once to go to the beginning of the current song.


Press the 'less than symbol'  twice to go to the previous song.

Powering OFF:

To turn your speaker OFF, press and hold the POWER Button  until you hear "Power Off."

While your speaker is water resistant, it is not water proof. Do not submerge your speaker in water, and do not wash it in the dishwasher. Your speaker screws off for cleaning (and/or charging).

How to charge your Tunez Speaker:

Use the USB power cord provided with your Tunez tumbler to charge your speaker. The charge port on your speaker is marked with the USB symbol. 

Washing your Tumbler

Be sure to remove (twist off) the speaker bottom before washing. Best practice is to hand-wash your tumbler.