

HDPE CHECK VALVE DATA SHEET

HDPE CHECK VALVE AND SCREEN WITH FLANGE CONNECTION

VALVE:



Item	Material	NOTES
BODY	HDPE	According to factory design / Flanges Standard DIN PN 10 ó ANSI C-150
MECHANISM	SS 316L	According to manufacturer
SEALING	RUBER OR Viton (*)	According to manufacturer
NUTS AND BOLTS	SS 316L	According to manufacturer



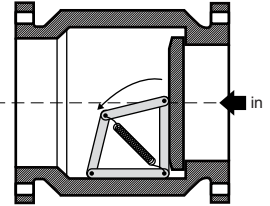
(*) Viton by request

US STOCK: ANSI C-150

General Characteristics:

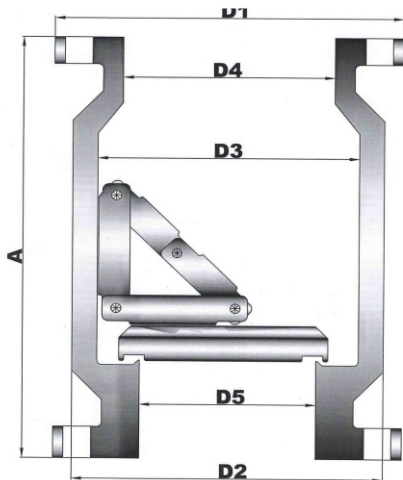


1. Mechanism, nuts and bolts in SS 316L.
2. Closing inner disc made in HDPE with RUBBER sealing ring (VITON up on request).
3. Large body built in HDPE that allows flow without restrictions.
4. The closing mechanism has been designed to remain open until the instant flow is inverted, avoiding the hammer effect and not getting blocked in the open position.
5. Flanges are based on DIN PN 10 standard norms and ANSI C-150 (US STOCK).
6. Working Max. Pressure: 10 bar (145 psi)
7. Minimum Working Pressure (Disc Opening): 2 bar (29 psi).



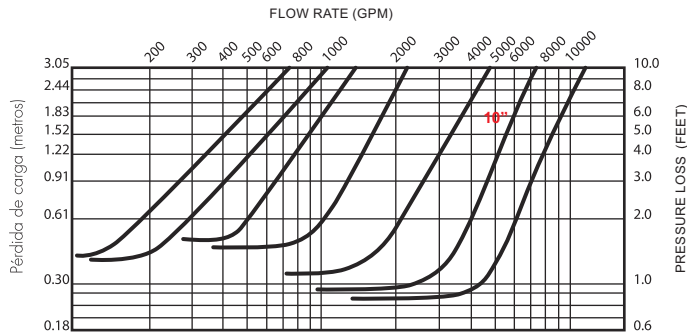
CHECK VALVES HDPE conex. F-F.

ANSI C-150 (USA)



Diameter	A	D1	D2	D3	D4	D5
Ø 3"	11.8	7.5	6.1	5.2	4.0	3.0
Ø 4"	12.6	9.0	7.0	5.9	5.0	3.9
Ø 6"	14.2	11.0	9.8	8.3	6.7	5.6
Ø 8"	15.8	13.7	12.2	6.2	8.8	7.5
Ø 10"	17.3	16.0	14.2	11.8	9.9	8.9
Ø 12"	19.7	19.0	17.1	14.2	13.0	11.8

DATA in INCHES (in)



NOTES: Sizes from 3" up to 40"

Check Valves and Screens Sizes 3", 4", 6", 8", 10" and 12" usually available in our Miami Stock.

Larger sizes 14" and above, only available up on request and Pre-Pay.

No Refunds or Order Cancellations.

ALL INFORMATION CONTAINED HEREIN IS SUPPLIED BY MANUFACTURER AND DEEMED TO BE ACCURATE. INFORMATION IS SUBJECT TO CHANGE WITHOUT NOTICE. PURCHASER IS RESPONSIBLE FOR PROPER INSTALLATION, USE AND MAINTENANCE OF PRODUCT. ALSA SALES AND SERVICES, LLC PASSES ON MANUFACTURER'S WARRANTY, BUT EXTENDS NO OTHER WARRANTY. ALL PRODUCTS SOLD BY ALSA SALES AND SERVICES, LLC ARE SUBJECT TO ITS FULL TERMS AND CONDITIONS OF SALE AS PUBLISHED AND AVAILABLE ON REQUEST. ANY WARRANTY MADE EXTENDS TO ORIGINAL PURCHASER AND IS NOT ASSIGNABLE OR TRANSFERABLE.


HDPE SCREEN DATA SHEET

HDPE CHECK VALVE AND SCREEN WITH FLANGE CONNECTION

Screen:

Item	Material	NOTES
BODY	HDPE	According to factory design compatible with DIN PN 10 or ANSI C-150 US STOCK: ANSI C-150
BODY	HDPE	HDPE wall thickness 4 mm perforated
NUTS AND BOLTS	SS 316L	According to manufacturer

HDPE SCREENS - flange



ANSI C-150 (USA)

Diameter	A	B	D1	D2
Ø 3"	12.8	11.2	7.5	7.1
Ø 4"	12.8	11.2	9.0	8.6
Ø 6"	15.0	13.4	11.0	10.6
Ø 8"	17.3	15.8	13.5	13.1
Ø 10"	19.7	17.7	16.0	15.6
Ø 12"				

DATA in INCHES (in)



USE AS A
FOOT VALVE
WITH SCREEN

NOTES: Sizes from 3" up to 40"

Check Valves and Screens Sizes
3", 4", 6", 8", 10" and 12" usually
available in our Miami Stock.

Larger sizes 14" and above, only
available up on request and Pre-Pay.

No Refunds or Order Cancellations.



Body Wall Thickness: 4 mm (0.1575 inches)
Hole Diameter in Body Wall: 10 mm (0.3937 inches)
Distance Between Centers of Holes in Body Wall: 15 mm (0.5906 inches)

ALL INFORMATION CONTAINED HEREIN IS SUPPLIED BY MANUFACTURER AND DEEMED TO BE ACCURATE. INFORMATION IS SUBJECT TO CHANGE WITHOUT NOTICE. PURCHASER IS RESPONSIBLE FOR PROPER INSTALLATION, USE AND MAINTENANCE OF PRODUCT. ALSA SALES AND SERVICES, LLC PASSES ON MANUFACTURER'S WARRANTY, BUT EXTENDS NO OTHER WARRANTY. ALL PRODUCTS SOLD BY ALSA SALES AND SERVICES, LLC ARE SUBJECT TO ITS FULL TERMS AND CONDITIONS OF SALE AS PUBLISHED AND AVAILABLE ON REQUEST. ANY WARRANTY MADE EXTENDS TO ORIGINAL PURCHASER AND IS NOT ASSIGNABLE OR TRANSFERABLE.