

















PATRIK WINDSURF BOARDS

	<u>SIZE</u>	<u>LENGTH</u>	<u>WIDTH</u>	<u>VOL</u>	<u>FIN BOX</u>	<u>FINS</u>	<u>BAG SIZE</u>
QT-WAVE	All-In-One wave board with 5 fin boxes!						
	68	224	52,5	68	US + SLOT	2 x PW140 + 2 x PW80	S
	73	225	54	73	US + SLOT	2 x PW140 + 2 x PW80	S
	78	226	55,5	78	US + SLOT	2 x PW145 + 2 x PW80	S
	83	227	57	83	US + SLOT	2 x PW150 + 2 x PW90	S
	88	228	58,5	88	US + SLOT	2 x PW155 + 2 x PW90	M
	93	229	60	93	US + SLOT	2 x PW160 + 2 x PW90	M
	103	230	63	103	US + SLOT	2 x PW165 + 2 x PW100	M
	113	231	66	113	US + SLOT	2 x PW170 + 2 x PW100	M
F-WAVE	Super fast wave board with thruster setup!						
	75	229	55,5	75	POWER/ SLOT	1 x PS180 + 2 x PW80	S
	85	230	58,5	85	POWER/ SLOT	1 x PS200 + 2 x PW80	M
	95	233	60,5	95	POWER/ SLOT	1 x PS220 + 2 x PW80	M
AIR-STYLE	Shortest freestyle board - not just a cut nose!						
	93	211,5	61,5	93	FOIL-DTB	PS200	M
	99	212	64,5	99	FOIL-DTB	PS220	M
F-CROSS	All-In-One windsurf board!						
	87	233	58,5	87	POWER	PS260	M
	94	234	60,5	94	POWER	PS280	M
	103	235	62,5	103	POWER	PS300	M
	113	236	64,5	113	POWER	PS320	M
F-RIDE	The easiest and only non-wide-body freeride shape on the market!						
	125	251,5	67,5	125	FOIL-DTB	PR400	L
	135	252,5	71,5	135	FOIL-DTB	PR440	L
	145	253,5	75,5	145	FOIL-DTB	PR480	L
	155	254,5	79,5	155	FOIL-DTB	PR500	XL
F-RACE	A true freerace design developed with dedicated freeracers!						
	100	237,5	60	100	TUTTLE	PRC320	M
	110	238	65	110	TUTTLE	PRC360	M
	120	238	70	120	FOIL-DTB	PRC400	L
	130	235,5	75	130	FOIL-DTB	PRC440	L
	140	233,5	80	140	FOIL-DTB	PRC480	XL
	150	234	85	150	FOIL-DTB	PRC500	XL
SPEED	The most rewarded an biggest speed range on the market!						
	37	227	37,5	37	TUTTLE		S
	39	227,5	39,5	39	TUTTLE		S
	43	227,5	43,5	43	TUTTLE		S
	48	228	48,5	48	TUTTLE		S
	53	229	53,5	53	TUTTLE		S



PATRIK WINDSURF BOARDS

	<u>SIZE</u>	<u>LENGTH</u>	<u>WIDTH</u>	<u>VOL</u>	<u>FIN BOX</u>	<u>FINS</u>	<u>BAG SIZE</u>
SLALOM	No compromise pure pro slalom design!						
	85	237	57	85	TUTTLE		M
	90	233,5	59,5	90	TUTTLE		M
	95	231,4	62,2	95	TUTTLE		M
	100	233	64,5	100	TUTTLE		M
	115	233,2	69,5	115	TUTTLE		L
	125	230,2	77,2	125	FOIL-DTB		XL
	130	228,8	80,8	130	FOIL-DTB		XL
	140	228,8	84,8	140	FOIL-DTB		XL
	150	230	90,6	150	FOIL-DTB		XL
MICRO STYLE	Kids Freestyle Board!						
	85	219,5	58	85	POWER	PS180	S
MICRO RIDE	Kids Beginner / Advanced Freeride Board!						
	115	222	67,5	115	POWER	PS320 + CF340	L
E-RIDE	The one and only "auto-smart" teaching methodology learning board on the market!						
	165	255	80	165	POWER	moulded fin & daggerboard	
	205	269	89	205	POWER	moulded fin & daggerboard	
FOIL-A.I.O WIND	All-In-One Surf-, Tow-, Wake-, SUP-, Wing-, Windsurf- Foil Range!						
	5'9" WS	5'9"/175	28 1/2"/72	115	FOIL-DTB & US PLATE	mast track	WING L
	6'6" WS	6'6"/198	30 1/2"/77	135	FOIL-DTB & US PLATE	mast track	WING L
FOIL-STYLE	Pure dedicated Foil-Freestyle Board!						
	95	189	64,5	95	FOIL-DTB		TBC
FOIL-MOVE	Pure dedicated Foil-Freemove Board!						
	105	195	65	105	FOIL-DTB		FOIL S
FOIL-RIDE	Foil-Board for quick and easy learning to fast riding!						
	114	210	70	114	FOIL-DTB		FOIL M
	131	215	75	131	FOIL-DTB		FOIL M
	147	220	80	147	FOIL-DTB		FOIL L
FOIL-RACE	Foil-Board with biggest range of use from learning to Free-Racing!						
	125	210	76	125	FOIL-DTB		FOIL M
	145	210	83	145	FOIL-DTB		FOIL M
	165	210	89	165	FOIL-DTB		FOIL L
FOIL-COMP	Most advanced full-on competition Foil-Shape!						
	78	TBC	78	TBC	FOIL-DTB		FOIL L
	85	TBC	85	TBC	FOIL-DTB		FOIL L
	91v2	212	90,7	195	FOIL-DTB		FOIL 91
	100v2	212	100,2	220	FOIL-DTB		FOIL 100
	IQ	220	95	196	FOIL-DTB		FOIL 100

PATRIK WING BOARDS

	<u>SIZE</u>	<u>LENGTH</u>	<u>WIDTH</u>	<u>VOL</u>	<u>FIN BOX</u>	<u>BAG SIZE</u>
FOIL-A.I.O	All-In-One Surf-, Tow-, Wake-, SUP-, Wing- Foil Range!					
	4'6"	4'6"/137	20"/51	35	FOIL-DTB & US PLATE	WING S
	5'0"	5'0"/152	21 1/2"/55	50	FOIL-DTB & US PLATE	WING S
	5'1"	5'1"/155	24"/61	75	FOIL-DTB & US PLATE	WING S
	5'2"	5'2"/157	26 1/2"/67	95	FOIL-DTB & US PLATE	WING M
	5'9"	5'9"/175	28 1/2"/72	115	FOIL-DTB & US PLATE	WING M
	6'6"	6'6"/198	30 1/2"/77	135	FOIL-DTB & US PLATE	WING L

PATRIK SUP

	<u>MODEL</u>	<u>LENGTH</u>	<u>WIDTH</u>	<u>THICK</u>	<u>VOLUME</u>	<u>SHAPE</u>	<u>WINDSURF FITTING</u>	<u>EXTRA</u>
S-WAVE	Grownups surf real waves & kids learn windsurfing!							
	S-WAVE	9'2	31"	5"	216	V-SHAPE	YES	RUBBER RAIL
S-CROSS	Affordable family SUP!							
	S-CROSS	10'2	32"	5"	249			
S-RIDE	Family SUP & Windsurf board - the longer the faster!							
	S-RIDE 10'2	10'2	32"	6"	312	V-SHAPE	YES	CENTRAL FIN
	S-RIDE 11'2	11'2	33"	6"	354	V-SHAPE	YES	
	S-RIDE 12'6	12'6	33"	6"	397		YES	RUBBER RAIL
S-FUN	Tandem for Schools & Family - very fast too!							
	S-FUN	11'2	30"	5"	310	V-SHAPE	TANDEM	CENTRAL FIN
S-BOMB	The biggest for real big boyz!							
	S-BOMB	11'2	39"	6"	418			
S-RACE	The fastest to race and to get fit!							
	S-RACE 12'6	12'6	25"	6"	300	SINGLE CONCAVE		
	S-RACE 14'	14'0	25"	6"	337	SINGLE CONCAVE		

PATRIK FINS

BOX

SIZES (mm)

S-WAVE

Swept with a soft tip for the perfect turn!



NUSS	80 / 90 / 100 / 110 / 120 / 130 / 140 / 145 / 150 / 155 / 160 / 165 / 170 180 / 190 / 200 / 210 / 220 / 230 / 240 / 250
SLOT	80 / 90 / 100 / 110 / 120 / 130 / 140 / 145 / 150 / 155 / 160 / 165 / 170
POWER	180 / 190 / 200 / 210 / 220 / 230 / 240 / 250

P-WAVE

Power with highest performance!



NUSS	80 / 90 / 100 / 110 / 120 / 130 / 140 / 145 / 150 / 155 / 160 / 165 / 170 180 / 190 / 200 / 210 / 220 / 230 / 240 / 250
SLOT	80 / 90 / 100 / 110 / 120 / 130 / 140 / 145 / 150 / 155 / 160 / 165 / 170
POWER	180 / 190 / 200 / 210 / 220 / 230 / 240 / 250

S-STYLE

Slide your moves!



POWER	160 / 170 / 180 / 190 / 200 / 210 / 220
NUSS	160 / 180 / 200 / 220
TUTTLE	160 / 180 / 200 / 220

P-STYLE

Power - early planning - easy turning - and to get air!



POWER	160 / 180 / 200 / 220 / 240 / 260 / 280 / 300 / 320 / 340 / 360
NUSS	160 / 180 / 200 / 220 / 240 / 260
TUTTLE	180 / 200 / 220

P-RIDE

Power - early planning and controlled ride!



POWER	380 / 400 / 420 / 440 / 460 / 480 / 500
TUTTLE	380 / 400 / 420 / 440 / 460 / 480 / 500





P-RACE

Power - early planing - top acceleration and top speed!



TUTTLE	280 / 300 / 320 / 340 / 360 / 380 / 400 / 420
DEEP TUTTLE	440 / 460 / 480 / 500 / 520

PATRIK FOIL PARTS

	<u>MODEL</u>	<u>MATERIAL</u>
FOIL FRONT WINGS		
	500 cm ²	CARBON
	700 cm ²	CARBON
	900 cm ²	CARBON
	1100 cm ²	CARBON
	1300 cm ²	CARBON
	1600 cm ²	CARBON
	2000 cm ²	CARBON
FOIL BACK WINGS		
	200 cm ²	G-10
	250 cm ²	CARBON
	280 cm ²	CARBON
	310 cm ²	CARBON
FOIL FUSELAGES		
	55 cm	ALU
	65 cm	ALU
	75 cm	ALU
	85 cm	ALU
	95 cm	ALU
	105 cm	ALU
115 cm	ALU	
FOIL MAST		
	ALU 65	ALU
	ALU 75	ALU
	ALU 85	ALU
	CARBON 82 PVC	CARBON/PVC
	CARBON 82	CARBON
	CARBON 95	CARBON
	CARBON HM 95	CARBON HIGH MODULUS
FOIL ADAPTER		
	DEEP TUTTLE	
	SHORT TUTTLE	
	POWER	
	US PLATE	

PATRIK HYDRO-FOILS

=> all sets include padded bag, EVA wing covers, screws and screwdriver

<u>MODEL</u>	<u>FRONT WING</u>	<u>TAIL WING</u>	<u>FUSELAGE</u>	<u>MAST</u>	<u>ADAPTER</u>
HF-NOVICE	All-In-One Surf-, Tow-, Wake-, Wing-, SUP- Foil for starters and for shallow water!				
NOVICE 1300	1300 cm2	250 cm2	ALU 75 cm	ALU 75 cm	US PLATE & DTB
NOVICE 1600	1600 cm2	250 cm2	ALU 75 cm	ALU 75 cm	US PLATE & DTB
NOVICE 2000	2000 cm2	250 cm2	ALU 75 cm	ALU 75 cm	US PLATE & DTB
HF-CROSS	All-In-One Surf-, Tow-, Wake-, Wing-, SUP- Foil!				
CROSS 1100	1100 cm2	250 cm2	ALU 75 cm	ALU 85 cm	US PLATE & DTB
CROSS 1300	1300 cm2	250 cm2	ALU 75 cm	ALU 85 cm	US PLATE & DTB
CROSS 1600	1600 cm2	250 cm2	ALU 75 cm	ALU 85 cm	US PLATE & DTB
CROSS 2000	2000 cm2	250 cm2	ALU 75 cm	ALU 85 cm	US PLATE & DTB
HF-WAVE-STYLE	High-end, light weight All-In-One Surf-, Tow-, Wake-, Wing-, SUP- Foil!				
WAVE STYLE 900 CARBON	900 cm2	250 cm2	ALU 65 cm	CARBON/PVC 82 cm	
WAVE STYLE 1100 CARBON	1100 cm2	250 cm2	ALU 65 cm	CARBON/PVC 82 cm	
WAVE STYLE 1300 CARBON	1300 cm2	250 cm2	ALU 65 cm	CARBON/PVC 82 cm	
WAVE STYLE 1600 CARBON	1600 cm2	250 cm2	ALU 65 cm	CARBON/PVC 82 cm	
WAVE STYLE 2000 CARBON	2000 cm2	250 cm2	ALU 65 cm	CARBON/PVC 82 cm	
HF-RIDE	As the name so the ride - enjoy your flight!				
RIDE ALU	1100 cm2	250 cm2	ALU 95 cm	ALU 85 cm	DTB
RIDE CARBON	1100 cm2	250 cm2	ALU 95 cm	CARBON 95 cm	
HF-SLALOM	Push your and your match race partners limits!				
HF-RACE	(Carbon HM (High-Modulus) is the stiffest material used on worldcup level today and the control & performance is the highest level possible!)				
SLALOM CARBON	700 cm2	250 cm2	ALU 105 cm	CARBON 95 cm	
SLALOM CARBON HM	700 cm2	250 cm2	ALU 105 cm	CARBON HM 95 cm	
RACE CARBON	900 cm2	250 cm2	ALU 115 cm	CARBON 95 cm	
RACE CARBON HM	900 cm2	250 cm2	ALU 115 cm	CARBON HM 95 cm	
RACE CARBON HM	500 cm2 &	250 cm2	ALU 105 cm &	CARBON HM 95 cm	
PRO SET	700 cm2 &		ALU 115 cm		
	900 cm2				

PATRIK SAILS (NO CAMS)

SIZE MAST BOOM LUFF IMCS BATTENS TOP CAMS DIAMETER

3-MICRO

Pure Wave sail for kids!



2,0	240	115	252	7	3	FIXED	0	RDM
2,6	300	120	302	10	3	FIXED	0	RDM
3,2	300	134	332	10	3	FIXED	0	RDM
3,8	330	146	348	12	3	FIXED	0	RDM

4-WAVE

Most powerful with biggest range of use!



3,2	340	136	337	15	4	VARIO	0	RDM
3,6	340	144	358	15	4	VARIO	0	RDM
4,0	370	148	374	17	4	FIXED	0	RDM
4,4	370	157	388	17	4	FIXED	0	RDM
4,8	400	165	403	19	4	FIXED	0	RDM
5,2	400	170	419	19	4	FIXED	0	RDM
5,6	430	171	432	21	4	FIXED	0	RDM
6,0	430	176	444	21	4	FIXED	0	RDM

5-WAVE


Most control with biggest range of use!



3,4	340	139	349	15	5	VARIO	0	RDM
3,8	340	145	366	15	5	VARIO	0	RDM
4,2	370	151	383	17	5	FIXED	0	RDM
4,6	370	157	403	17	5	FIXED	0	RDM
5,0	400	161	419	19	5	FIXED	0	RDM
5,4	400	167	433	19	5	FIXED	0	RDM
5,8	430	175	447	21	5	FIXED	0	RDM
6,2	430	181	457	21	5	FIXED	0	RDM

X-CROSS

Bump and Jump with maximum control!



4,2	370	TBC	TBC	17	5	FIXED	0	RDM
4,7	370	TBC	TBC	17	5	FIXED	0	RDM
5,3	400	TBC	TBC	19	5	FIXED	0	RDM
5,9	400	TBC	TBC	19	5	FIXED	0	RDM
6,6	420	TBC	TBC	21	5	FIXED	0	SDM (RDM)
7,3	440	TBC	TBC	23	5	FIXED	0	SDM (RDM)

RIDE FR

Super stable and fast freeride sail



4,4	370	TBC	TBC	17	6	FIXED	0	RDM
5,0	TBC	TBC	TBC	TBC	6	FIXED	0	RDM
5,6	400	TBC	TBC	19	6	FIXED	0	RDM
6,2	430	TBC	TBC	21	6	FIXED	0	RDM
6,8	440	TBC	TBC	23	6	FIXED	0	SDM (RDM)
7,5	460	TBC	TBC	26	6	FIXED	0	SDM (RDM)
8,2	480	TBC	TBC	29	6	FIXED	0	SDM (RDM)

PATRIK SAILS

SIZE MAST BOOM LUFF IMCS BATTENS TOP CAMS DIAMETER

RIDE FOIL

Dedicated freeride foil sail!

Availability: June 2022



4,6	TBC	TBC	TBC	TBC	6	FIXED	0	RDM
5,2	TBC	TBC	TBC	TBC	6	FIXED	0	RDM
5,8	TBC	TBC	TBC	TBC	6	FIXED	0	RDM
6,4	TBC	TBC	TBC	TBC	6	FIXED	0	RDM
7,0	TBC	TBC	TBC	TBC	6	FIXED	0	SDM (RDM)
7,6	TBC	TBC	TBC	TBC	6	FIXED	0	SDM (RDM)
8,2	TBC	TBC	TBC	TBC	6	FIXED	0	SDM (RDM)

RACE +

Maximum acceleration with wide range of use and excellent camber rotation!



5,2	380	171	419	19	7	FIXED	4	SDM
5,8	400	185	435	19	7	FIXED	4	SDM
6,4	420	197	451	21	7	FIXED	4	SDM
7,0	440	207	465	21	7	FIXED	4	SDM
7,7	460	219	491	25	7	FIXED	4	SDM
8,4	480	225	513	29	7	FIXED	4	SDM
9,2	500	233	539	33	7	FIXED	4	SDM

RACE SF

New concept for with maximum performance for foil and fin!

Availability: June 2022



5,0	380	TBC	TBC	17	7	FIXED	4	SDM
5,6	400	TBC	TBC	19	7	FIXED	4	SDM
6,2	420	TBC	TBC	21	7	FIXED	4	SDM
6,8	440	TBC	TBC	23	7	FIXED	4	SDM
7,4	460	TBC	TBC	26	7	FIXED	4	SDM
8,0	480	TBC	TBC	29	7	FIXED	4	SDM
8,6	500	TBC	TBC	32	7	FIXED	4	SDM

RACE S2

Pure foil dedicated slalom/speed sail!

Availability: June 2022, limited pcs before

4,2	380	TBC	TBC	TBC	7	FIXED	4	SDM
4,8	380	TBC	TBC	TBC	7	FIXED	4	SDM
5,4	400	TBC	TBC	TBC	7	FIXED	4	SDM
6,0	420	TBC	TBC	TBC	7	FIXED	4	SDM
6,6	440	TBC	TBC	TBC	7	FIXED	4	SDM
7,2	460	TBC	TBC	TBC	7	FIXED	4	SDM
7,8	480	TBC	TBC	TBC	7	FIXED	4	SDM
8,4	500	TBC	TBC	TBC	7	FIXED	4	SDM

FOIL +

Earliest flying with wide range of use and excellent camber rotation!



8,0	500	203	537	29	8	FIXED	4/5	SDM
9,0	520	219	565	33	8	FIXED	4/5	SDM
10,0	550	231	595	37	8	FIXED	4/5	SDM
11,0	550	245	623	37	8	FIXED	4/5	SDM

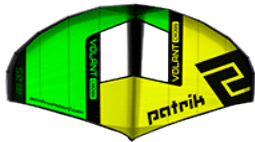
ENTRY

Strong and easy use with most economic price!

SIZES: 1.0 / 1.5 / 2.0 / 2.5 / 3.0 / 3.5 / 4.0 / 4.5 / 5.0 / 5.5 / 6.0

**PATRIK WINGS****VOLANT CROSS**

The crossover for most fun time!

SIZE:

3,0
3,5
4,0
4,5
5,0
5,5
6,0

VOLANT WAVE

2.6 / 3.2 / 3.8 / 4.4 / 5.0 / 5.6 / 6.2

*Availability: June 2022***VOLANT STYLE**


2.4 / 3.0 / 3.6 / 4.2 / 4.8 / 5.4 / 6.0 / 6.6

*Availability: June 2022***PATRIK MASTS**



	<u>MODEL</u>	<u>LENGTH</u>	<u>DIAMETER</u>	<u>CARBON</u>	<u>CURVE</u>	<u>IMCS</u>
RDM MASTS	KIDS C 60%	240	RDM	60%	CONSTANT	7
		300	RDM	60%	CONSTANT	10
		330	RDM	60%	CONSTANT	12
	RDM C 60%	340	RDM	60%	CONSTANT	15
		370	RDM	60%	CONSTANT	17
		400	RDM	60%	CONSTANT	19
		430	RDM	60%	CONSTANT	21
		RDM C 80%	340	RDM	80%	CONSTANT
	RDM C 80%	370	RDM	80%	CONSTANT	17
		400	RDM	80%	CONSTANT	19
		430	RDM	80%	CONSTANT	21
		460	RDM	80%	CONSTANT	TBC
		490	RDM	80%	CONSTANT	TBC
	RDM C 100%	370	RDM	80%	CONSTANT	17
		400	RDM	80%	CONSTANT	19
		430	RDM	80%	CONSTANT	21
		460	RDM	80%	CONSTANT	TBC
490		RDM	80%	CONSTANT	TBC	




PATRIK MASTS

	<u>MODEL</u>	<u>LENGTH</u>	<u>DIAMETER</u>	<u>CARBON</u>	<u>CURVE</u>	<u>IMCS</u>
SDM MASTS 	SDM C 80%	380	SDM	80%	CONSTANT	17
		400	SDM	80%	CONSTANT	19
		420	SDM	80%	CONSTANT	21
		440	SDM	80%	CONSTANT	23
		460	SDM	80%	CONSTANT	26
		480	SDM	80%	CONSTANT	29
	SDM C 100%	380	SDM	100%	CONSTANT	17
		400	SDM	100%	CONSTANT	19
		420	SDM	100%	CONSTANT	21
		440	SDM	100%	CONSTANT	23
		460	SDM	100%	CONSTANT	26
		480	SDM	100%	CONSTANT	29
		500	SDM	100%	CONSTANT	32
		520	SDM	100%	CONSTANT	33
		550	SDM	100%	CONSTANT	37

PATRIK BOOMS

	<u>LENGTH</u>	<u>MAX WIDTH</u>	<u>DIAMETER</u>	<u>BACKEND</u>	<u>CONSTRUCTION</u>
CARBON 	135-185	39	RD-GRIP	INTerminal	MONOCOQUE CARBON
	140-200	39	RD-GRIP	INTerminal	MONOCOQUE CARBON
	160-220	43	SD-GRIP	INTerminal	MONOCOQUE CARBON
	170-220	49	SD-GRIP	INTerminal	MONOCOQUE CARBON
	200-250	52	SD-GRIP	EXTerminal	MONOCOQUE CARBON
	210-260	53	SD-GRIP	EXTerminal WIDE	MONOCOQUE CARBON
ALU 	100-150	33	RD-GRIP	INTerminal	MONOCOQUE ALU
	130-190	38	RD-GRIP	INTerminal	MONOCOQUE ALU
	150-210	42	RD-GRIP	INTerminal	MONOCOQUE ALU
	170-230	49	SD-GRIP	INTerminal	MONOCOQUE ALU

PATRIK EXTENSIONS

	<u>MODEL</u>	<u>DIAMETER</u>	<u>LENGTH</u>	<u>MATERIAL</u>
	RDM 32	RDM	32	ALU
	RDM 48	RDM	48	ALU
	SDM 32	SDM	32	ALU
	SDM 48	SDM	48	ALU

PATRIK EXTENSIONS



<u>MODEL</u>	<u>DIAMETER</u>	<u>LENGTH</u>	<u>MATERIAL</u>
RDM 32	RDM	32	CARBON
RDM 48	RDM	48	CARBON
SDM 32	SDM	32	CARBON
SDM 48	SDM	48	CARBON

BASE PLATE



SDM XT-40	SDM	40	CARBON
SDM XT-60	SDM	60	CARBON

PATRIK LINES

LENGTH

LENGTH

HARNESS LINES VARIO

18"-24"
22"-28"
24"-30"
26"-32"
28"-34"
30"-36"

HARNESS LINES FIXED

24"
26"
28"
30"
32"
34"
36"



HARNESS LINES PRO COMP

28"-42"

HARNESS LINES LOOP

18"-24"

UPHAUL



ADJUSTABLE OUTHAUL TRIM SYSTEM

PATRIK BAGS

<u>MODEL</u>	<u>LENGTH</u>	<u>WIDTH</u>	<u>PADDING</u>	<u>SPECIFIC</u>
--------------	---------------	--------------	----------------	-----------------

BOARDBAG SINGLE

Windsurf S	235	57	4mm	fin slot
Windsurf M	240	66	4mm	fin slot
Windsurf L	255	75	4mm	fin slot
Windsurf XL	255	85	4mm	fin slot
Windsurf Formula	230	100	4mm	fin slot



Foil S	210	65	4mm	foil slot
Foil M	210	75	4mm	foil slot
Foil L	210	85	4mm	foil slot
Foil 91	240	92	4mm	foil slot
Foil 100	230	102	4mm	foil slot

Wing S	TBC	67	4mm	foil slot
Wing M	TBC	75	4mm	foil slot
Wing L	TBC	88	4mm	foil slot

BOARDBAG MULTI

Triple	250	85	4mm	
--------	-----	----	-----	--

