



slidersuk

www.sliders-uk.com

The Ultimate Evolution Aluminium bi-folding door

Part of the exclusive range available from Sliders UK



Cutting-edge innovation, Ultra slim sightlines and installation in as little as 45 minutes



End-user appeal and high margin 'engineered-in'

The Ultimate Evolution redefines bi-folding door design with a 'hardware-first approach'.


It's built around the latest innovation in hardware design, which ensures not only effortless operation and reliability – but also makes installation far simpler.

With ultra slim sightlines, a wide choice of colours, multiple threshold and double and triple glazed options, the Ultimate Evolution is an aluminium bi-folding door that delivers on end-user appeal – but also through-life performance.


Exacting detail and flexibility in design



PAS24 and Part Q approved



PAS24 tested and Part Q* compliant, the Ultimate Evolution features dedicated shoot-bolt intermediate locks operated by low projection handles and top shoot bolt for doors over 2500mm tall. Traffic doors incorporate a three-point dead latch and hook lock with dedicated strike plates.



Structural strength

The Ultimate Evolution taps into the inherent strength of aluminium to deliver slim sightlines but also incredible design flexibility, accommodating larger individual panels, and multiple configurations to span openings of up to 8400mm*.

*Subject to specific site conditions and wind loads.

Advanced performance

A 30mm polyamide thermal break delivers impressive U-values, while the Ultimate Evolution is also fully BS6375 Weather Tested.

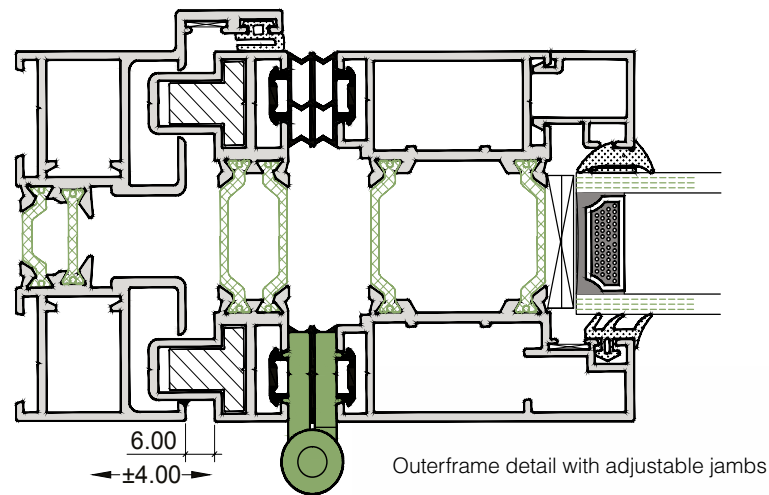
*Specified options only.



Installation in 45-minutes

45

Adjustable Jamb



Simplified door squaring and setting

Its' highly innovative fully adjustable jamb means that the Ultimate Evolution is a highly 'forgiving' bi-fold to fit.

The easy-adjustment system delivers up to 8mm of tolerance, making it far simpler to align the door - even where apertures are out of square.

This dramatically simplifies door squaring and setting which means the Ultimate Evolution can be installed in as little as 45-minutes.

Slim sightlines and inline system with sash and outer frame the same depth

Adjustable jamb – simplified squaring and setting

Internally glazed accommodating 28mm and 35mm (triple glazed) IGUs

Ultra-smooth bottom running



Finish options



Standard profile colours

The Ultimate Evolution is available in white, anthracite grey and anthracite grey-on-white, as standard.

We can also offer any RAL colour or combination of colours, on special order.

Polyester powder coated to BS/EN12206-1:2004, minimum finish thicknesses are 40 microns.

The finish is also guaranteed for 10-years.

Colour-matched hardware

The Ultimate Evolution is also available in colour matched hardware plus chrome and satin finishes.



Standard colour options



Anthracite Grey



White



Anthracite Grey on White

Door handle options



Black



White



Anthracite Grey

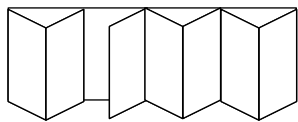


Chrome

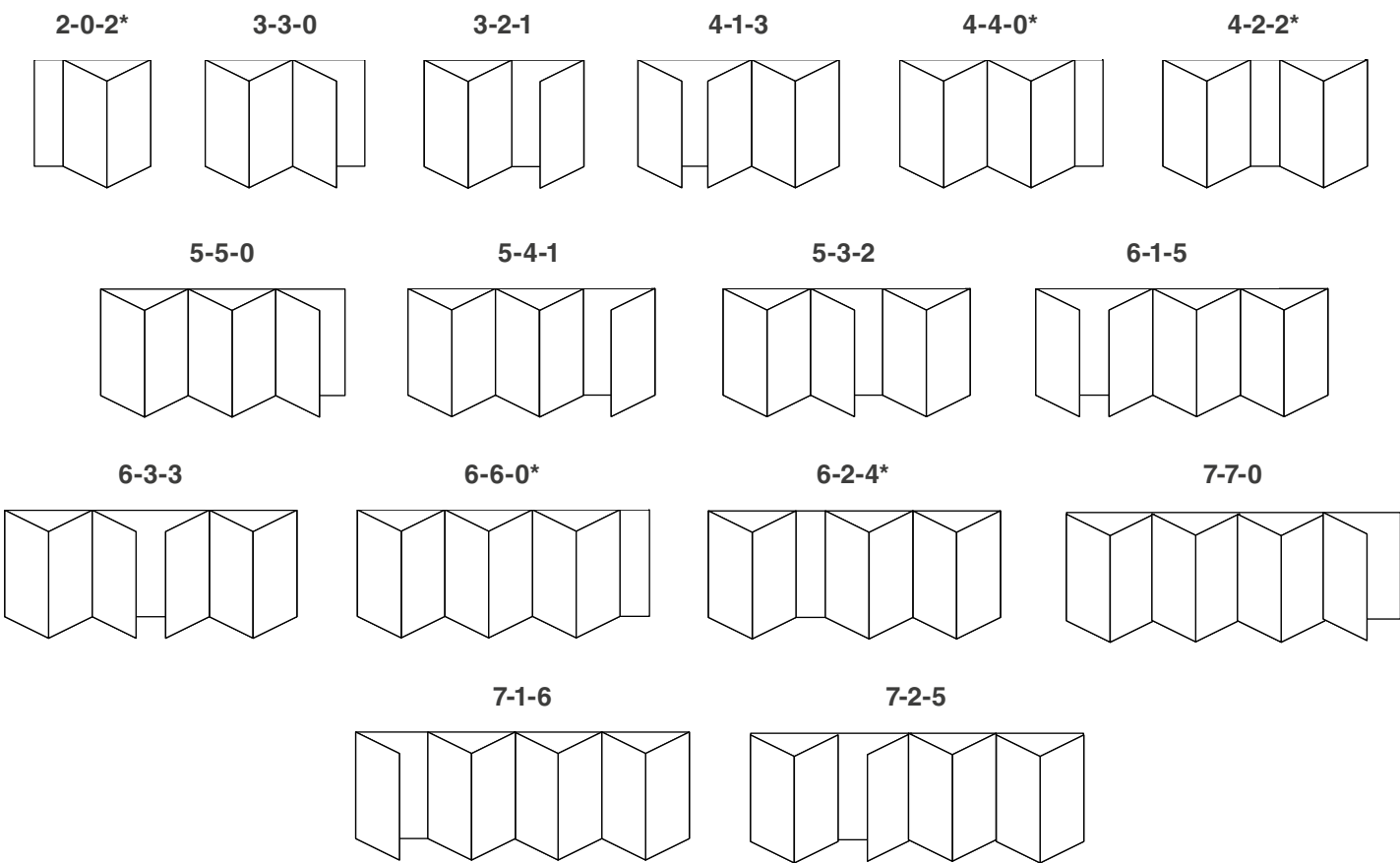


Satin

Configurations

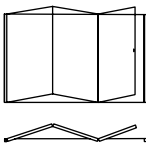


With inward and outward opening options, the Ultimate Evolution offers exceptional design flexibility with 16 different configurations up to a maximum seven individual panels.

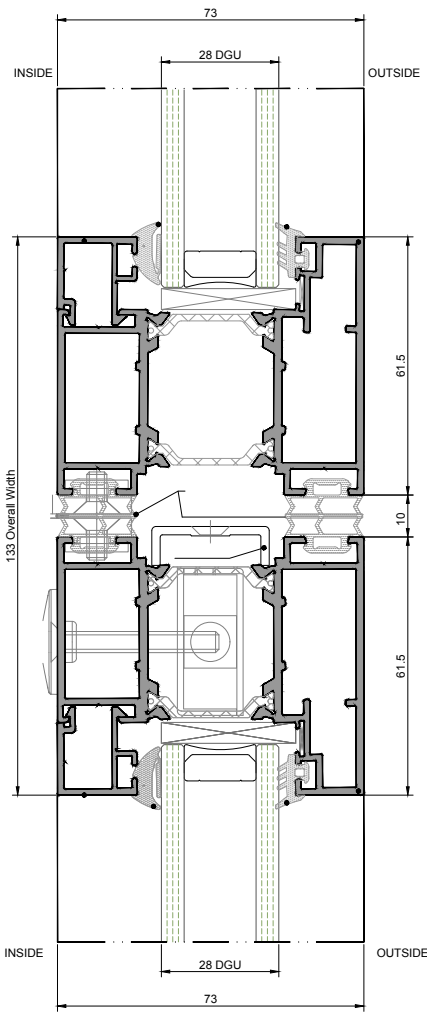


Technical information

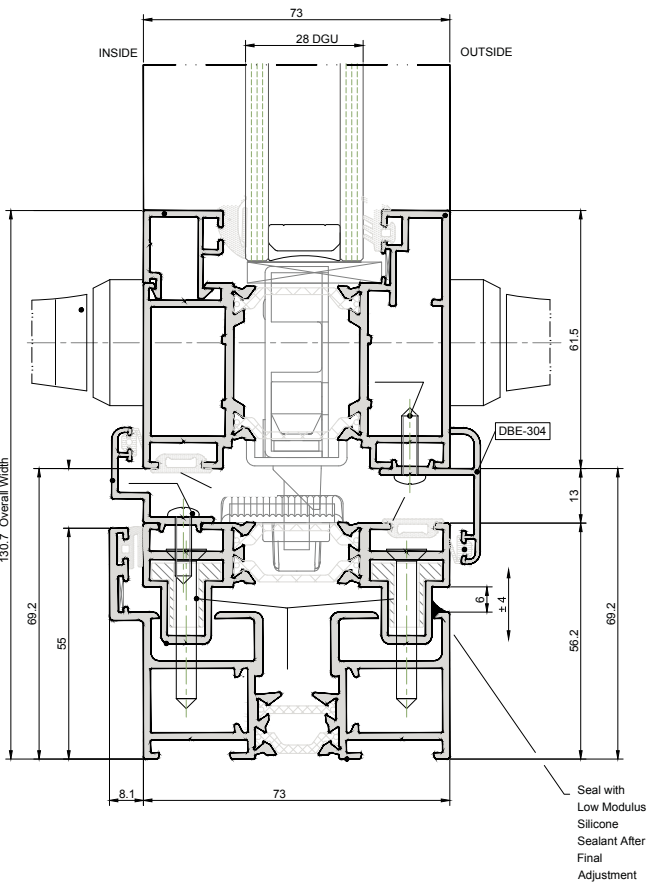
Cross sections



Intermediate lock with hinges and shoot-bolt



Swing door jamb detail with adjustable section

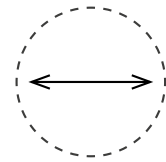


*Indicates Document Q Compliance not available with this scheme (and it's reverse, eg. 202 and 220).



Technical information

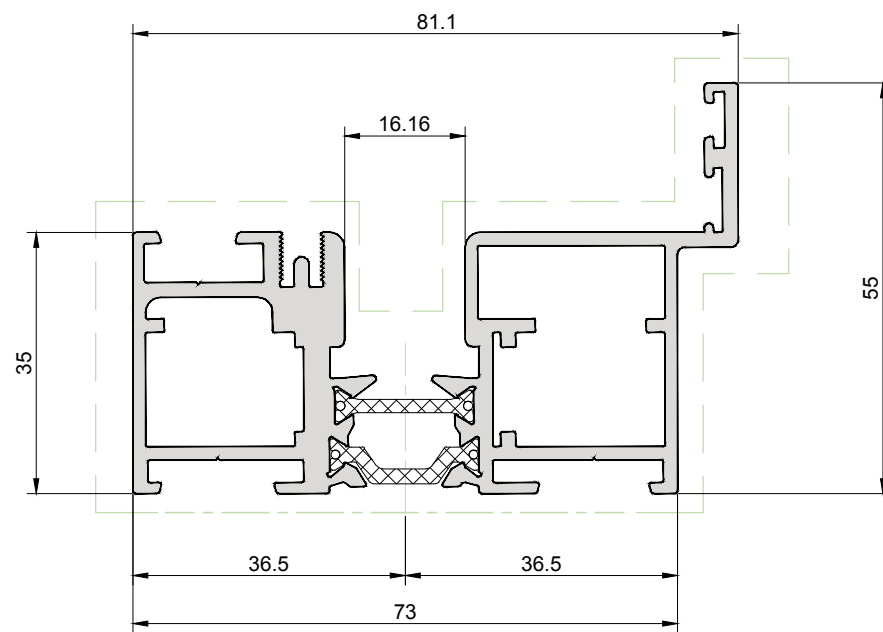
Threshold options



The Ultimate Evolution

slidersuk

Standard threshold



Maximum sash height and width 3000mm x 1200mm
(maximum individual panel weight 120kg)

Multiple configurations including open in or out

Ultra-smooth bottom running

Adjustable jamb – simplified squaring and setting

Slim sightlines and inline system with sash and outer frame the same depth

White, anthracite grey and anthracite grey-on-white,
as standard colours. Any RAL colour or combination
on special orders

Colour matched handles and magnetic door holders


Low threshold options

30mm polyamide thermal break for increased
thermal values

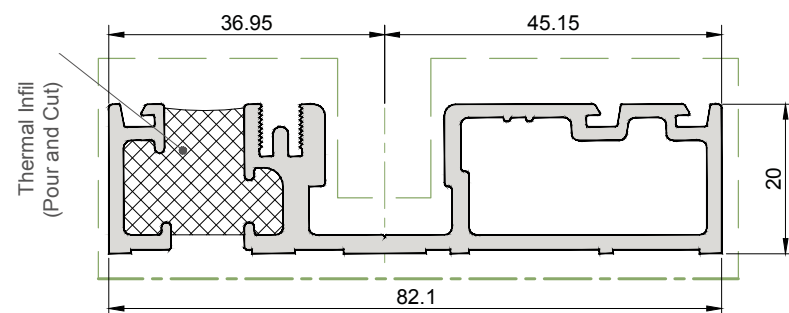
Internally glazed accommodating 28mm and 35mm
(triple glazed) IGUs

U-values ranging from 1.4Wm²/K to 1.7Wm²/K

Part Q Compliant, Including PAS 24 and BS6375
Part 1 Weather Testing



Low threshold*



*Low threshold anodised silver only.



slidersuk

Contact a member of the sales team on 01772 698222
or email sales@sliders-uk.com to find out more.

www.sliders-uk.com

Images shown are for illustration purposes only.



High precision manufacture

We employ the strictest quality management system, going far beyond our BSI approved controls.

This includes the manufacture of doors on rigs, which means that all running and door operation is fully tested before doors leave the factory floor.

Fully wrapped and delivered by our dedicated fleet, it means that we're able to offer you guaranteed quality and service.

