




SERIES 500 (Hyd. Cutters)

- Double Acting Tool.
- Streamlined Technology for hose makes operations safer, quicker and easier.
- Handle to reduce physical burden.
- Control knob improve operator safety.
- Durable Blades.


RHCC557B - Lightweight cutting and expanding pliers		Specification	
	Preset pressure	700 bar	10153 psi
	Max. shear force	810 kN	182095 lbf
	Shear range	40mm Q235round steel	1.57 inch
	Max. expansion force	40.52-52.41 kN	9109 11782 lbf
	Expansion distance	410 mm	16.1 inch
	Max. traction	67 kN	15062 lbf
	Traction distance	281 mm	11.1 inch
	Net Weight/G.W	20.43/25.5 kg	45.0/56.2 lbs

RHSP510B - Lightweight expander		Specification	
	Preset pressure	700 bar	10153 psi
	Max. expansion force	230 kN	51706 lbf
	Max. expansion distance	820 mm	32.3 inch
	Max. traction	44.57-57.65 kN	10020-12960 lbf
	Max. traction distance	665 mm	26.2 inch
	Net Weight/G.W	21.11/28.5 kg	46.5/62.8 lbs

RHC511B - Light top support		Specification	
	Preset pressure	700 bar	10153 psi
	Max. shear force	1194 kN	268422 lbf
	Shear range	40mm Q235round steel	1.57 inch
	Opening distance	165 mm	5.9 inch
	Net Weight/G.W	18.88/25.5 kg	41.6/56.2 lbs

RGP SERIES (Rescue tool Gas Pump)

- Honda Gas Engine.
- Dual output structure to use 2 tools at the same time.
- Lightweight with carrying handle for easy carry.

RGP SERIES (RESCUE TOOL GAS PUMP)	RGP63 (Use with 200 Series)	RGP700 (Use with 300 & 500 Series)	
	Max. Pressure	9,100 Psi (630 Bar)	10,150 Psi (700 Bar)
	Engine Power	3 HP (2.2 kW)	3 HP (2.2 kW)
	Flow rate Low Pressure	110 in ³ /min (1.8L/min)	183 in ³ /min (3.0L/min)
	Flow rate High Pressure	30.5 in ³ /min (0.5L/min)	43 in ³ /min (0.7L/min)
	Fuel Tank Capacity	0.66 Gal (3L)	0.66 Gal (3L)
	Weight	53 lbs (24 kg)	55 lbs (25 kg)