


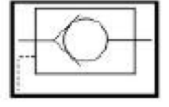



VALVES

	Model	Description	Hydraulic Symbol
	<p>V-82</p>	<p>3/8" NPT Female port To control cylinder speed Can be used as temporary shutt-off valve Not recommended as shutt-off valve</p>	
	<p>V-66</p>	<p>For load holding application with single and double acting cylinder. Manual release holding</p>	
	<p>V-42</p>	<p>Normally used with double acting cylinders To hold the load in case of system pressure loss 3/8" NPT Female port</p>	